

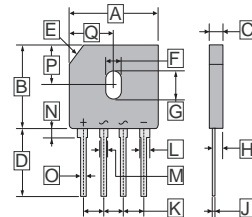

RoHS Compliant Product

A suffix of "-C" specifies halogen-free and RoHS Compliant

FEATURES

- Plastic Package has Underwriters Laboratory Flammability Classification 94V-0
- This series is UL listed under the Recognized Component index, file number E231047
- Single-in-line package
- High current capacity with small package
- Superior thermal conductivity
- High temperature soldering guaranteed : 260°C / 10 seconds
- High IFSM

GBU



REF.	Millimeter		REF.	Millimeter	
	Min.	Max.		Min.	Max.
A	21.80	22.20	J	0.46	0.56
B	18.30	19.10	K	4.80	5.30
C	3.37	3.53	L	2.16	2.54
D	17.27	18.29	M	1.65	2.03
E	3.2 x 45°		N	1.45	1.85
F	3.70	3.90	O	0.90	1.20
G	5.70	5.90	P	9.80	10.20
H	2.30	2.70	Q	10.90	11.10

MAXIMUM RATINGS (T_A=25°C unless otherwise noted)

PARAMETERS	SYMBOL	PART NUMBERS							UNITS
		GBU 6A	GBU 6B	GBU 6D	GBU 6G	GBU 6J	GBU 6K	GBU 6M	
Maximum repetitive voltage	V _{RM}	50	100	200	400	600	800	1000	V
Maximum DC reverse current at @T _A =25°C	I _R	5							μA
rated DC blocking voltage @T _A =125°C		500							
Average rectified forward current 60Hz Sine wave Resistance load with heatsink @T _C =100°C	I _O	6							A
Peak Forward Surge Current, 10.0ms single half sine-wave superimposed on rated load	I _{FSM}	175							A
Dielectric strength terminals to case, AC 1 minute Current 1mA	V _{dia}	2.5							KV
Maximum instantaneous forward voltage at 3A	V _F	1							V
Operating and Storage Temperature Range	T _J , T _{STG}	150, -55 ~ 150							°C

CHARACTERISTIC CURVES

Fig. 1 derating Curve

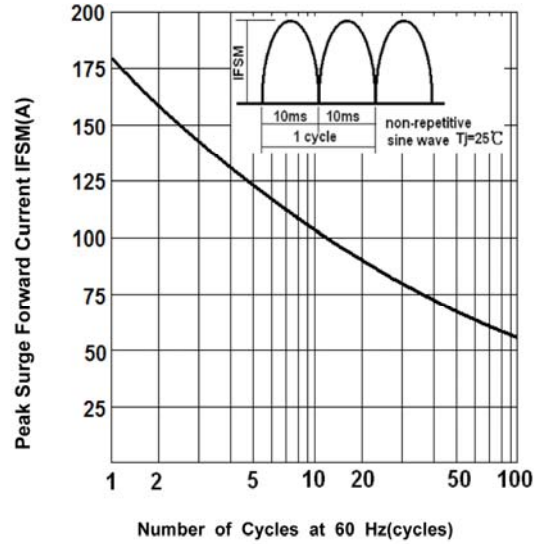
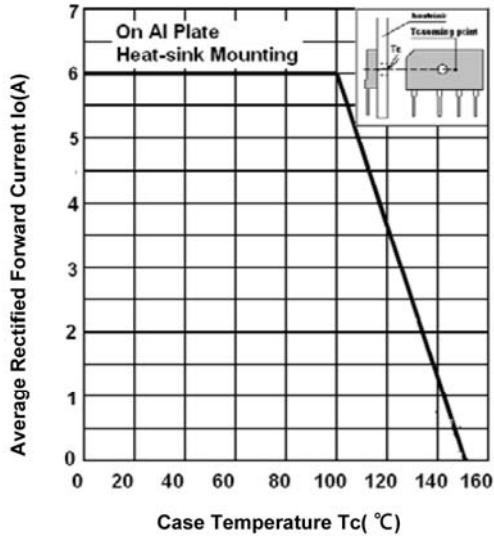


Fig.4 Forward Voltage

Fig.2 Typical Reverse Characteristics

