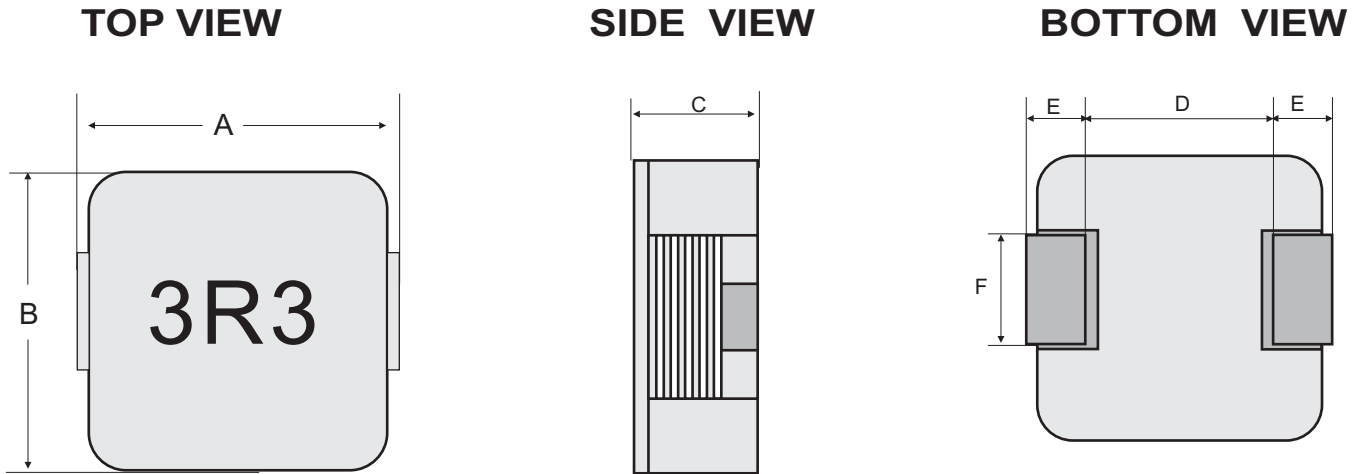
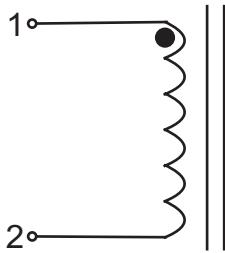


1. Mechanical Dimensions:



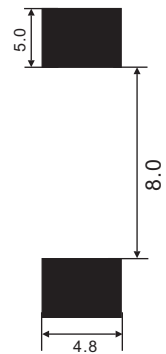
2. Schematic:



Unit: mm

A	B	C	D	E	F
+/-0.4	+/-0.4	Max	Typ	+/-0.5	+/-0.5
13.2	12.7	7.0	7.6	2.8	3.0

PCB PAD LAYOUT (TOP)



3. Electrical Characteristics :

Specifications: at 25 degree C. Operating Temperature -40 to +85°C

NO.	ITEM	TEST CONDITION	SPECIFICATION
1	Inductance	(1-2)@100kHz, 0.25v	3.3uH+/-20%
2	DCR	(1-2) @ 25°C	4.5mΩ Max
3	Isat	(1-2)@100kHz, 0.25v	35 A Max
4	Irms	(1-2)@100kHz, 0.25v	22A Max