

GE6061/GE6063 General Description

The GE6061/GE6063 is a CMOS IC for siren/alarm application. It has V_{DD} control 1/6 siren sounds and the GE6061/GE6063 will be generated in cycling sequence.

GE6061/GE6063 Features

CMOS process

Low stand-by current

On-chip RC oscillator

Auto power off function

Absolute Maximum Ratings

DC supply Voltage V_{DD}----- -0.3V~5V

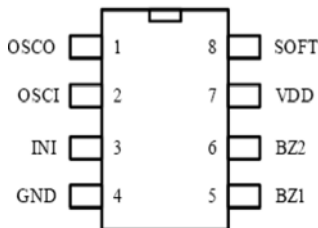
Storage temperature T_{stg} -25°C ~+125°C

Operating temperature T_{op} 0°C~+70°C

GE6061/GE6063 Electronic characteristics

Characteristics	Sym.	Min.	Typ.	Max.	Unit	Remark
Operating Voltage	V _{DD}	2.0	3.3	5.5	V	
Stand-by Current	I _{DD}	--	3.0	15	μA	
Operating Current	I _{OP}	--	0.1	0.5	mA	No Load
BZ1/BZ2 Driving Current	I _{DRV}	3.0	--	--	mA	@V _{DS} =0.7V
Oscillator Frequency F _{osc}	F _{osc}	--	128	--	KHZ	R _{osc} = 75KΩ, F _{osc} ±10%

GE6061/GE6063 Pin assignment & description



No.	Name	I/O	Function
1	OSCO	O	Oscillator output
2	OSCI	I	Oscillator input
3	INI	I	Power on reset input
4	GND	Power	Negative power supply
5	BZ1	O	Audio output, positive
6	BZ2	O	Audio output, positive
7	VDD	Power	Positive power supply
8	SOFT	I	Soft chirp selection Open = 1/6 sound without soft chirp V_{DD} = 1/6 sound with soft chirp

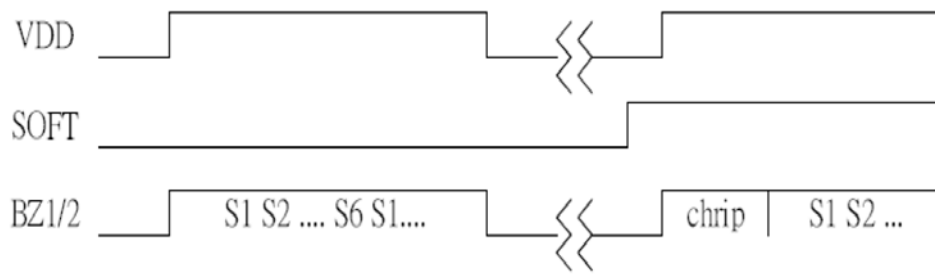
Silvan Chip Electronics Tech.Co.,Ltd.

Address: Fl.16 FuChang Building, Binhe Rd, Shenzhen, China

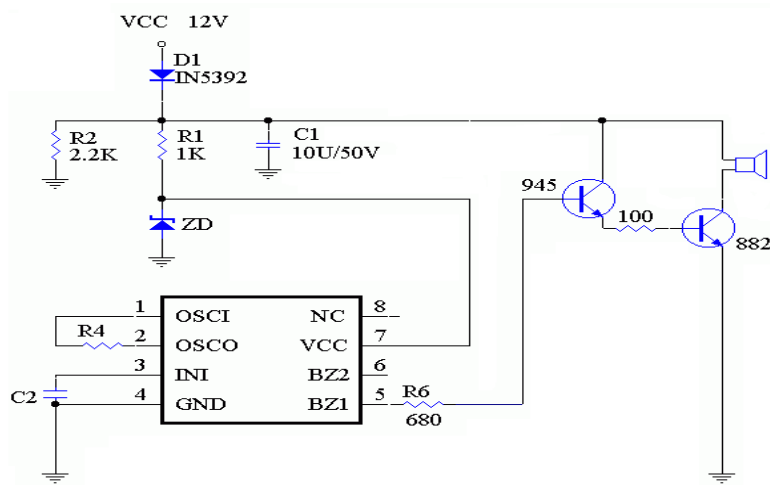
Phone: 86-0755-88291843 88304213 **Fax :** 86-0755-88290509

Email: jj@sc-tech.cn **Http://** www.sc-tech.cn

GE6061/GE6063 Timing diagram



GE6061/GE6063 Application diagram



ZD	R4	C2
4.3V	330K	102
3.9V	300K	102

GE6061/GE6063 Variation of

VDD & Fosc

