


Description

The GH Series Hall sensors are four-terminal solid-state devices that produce an output voltage, V_H , proportional to the product of the input current, I_C , and the magnetic flux density, B . The GH-600 Hall sensor uses a lead strip which is composed of DuPont's Kapton. The lead strip is terminated with tin plated copper alloy contacts spaced 0.100" (2.54 mm) on center. The Model GH-601 utilizes a specially designed lead strip which allows operation up to 50 kHz. The GH-820 is a leaded device designed for through hole mounting to a PCB.



Features

- Low Cost
- Gallium Arsenide
- Extended Frequency Range
- High Sensitivity
- Choice of Mounting Configurations
- Flexible Leadstrip
- Extended Temperature Range

Models

GH-600

GH-601

SPECIFICATIONS	UNITS	GH-600	GH-601
Input resistance, R_{in}	ohms	450 to 900	450 to 900
Output resistance, R_{out}	ohms	580 to 1,700	580 to 1,700
Magnetic sensitivity, V_H (1)	mV/kg	50 to 140	50 to 140
Max. resistive residual voltage, V_M @ $B=0$ (1)	±mV	14	14
Max. control current @ 25°C, static air	mA	10	10
Nominal control current, I_{cn}	mA	5	5
Max. linearity error, (-10 kG to +10 kG)	±% of RDG	2	2
Mean temperature coefficient of V_H (-10°C to +80°C)	%/°C	-0.07 (2)	-0.07 (2)
Mean temperature coefficient of resistance (-10°C to +80°C)	%/°C	0.15 Typical (2)	0.15 Typical (2)
Temperature dependence of resistive residual voltage (-10°C to +80°C)	±µV/°C	1 Typical (2)	1 Typical (2)
Operating temperature range	°C	-55 to +125	-55 to +125
Storage temperature range	°C	-55 to +150	-55 to +150

Notes

- (1) Nominal Control Current, $I_{cn}=5$ mA
- (2) Control Current=5 mA



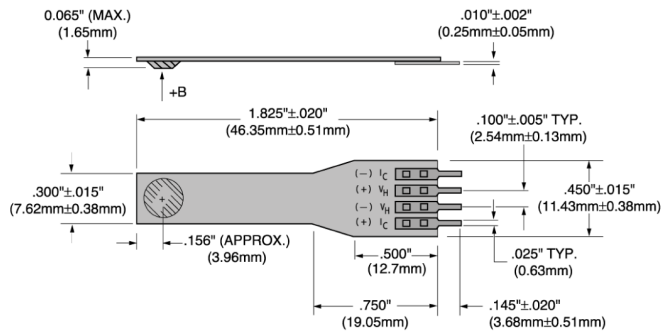
Mechanical Dimensions

All dimensions are in inches (millimeters)

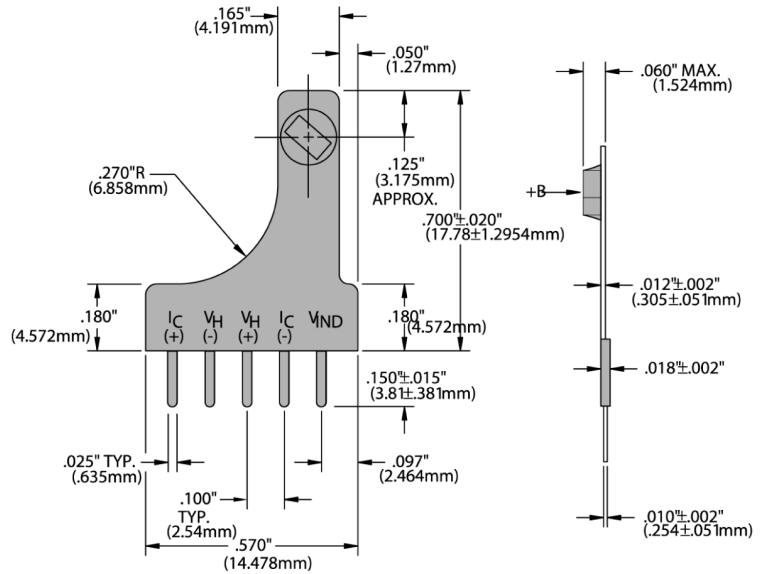
Gallium Arsenide GH Series

Model GH-601

Model GH-600



Unless otherwise noted, all tolerances are ±0.010 (±0.25)



Pacific Scientific-OECO
 4607 SE International Way
 Milwaukie, OR 97222
 (503) 659-5999
 www.oeco.com

