

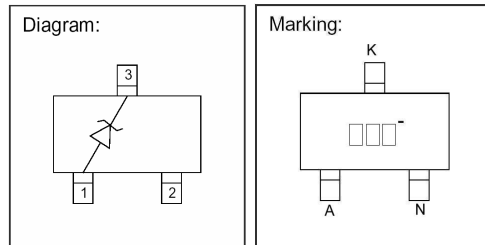
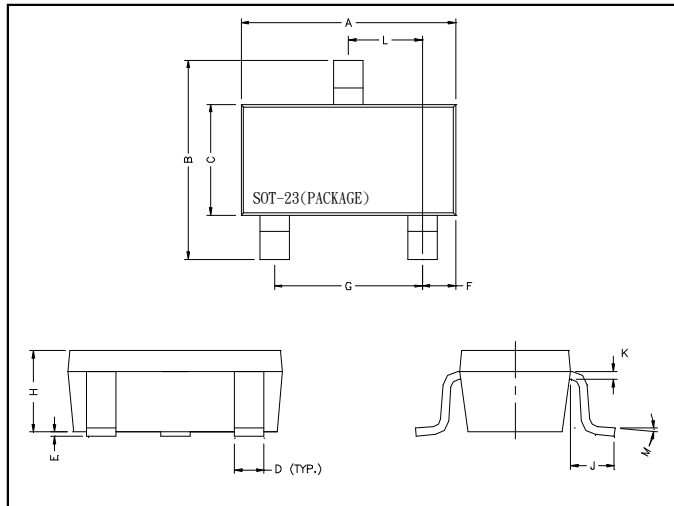
GTM CORPORATION

GMBZ5221B~ GMBZ5270B

Description

ZENER DIODES

Package Dimensions



| REF | Millimeter | | REF | Millimeter | |
|-----|------------|------|-----|------------|------|
| | Min. | Max. | | Min. | Max. |
| A | 2.70 | 3.10 | G | 1.90 | REF. |
| B | 2.40 | 2.80 | H | 1.00 | 1.30 |
| C | 1.40 | 1.60 | K | 0.10 | 0.20 |
| D | 0.35 | 0.50 | J | 0.40 | - |
| E | 0 | 0.10 | L | 0.85 | 1.15 |
| F | 0.45 | 0.55 | M | 0° | 10° |

Thermal Characteristics

| Characteristics | Symbol | Max | Unit |
|--|----------|-------------|-------------|
| Total Device Dissipation FR-5 Board Ta=25°C, Derate above 25°C | PD | 225 1.8 | mW mW/°C |
| Total Device Dissipation Alumina Substrate**TA=25°C, Derate above 25°C | PD | 300 2.4 | mW mW/°C |
| Thermal Resistance Junction to Ambient | R θ JA | 417 | °C/W |
| Junction and Storage Temperature | Tj, Tstg | -55 to +150 | °C |

*FR-5 1.0×0.75×0.062 in. **Alumina-0.4×0.3×0.024 in. 99.5% alumina.

www.DataSheet4U.com

Thermal Characteristics (VF=0.9V Max @IF=10mA for all types)

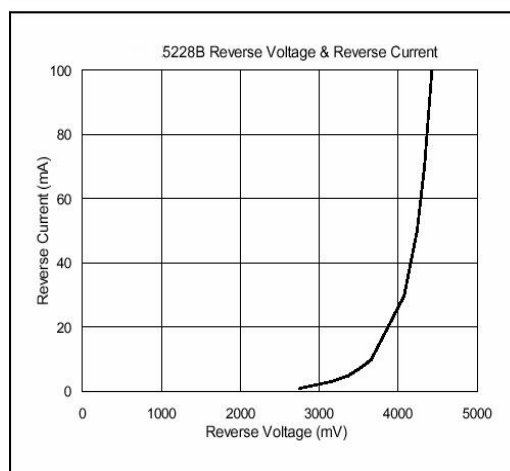
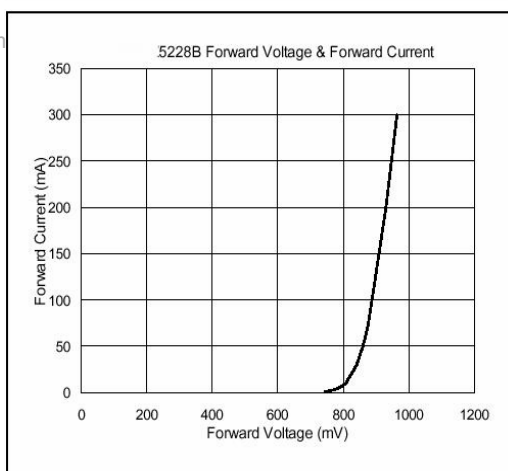
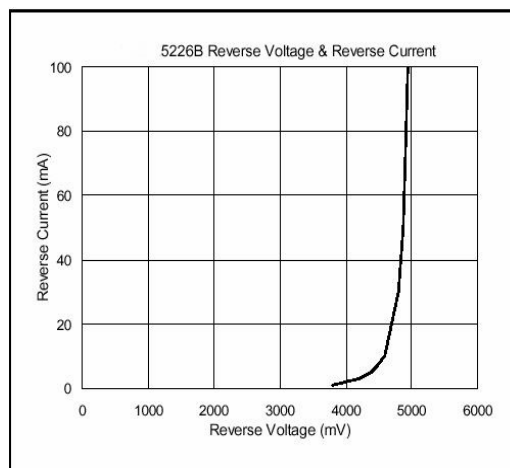
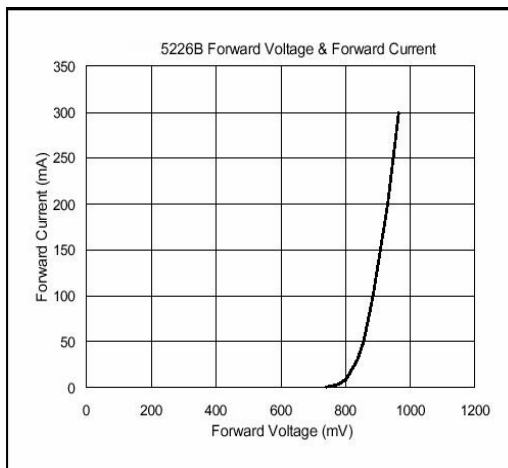
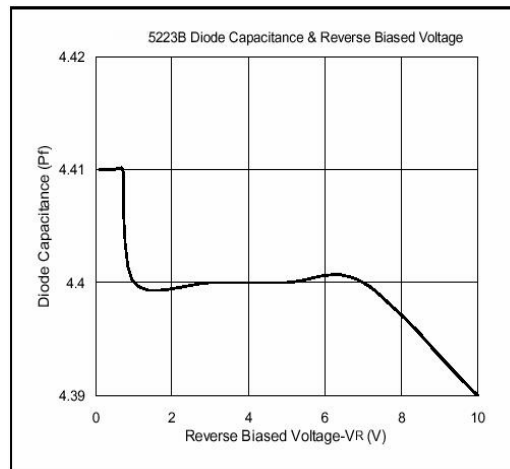
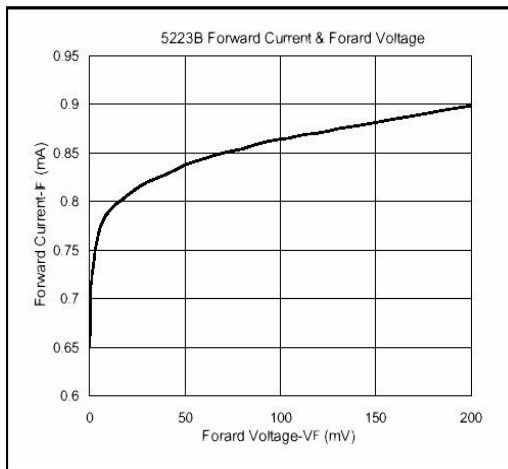
| Device | Type Code | Test Current IZT(mA) | Zener Voltage Vz(V) | | | ZZK IZ=0.25mA Ω Max | ZZT IZ=IZT Ω Max | Max. Reverse Current | |
|-----------|-----------|----------------------|---------------------|---------|-------|---------------------|------------------|----------------------|--------|
| | | | Min | Nominal | Max | | | IR(μA) | @VR(V) |
| GMBZ5221B | 18A | 20 | 2.280 | 2.4 | 2.520 | 1200 | 30 | 100 | 1.0 |
| GMBZ5222B | 18B | 20 | 2.375 | 2.5 | 2.625 | 1250 | 30 | 100 | 1.0 |
| GMBZ5223B | 18C | 20 | 2.565 | 2.7 | 2.835 | 1300 | 30 | 75 | 1.0 |
| GMBZ5224B | 18D | 20 | 2.66 | 2.8 | 2.940 | 1400 | 30 | 75 | 1.0 |
| GMBZ5225B | 18E | 20 | 2.850 | 3.0 | 3.150 | 1600 | 29 | 50 | 1.0 |
| GMBZ5226B | 8A | 20 | 3.135 | 3.3 | 3.465 | 1600 | 28 | 25 | 1.0 |
| GMBZ5227B | 8B | 20 | 3.420 | 3.6 | 3.780 | 1700 | 24 | 15 | 1.0 |
| GMBZ5228B | 8C | 20 | 3.705 | 3.9 | 4.095 | 1900 | 23 | 10 | 1.0 |
| GMBZ5229B | 8D | 20 | 4.085 | 4.3 | 4.515 | 2000 | 22 | 5.0 | 1.0 |
| GMBZ5230B | 8E | 20 | 4.465 | 4.7 | 4.935 | 1900 | 19 | 5.0 | 2.0 |
| GMBZ5231B | 8F | 20 | 4.845 | 5.1 | 5.355 | 1600 | 17 | 5.0 | 2.0 |
| GMBZ5232B | 8G | 20 | 5.320 | 5.6 | 5.880 | 1600 | 17 | 5.0 | 3.0 |
| GMBZ5233B | 8H | 20 | 5.700 | 6.0 | 6.300 | 1600 | 7.0 | 5.0 | 3.5 |
| GMBZ5234B | 8J | 20 | 5.890 | 6.2 | 6.510 | 1000 | 7.0 | 5.0 | 4.0 |
| GMBZ5235B | 8K | 20 | 6.460 | 6.8 | 7.140 | 750 | 5.0 | 3.0 | 5.0 |
| GMBZ5236B | 8L | 20 | 7.125 | 7.5 | 7.875 | 500 | 6.0 | 3.0 | 6.0 |
| GMBZ5237B | 8M | 20 | 7.790 | 8.2 | 8.610 | 500 | 8.0 | 3.0 | 6.5 |

GTM CORPORATION

| Device | Type Code | Test Current IZT(mA) | Zener Voltage Vz(V) | | | ZZK IZ=0.25mA Ω Max | ZZT IZ=IZT Ω Max | Max. Reverse Current | |
|-----------|-----------|-------------------------|------------------------|---------|--------|---------------------------|------------------------|-------------------------|--------|
| | | | Min | Nominal | Max | | | IR(μA) | @VR(V) |
| GMBZ5238B | 8N | 20 | 8.265 | 8.7 | 9.135 | 600 | 8.0 | 3.0 | 6.5 |
| GMBZ5239B | 8P | 20 | 8.645 | 9.1 | 9.555 | 600 | 10 | 3.0 | 7.0 |
| GMBZ5240B | 8Q | 20 | 9.500 | 10 | 10.500 | 600 | 17 | 3.0 | 8.0 |
| GMBZ5241B | 8R | 20 | 10.450 | 11 | 11.550 | 600 | 22 | 2.0 | 8.4 |
| GMBZ5242B | 8S | 20 | 11.400 | 12 | 12.600 | 600 | 30 | 1.0 | 9.1 |
| GMBZ5243B | 8T | 9.5 | 12.350 | 13 | 13.650 | 600 | 13 | 0.5 | 9.9 |
| GMBZ5244B | 8U | 9.0 | 13.300 | 14 | 14.700 | 600 | 15 | 0.1 | 10 |
| GMBZ5245B | 8V | 8.5 | 14.250 | 15 | 15.750 | 600 | 16 | 0.1 | 11 |
| GMBZ5246B | 8W | 7.8 | 15.200 | 16 | 16.800 | 600 | 17 | 0.1 | 12 |
| GMBZ5247B | 8X | 7.4 | 16.150 | 17 | 17.850 | 600 | 19 | 0.1 | 13 |
| GMBZ5248B | 8Y | 7.0 | 17.100 | 18 | 18.900 | 600 | 21 | 0.1 | 14 |
| GMBZ5249B | 8Z | 6.6 | 18.050 | 19 | 19.950 | 600 | 23 | 0.1 | 14 |
| GMBZ5250B | 81A | 6.2 | 19.000 | 20 | 21.000 | 600 | 25 | 0.1 | 15 |
| GMBZ5251B | 81B | 5.6 | 20.900 | 22 | 23.100 | 600 | 29 | 0.1 | 17 |
| GMBZ5252B | 81C | 5.2 | 22.800 | 24 | 25.200 | 600 | 33 | 0.1 | 18 |
| GMBZ5253B | 81D | 5.0 | 23.750 | 25 | 26.250 | 600 | 35 | 0.1 | 19 |
| GMBZ5254B | 81E | 4.6 | 25.650 | 27 | 28.350 | 600 | 41 | 0.1 | 21 |
| GMBZ5255B | 81F | 4.5 | 26.600 | 28 | 29.400 | 600 | 44 | 0.1 | 21 |
| GMBZ5256B | 81G | 4.2 | 28.500 | 30 | 31.500 | 600 | 49 | 0.1 | 23 |
| GMBZ5257B | 81H | 3.8 | 31.350 | 33 | 34.650 | 700 | 58 | 0.1 | 25 |
| GMBZ5258B | 81J | 3.4 | 34.200 | 36 | 37.800 | 700 | 70 | 0.1 | 27 |
| GMBZ5259B | 81K | 3.2 | 37.050 | 39 | 40.950 | 800 | 80 | 0.1 | 30 |
| GMBZ5260B | 81L | 3.0 | 40.850 | 43 | 45.150 | 900 | 93 | 0.1 | 33 |
| GMBZ5261B | 81M | 2.7 | 44.650 | 47 | 49.350 | 1000 | 105 | 0.1 | 36 |
| GMBZ5262B | 81N | 2.5 | 48.450 | 51 | 53.550 | 1100 | 125 | 0.1 | 39 |
| GMBZ5263B | 81P | 2.2 | 53.200 | 56 | 58.800 | 1300 | 150 | 0.1 | 43 |
| GMBZ5264B | 81Q | 2.1 | 57.000 | 60 | 63.000 | 1400 | 170 | 0.1 | 46 |
| GMBZ5265B | 81R | 2.0 | 58.900 | 62 | 65.100 | 1400 | 185 | 0.1 | 47 |
| GMBZ5266B | 81S | 1.8 | 64.600 | 68 | 71.400 | 1600 | 230 | 0.1 | 52 |
| GMBZ5267B | 81T | 1.7 | 71.250 | 75 | 78.750 | 1700 | 270 | 0.1 | 56 |
| GMBZ5268B | 81U | 1.5 | 77.900 | 82 | 86.100 | 2000 | 330 | 0.1 | 62 |
| GMBZ5269B | 81V | 1.4 | 82.650 | 87 | 91.35 | 2200 | 370 | 0.1 | 68 |
| GMBZ5270B | 81W | 1.4 | 86.450 | 91 | 95.550 | 2300 | 400 | 0.1 | 69 |

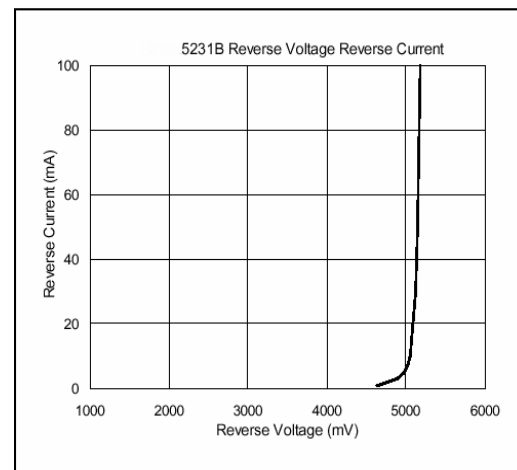
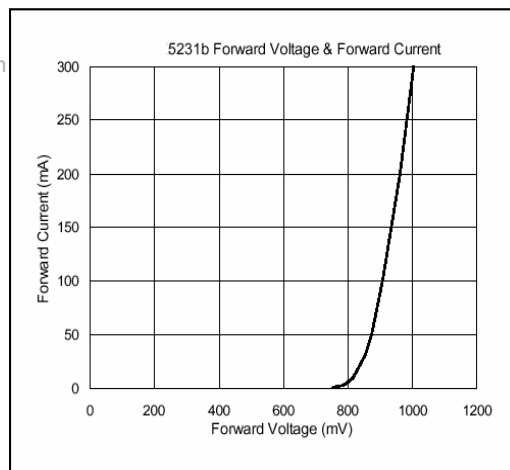
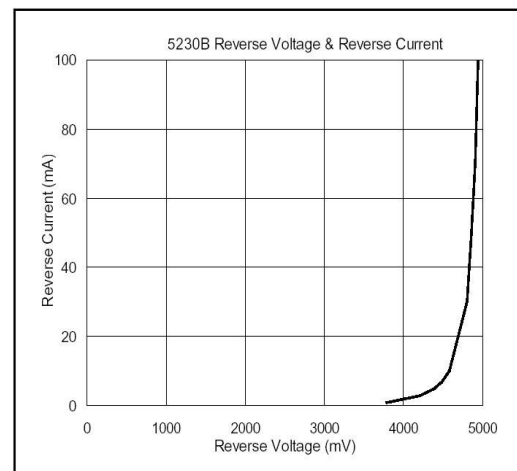
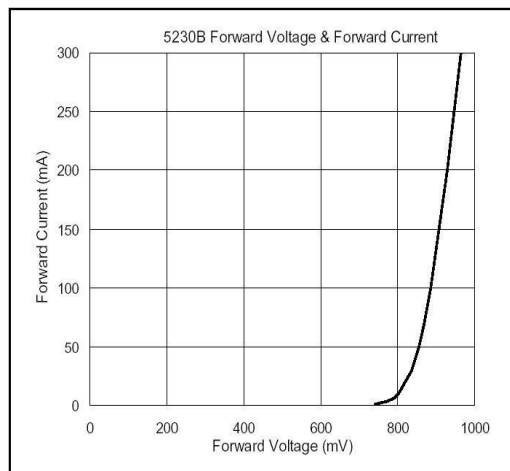
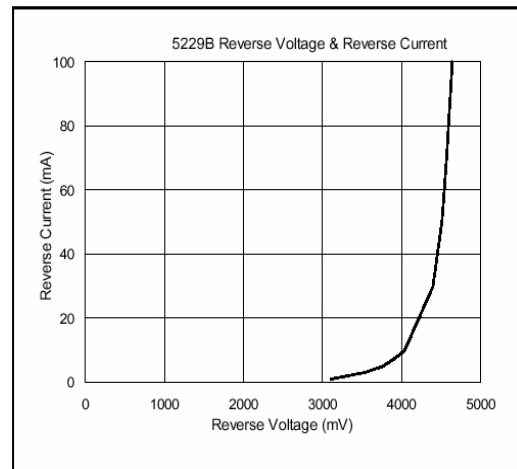
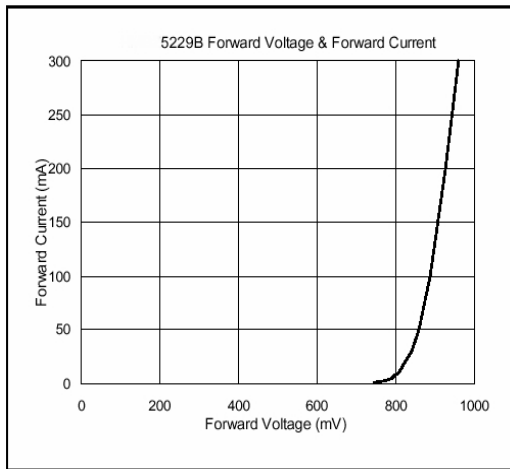
GTM CORPORATION

Characteristics Curve



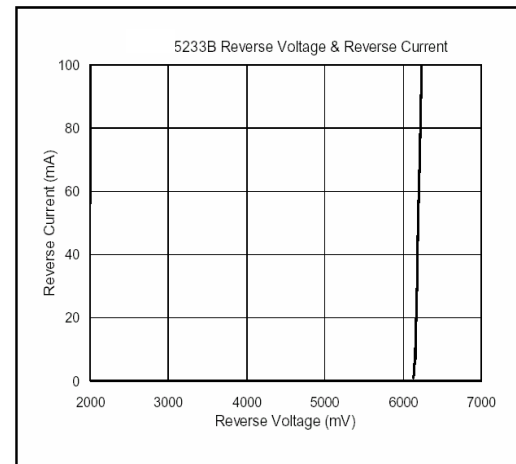
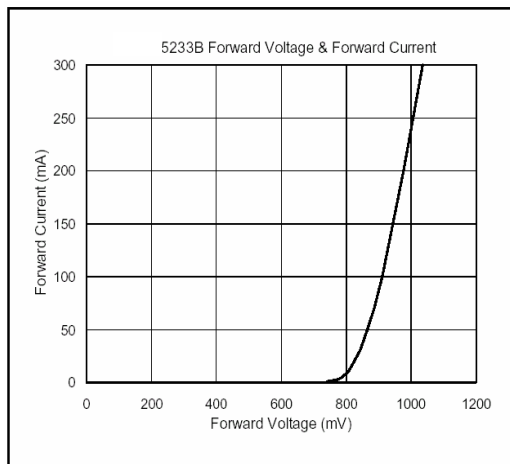
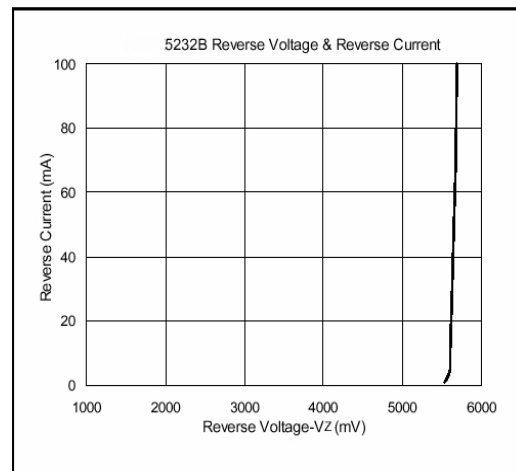
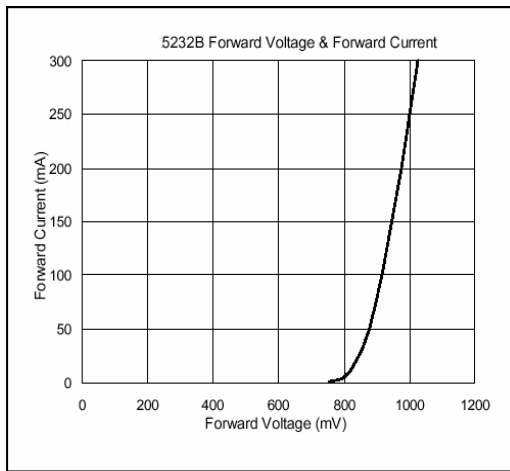
www.DataSheet4U.com

GTM CORPORATION

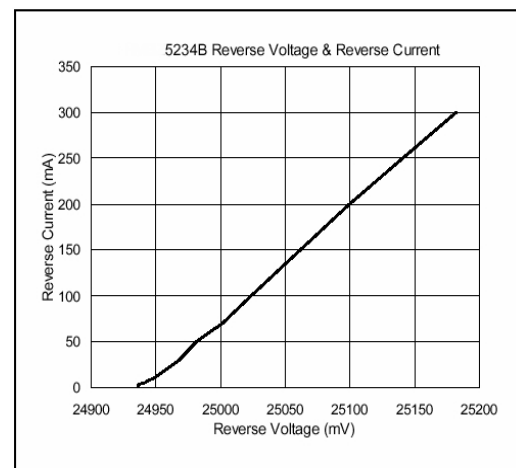
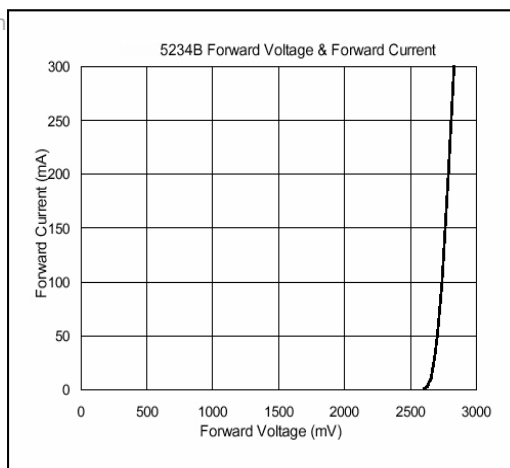


www.DataSheet4U.com

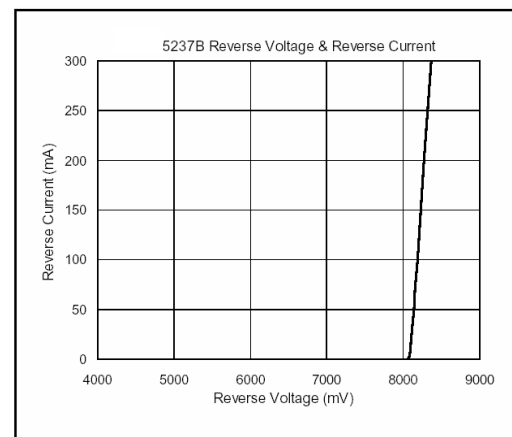
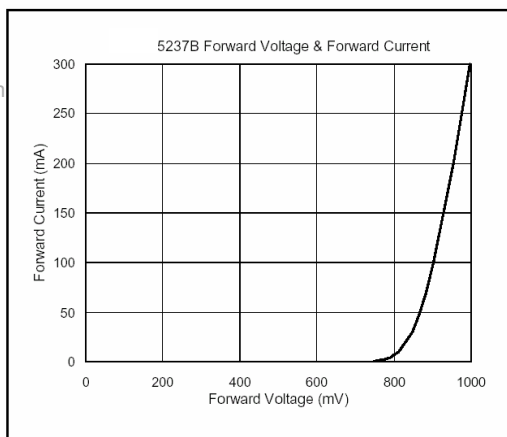
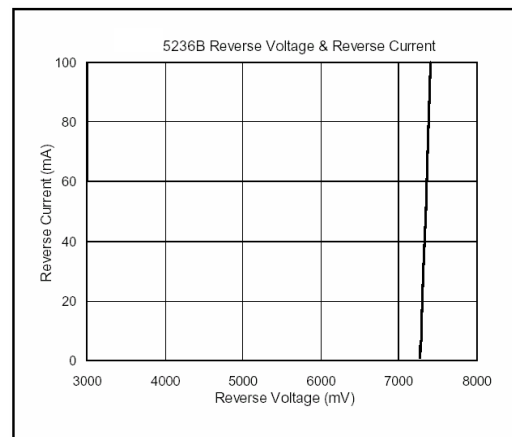
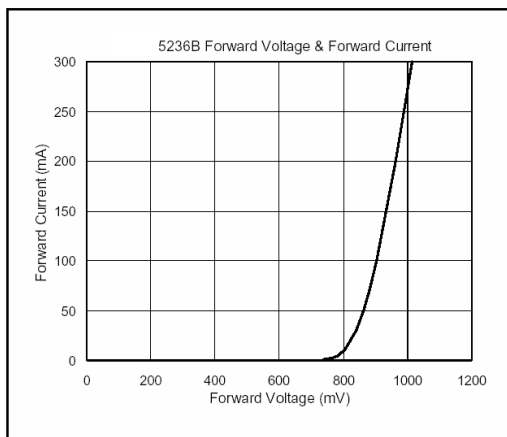
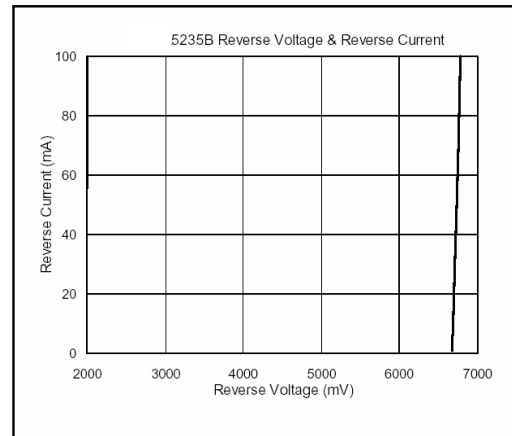
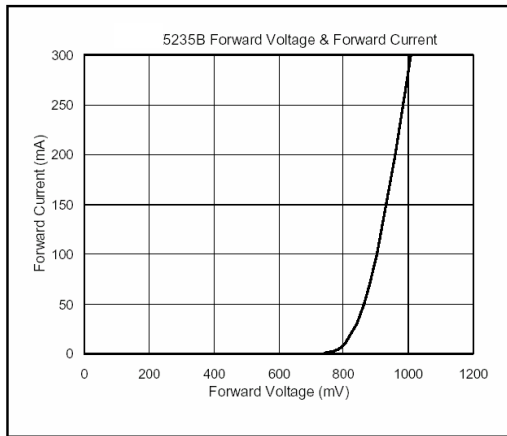
GTM CORPORATION



www.DataSheet4U.com

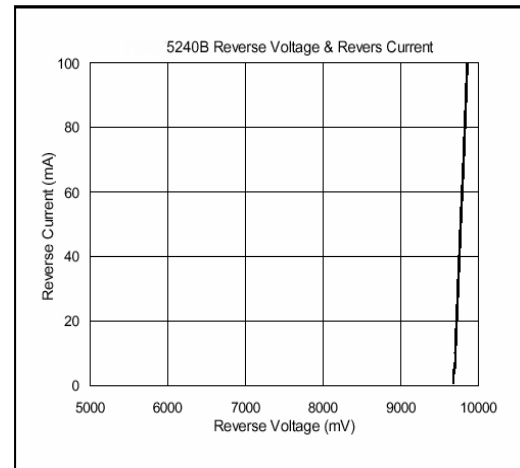
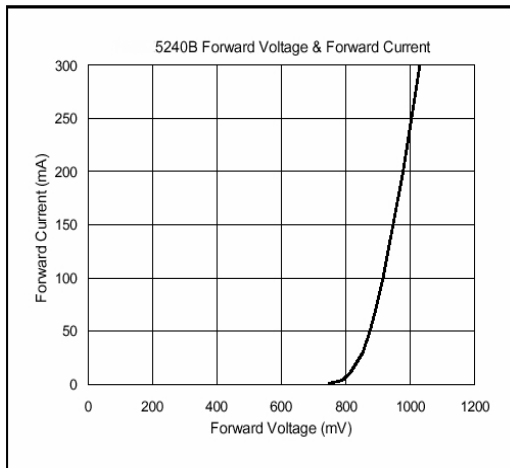
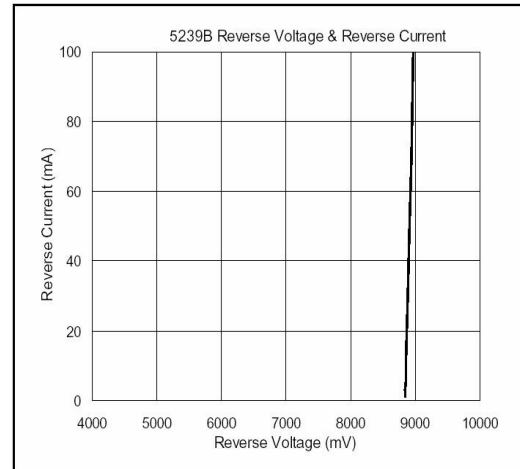
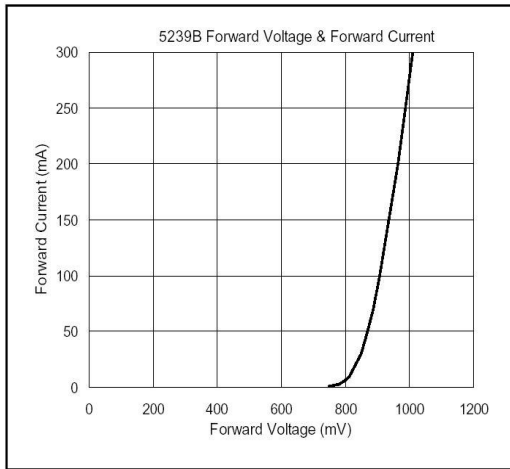


GTM CORPORATION

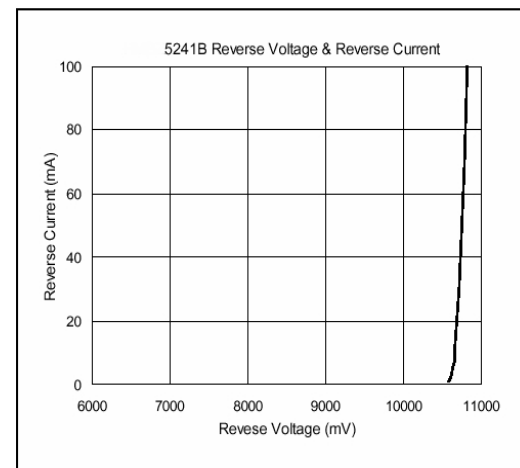
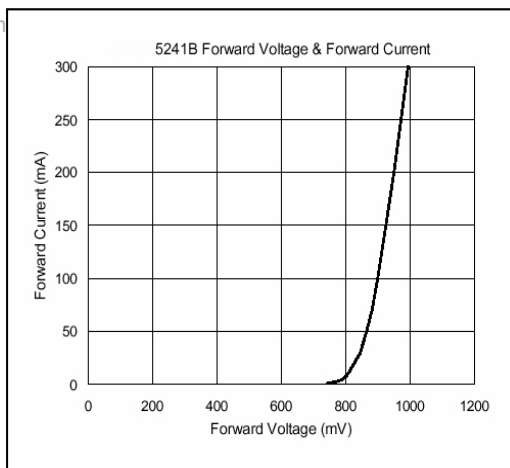


www.DataSheet4U.com

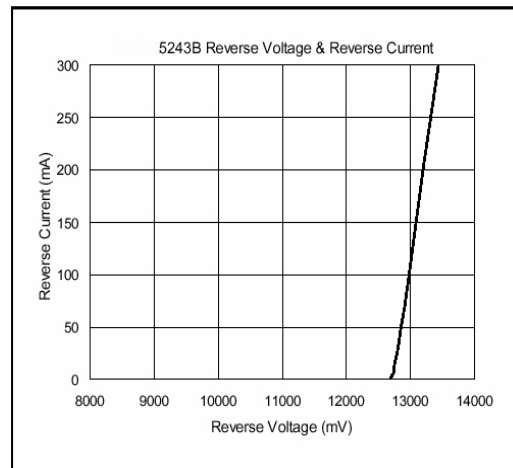
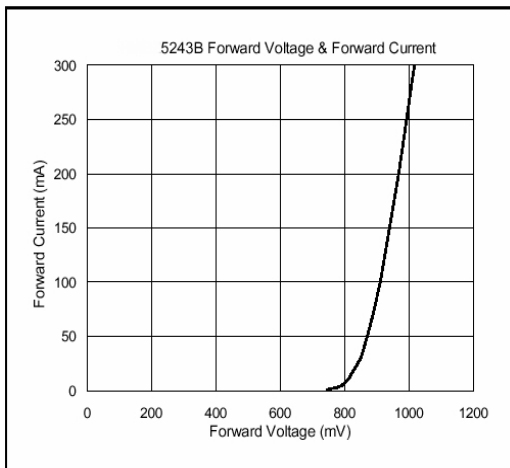
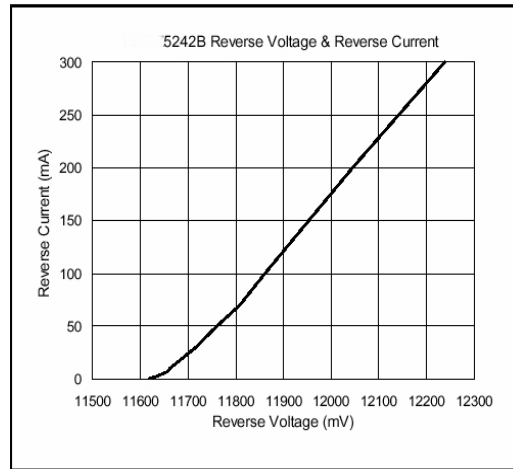
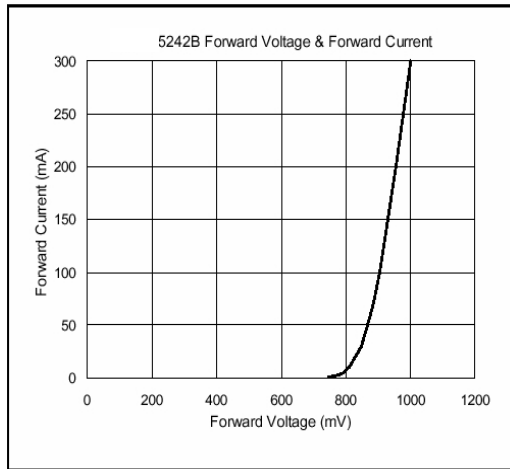
GTM CORPORATION



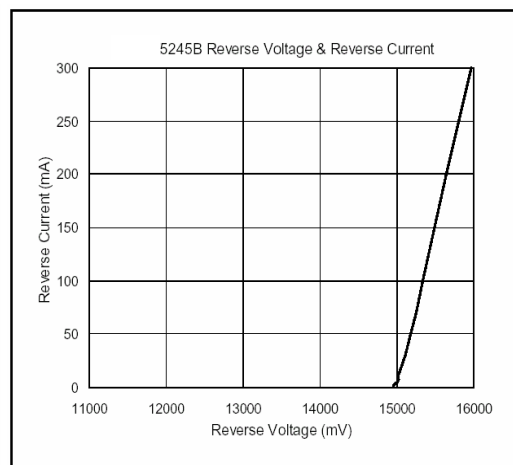
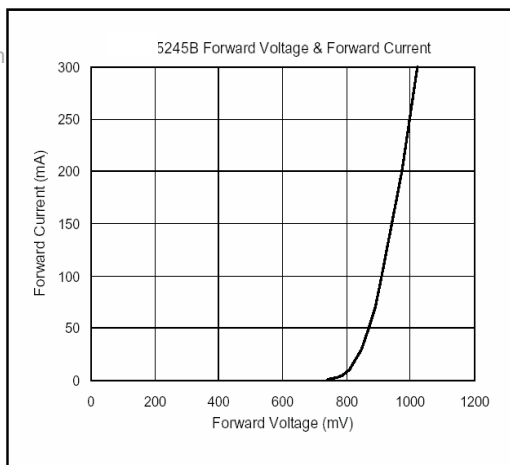
www.DataSheet4U.com



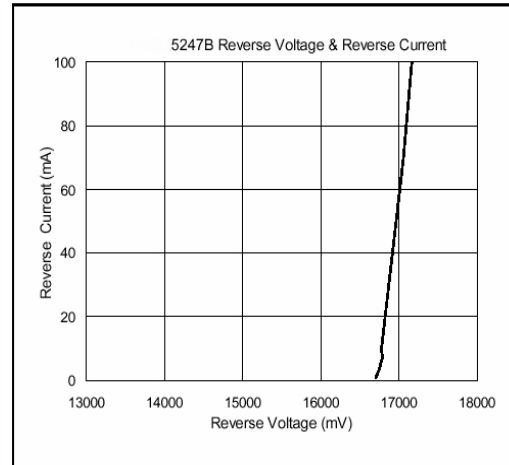
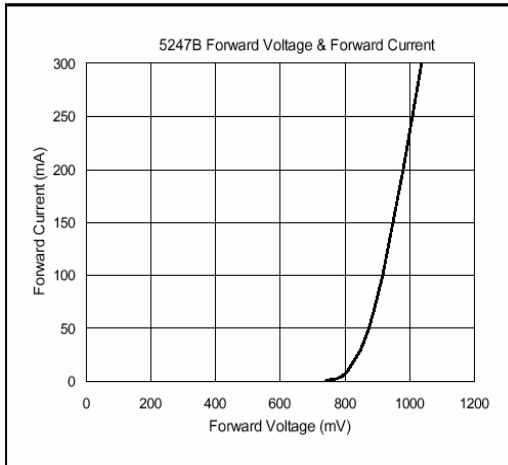
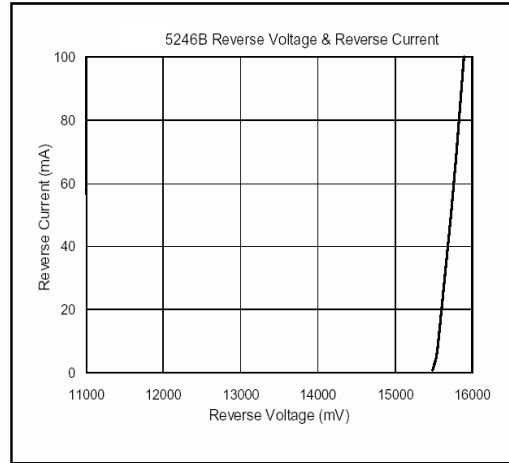
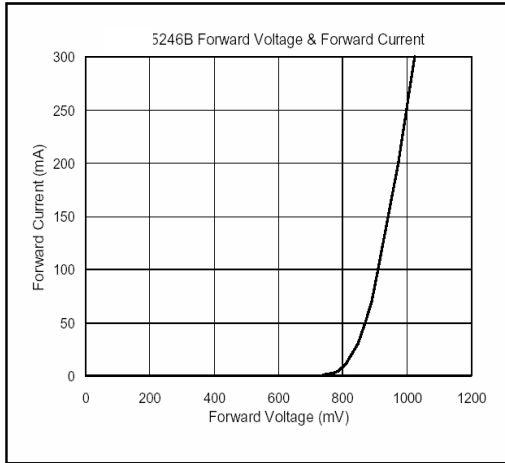
GTM CORPORATION



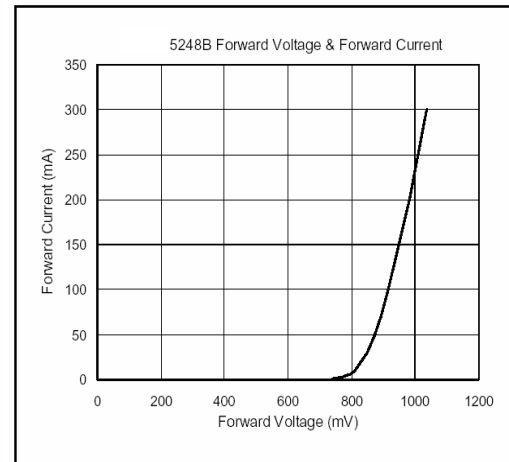
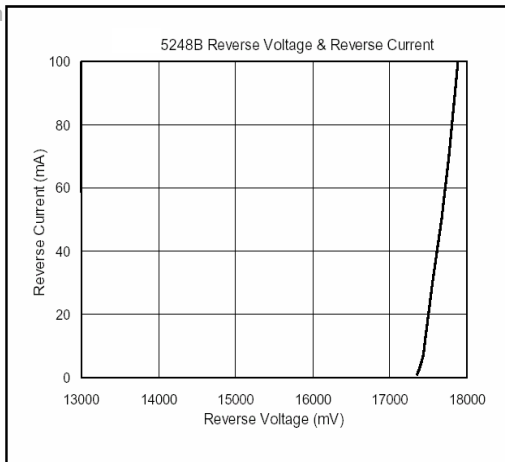
www.DataSheet4U.com



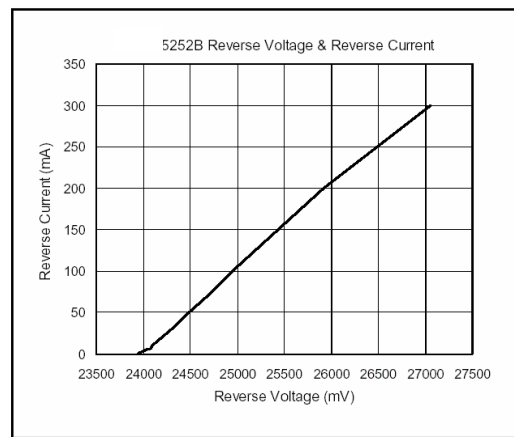
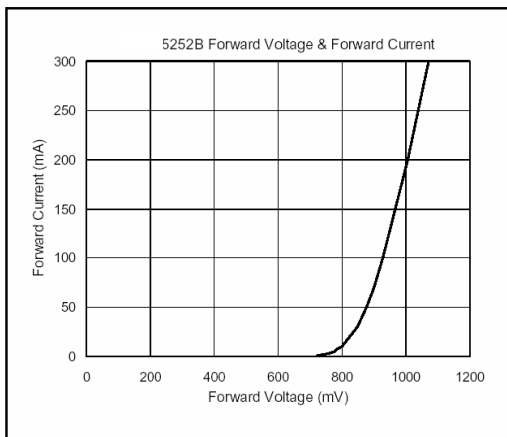
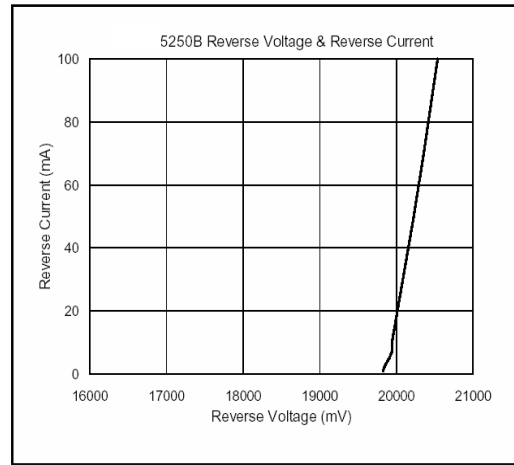
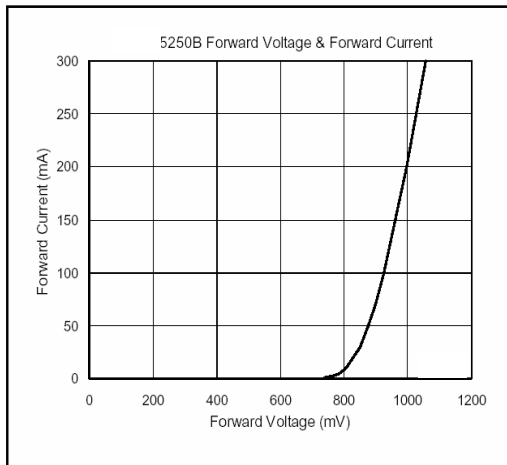
GTM CORPORATION



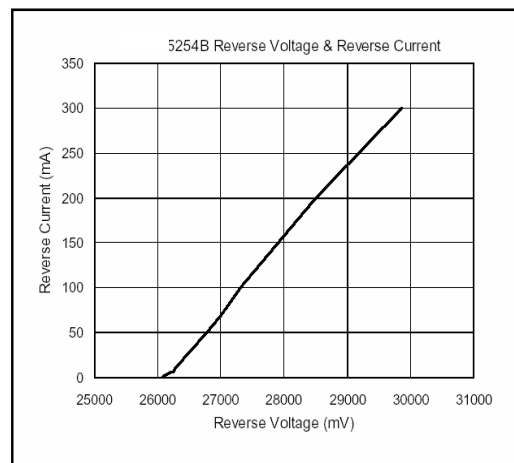
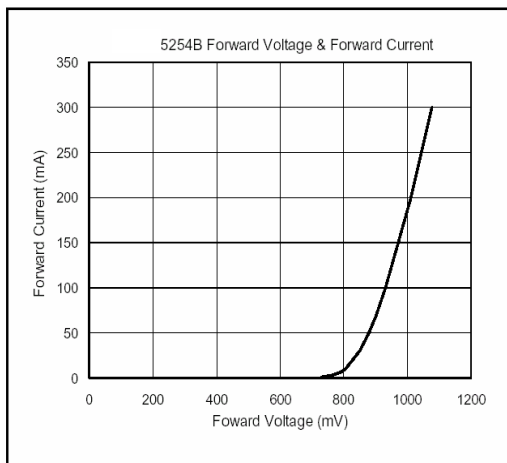
www.DataSheet4U.com



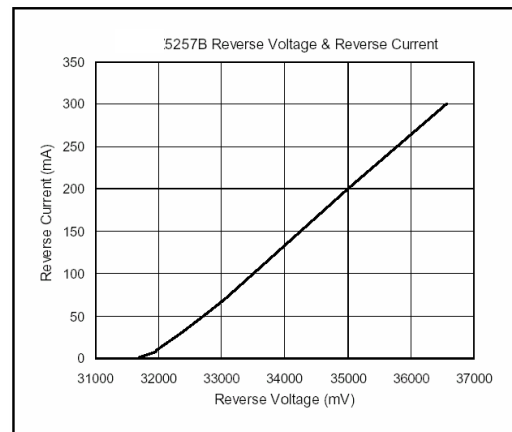
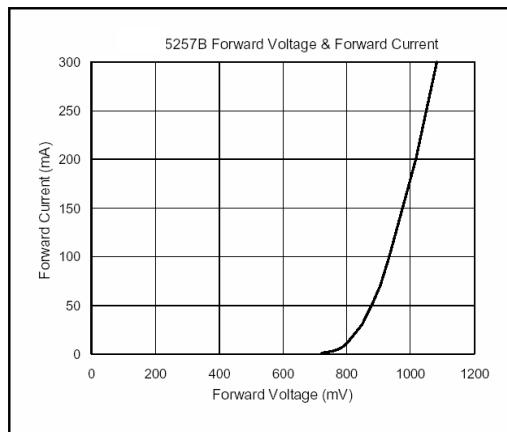
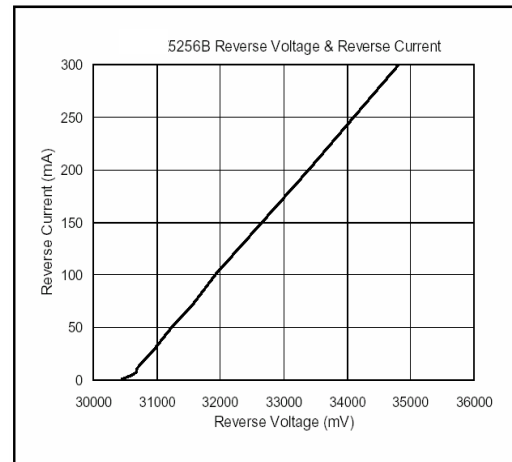
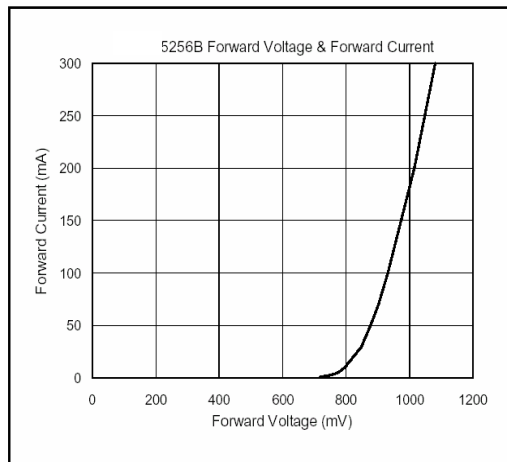
GTM CORPORATION



www.DataSheet4U.com



GTM CORPORATION

**Important Notice:**

- All rights are reserved. Reproduction in whole or in part is prohibited without the prior written approval of GTM.
- GTM reserves the right to make changes to its products without notice.
- GTM semiconductor products are not warranted to be suitable for use in life-support Applications, or systems.
- GTM assumes no liability for any consequence of customer product design, infringement of patents, or application assistance.

Head Office And Factory:

- **Taiwan:** No. 17-1 Tatung Rd. Fu Kou Hsin-Chu Industrial Park, Hsin-Chu, Taiwan, R. O. C.
TEL : 886-3-597-7061 FAX : 886-3-597-9220, 597-0785
- **China:** (201203) No.255, Jang-Jiang Tsai-Lueng RD. , Pu-Dung-Hsin District, Shang-Hai City, China
TEL : 86-21-5895-7671 FAX : 86-21-38950165