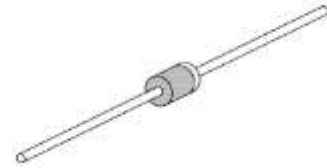


**0.25A Sintered Glass Passivated High Voltage Rectifier (SGP<sup>®</sup>)**

**Features**

- Sintered glass passivated (SGP<sup>®</sup>) rectifier chip
- Capable of meeting environmental standards of MIL-S-19500
- High temperature soldering guaranteed: 350°C/10 seconds / .0375" (9.5mm) lead length, 5lbs (2.3kg) tension
- RoHS Compliance



**DO-41  
(DO-204AL)**



**Mechanical Data**

<b>Case:</b>	JEDEC DO-204AL(DO-41) molded plastic body
<b>Epoxy:</b>	Plastic package has UL flammability classification 94V-0
<b>Terminals:</b>	Plated axial leads, solderable per MIL-STD-750, Method 2026
<b>Polarity:</b>	Color band denotes cathode end
<b>Weight:</b>	0.012 ounces, 0.3 gram

**Maximum Ratings and Electrical Characteristics** ( $T_A=25^\circ\text{C}$  unless noted otherwise)

Symbol	Description	GP 02-25	GP 02-30	GP 02-35	GP 02-40	Unit	Conditions
<b>VRRM</b>	Maximum Repetitive Peak Reverse Voltage	2500	3000	3500	4000	V	
<b>VRMS</b>	Maximum RMS Voltage	1750	2100	2450	2800	V	
<b>VDC</b>	Maximum DC Blocking Voltage	2500	3000	3500	4000	V	
<b>IF(AV)</b>	Maximum Average Forward Rectified Current	0.25				A	0.375" (9.5mm) lead length (Fig.1)
<b>IFSM</b>	Peak Forward Surge Current	15				A	8.3ms single half sine-wave superimposed on rated load (JEDEC Method)

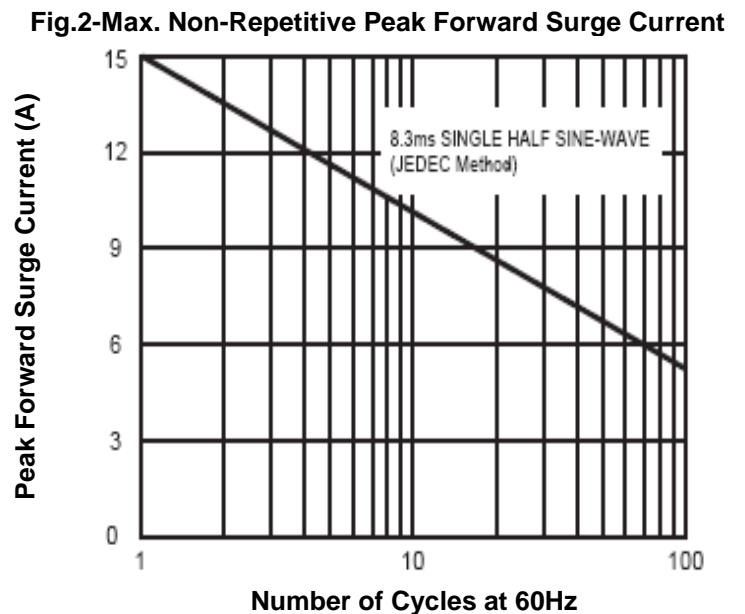
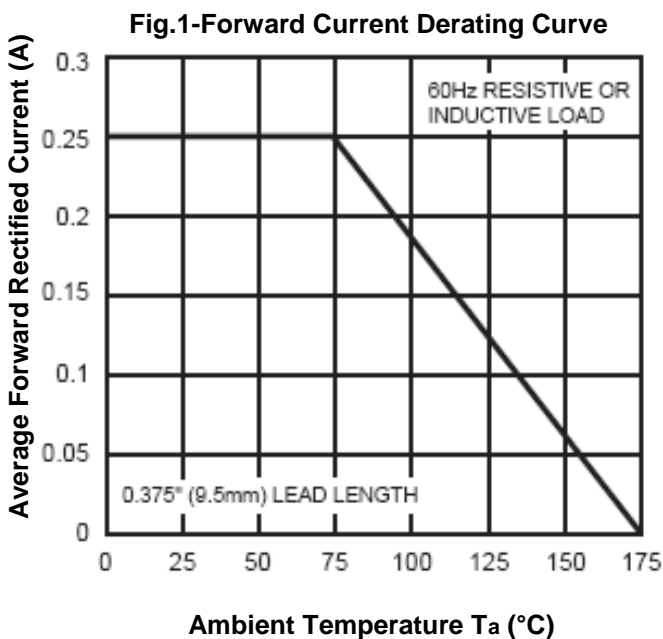
# 0.25A Sintered Glass Passivated High Voltage Rectifier (SGP<sup>®</sup>)

## GP02-25 - GP02-40

Symbol	Description	GP 02-25	GP 02-30	GP 02-35	GP 02-40	Unit	Conditions
<b>V<sub>F</sub></b>	Maximum Instantaneous Forward Voltage	3.0				V	I <sub>F</sub> =1.0A
<b>I<sub>R</sub></b>	Maximum DC Reverse Current at Rated DC Blocking Voltage	5.0				μA	T <sub>A</sub> =25° C
		50					T <sub>A</sub> =100° C
<b>T<sub>rr</sub></b>	Typical Reverse Recovery Time	2.0				μS	I <sub>F</sub> =0.5A, I <sub>R</sub> =1.0A, I <sub>rr</sub> =0.25A
<b>C<sub>J</sub></b>	Typical Junction Capacitance	3.0				pF	V <sub>R</sub> =4V, f=1MHz
<b>R<sub>thJA</sub></b>	Typical Thermal Resistance	130				°C / W	Note
<b>T<sub>J</sub>, T<sub>STG</sub></b>	Operating Junction and Storage Temperature Range	-65 to +175				°C	

**Note:** Thermal resistance from junction to ambient at 0.375" (9.5mm) lead lengths, P.C.B mounted.

### Typical Characteristics Curves



# 0.25A Sintered Glass Passivated High Voltage Rectifier (SGP<sup>®</sup>)

GP02-25 - GP02-40

Fig.3- Typical Instantaneous Forward Characteristics

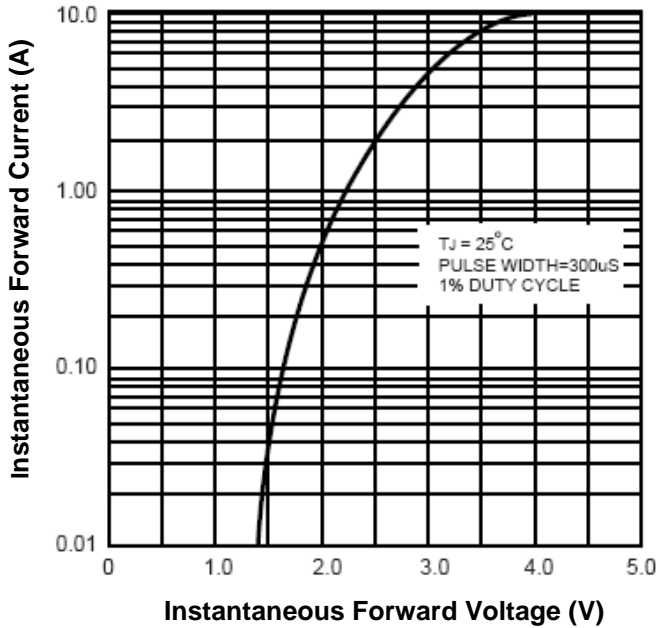


Fig.4-Typical Reverse Characteristics

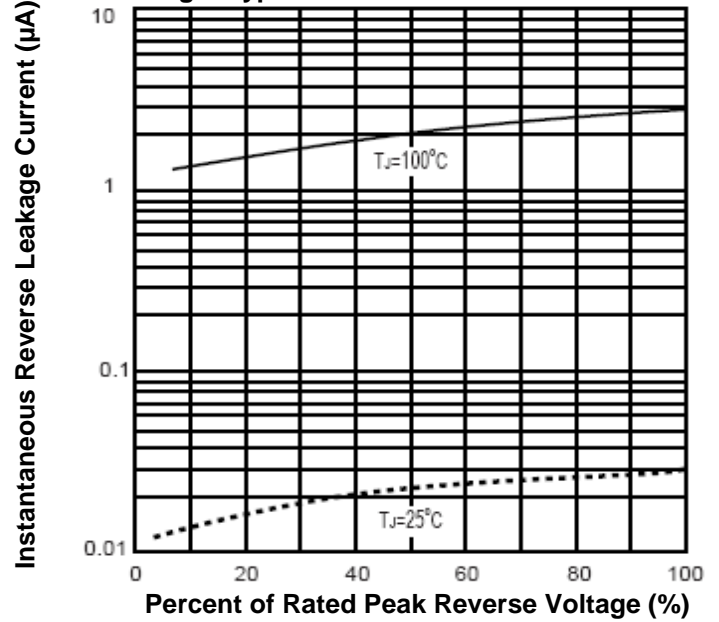
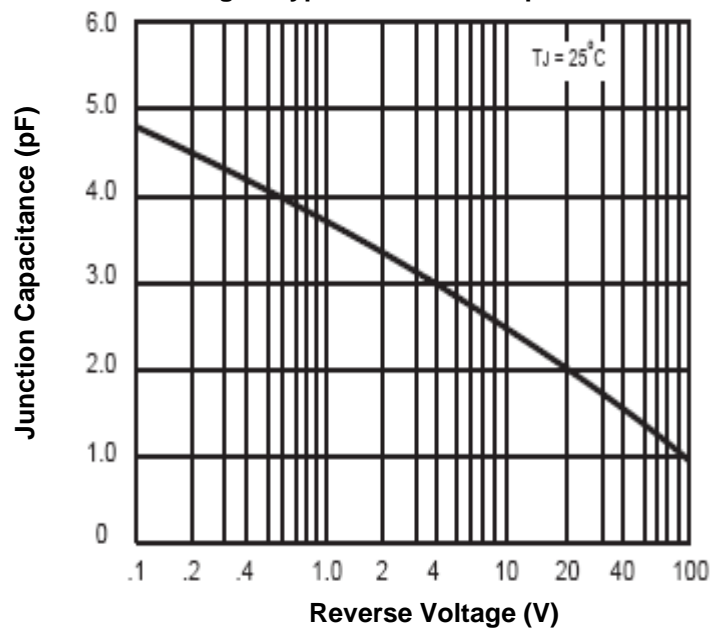


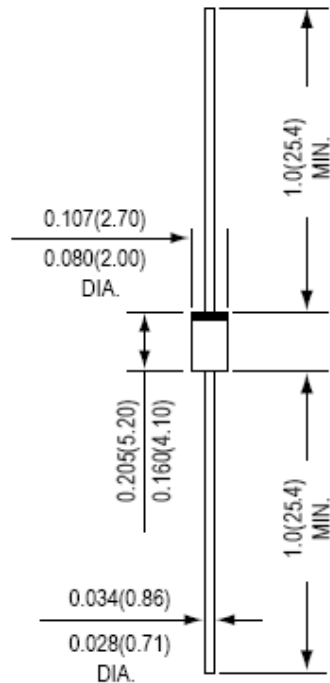
Fig.5- Typical Junction Capacitance



# 0.25A Sintered Glass Passivated High Voltage Rectifier (SGP®)

GP02-25 - GP02-40

Dimensions in inch (mm)



DO-41  
(DO-204AL)

How to contact us

## USA HEADQUARTERS

28040 WEST HARRISON PARKWAY, VALENCIA, CA 91355-4162

Tel: (800)-TAITRON (800)-824-8766 (661)-257-6060

Fax: (800)-TAITFAX (800)-824-8329 (661)-257-6415

Email: [taitron@taitroncomponents.com](mailto:taitron@taitroncomponents.com)

Http://[www.taitroncomponents.com](http://www.taitroncomponents.com)

## TAITRON COMPONENTS INCORPORATED TAIWAN BRANCH

6F., NO.190, SEC. 2, ZHONGXING RD., XINDIAN DIST., NEW TAIPEI CITY 23146, TAIWAN R.O.C.

Tel: 886-2-2913-6238

Fax: 886-2-2913-6239

## TAITRON COMPONENT TECHNOLOG SHANGHAI CORPORATION

SUITE 1503, METROBANK PLAZA, 1160 WEST YAN'AN ROAD, SHANGHAI, 200052, CHINA

Tel: +86-21-5424-9942

Fax: +86-21-2302-5027