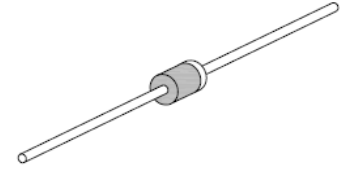


1.0A Sintered Glass Passivated Rectifier (SGP®)

Features

- Sintered glass passivated (SGP®) rectifier chip
- Capable of meeting environmental standards of MIL-S-19500
- 1.0A operation at $T_A=75^\circ\text{C}$ and 55°C with no thermal runaway
- High temperature soldering guaranteed: $260^\circ\text{C}/10$ seconds
/.0375" (9.5mm) lead length, 5lbs (2.3kg) tension
- RoHS Compliance



**DO-41
(DO-204AL)**



Mechanical Data

Case:	JEDEC DO-204AL(DO-41) molded plastic body
Epoxy:	Plastic package has UL flammability classification 94V-0
Terminals:	Plated axial leads, solderable per MIL-STD-750, Method 2026
Polarity:	Color band denotes cathode end
Weight:	0.012 ounces, 0.3 gram

Maximum Ratings and Electrical Characteristics ($T_A=25^\circ\text{C}$ unless noted otherwise)

Symbol	Description	GP 10A	GP 10B	GP 10D	GP 10G	GP 10J	GP 10K	GP 10M	Unit	Conditions
VRRM	Maximum Repetitive Peak Reverse Voltage	50	100	200	400	600	800	1000	V	
VRMS	Maximum RMS Voltage	35	70	140	280	420	560	700	V	
VDC	Maximum DC Blocking Voltage	50	100	200	400	600	800	1000	V	
IF(AV)	Maximum Average Forward Rectified Current	1.0							A	0.375" (9.5mm) lead length (Fig.1)
IFSM	Peak Forward Surge Current	30							A	8.3ms single half sine-wave superimposed on rated load (JEDEC Method)

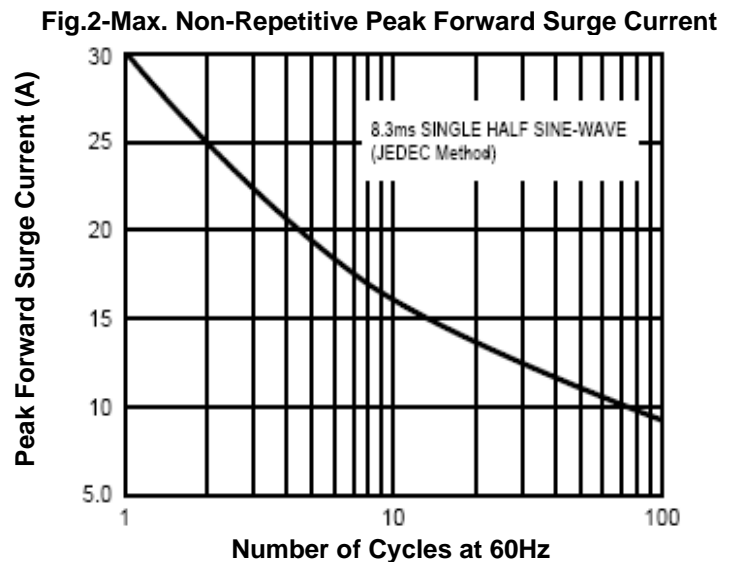
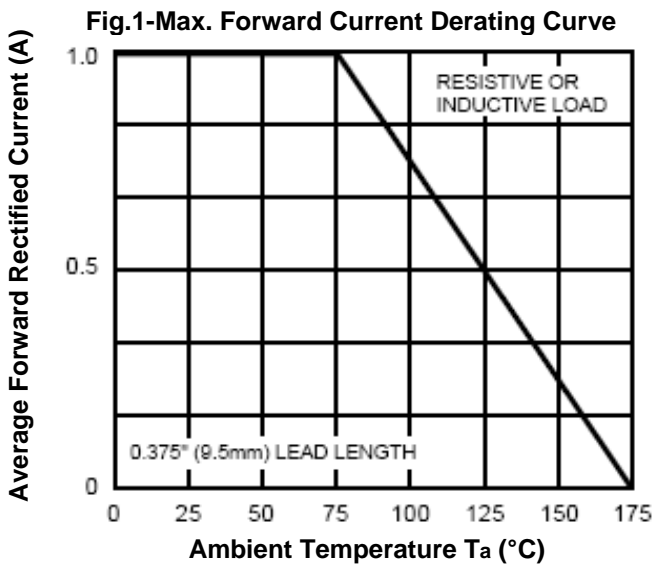
1.0A Sintered Glass Passivated Rectifier (SGP[®])

GP10A - GP10M

Symbol	Description	GP 10A	GP 10B	GP 10D	GP 10G	GP 10J	GP 10K	GP 10M	Unit	Conditions
V_F	Maximum Instantaneous Forward Voltage	1.0							V	I _F =1.0 A
I_R	Maximum DC Reverse Current at Rated DC Blocking Voltage	5							μA	T _A =25° C
		30								T _A =125° C
		50								T _A =150° C
C_J	Typical Junction Capacitance	10							pF	V _R =4V, f=1MHz
R_{thJA}	Typical Thermal Resistance	55							°C / W	Note
T_J, T_{STG}	Operating Junction and Storage Temperature Range	-65 to +175							°C	

Note: Thermal resistance from junction to ambient at 0.375" (9.5mm) lead lengths, P.C.B mounted.

Typical Characteristics Curves



1.0A Sintered Glass Passivated Rectifier (SGP[®])

GP10A - GP10M

Fig.3- Typical Instantaneous Forward Characteristics

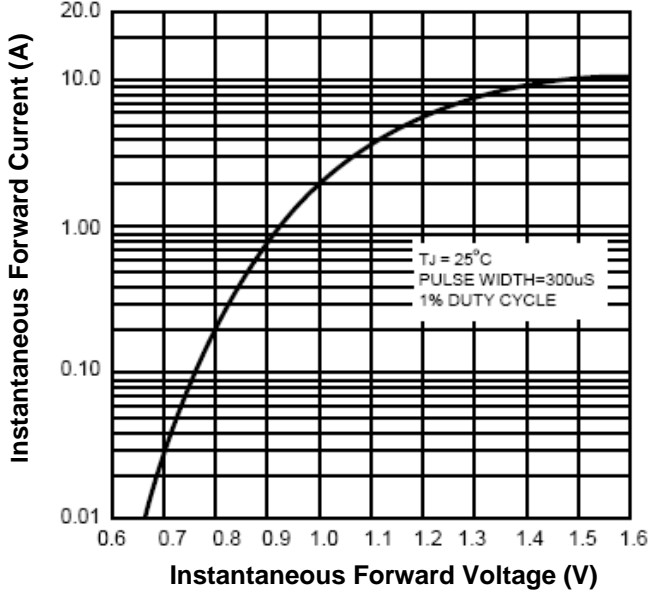


Fig.4-Typical Reverse Characteristics

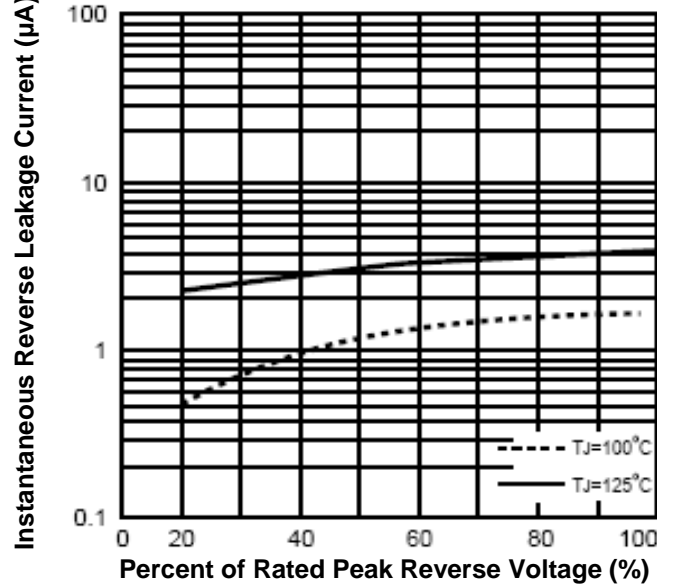
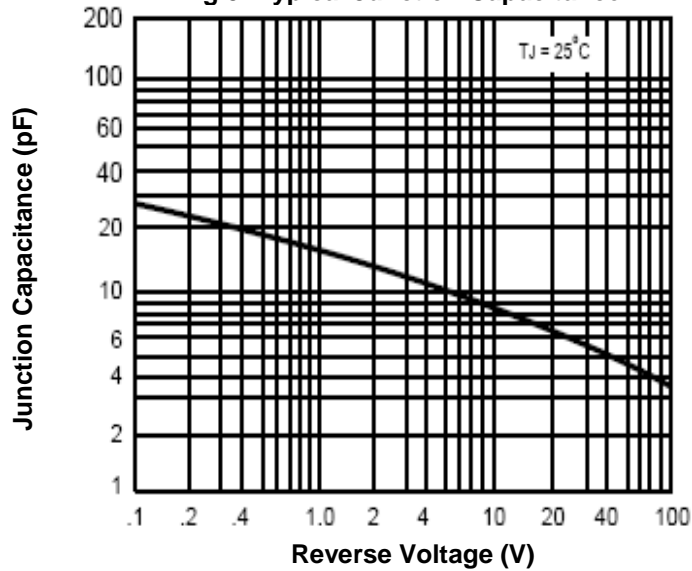


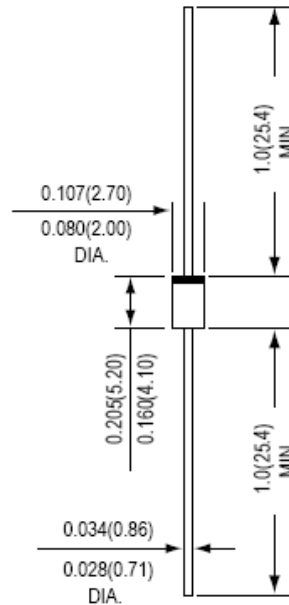
Fig.5- Typical Junction Capacitance



1.0A Sintered Glass Passivated Rectifier (SGP[®])

GP10A - GP10M

Dimensions in inches (mm)



**DO-41
(DO-204AL)**

How to contact us:

US HEADQUARTERS

28040 WEST HARRISON PARKWAY, VALENCIA, CA 91355-4162

Tel: (800) TAITRON (800) 824-8766 (661) 257-6060

Fax: (800) TAITFAX (800) 824-8329 (661) 257-6415

Email: taitron@taitroncomponents.com

Http://www.taitroncomponents.com

TAITRON COMPONENTS MEXICO, S.A .DE C.V.

BOULEVARD CENTRAL 5000 INTERIOR 5 PARQUE INDUSTRIAL ATITALAQUIA, HIDALGO C.P.

42970 MEXICO

Tel: +52-55-5560-1519

Fax: +52-55-5560-2190

TAITRON COMPONETS INCORPORATED E REPRESENTAÇÕES DO BRASIL LTDA

RUA DOMINGOS DE MORAIS, 2777, 2.ANDAR, SALA 24 SAÚDE - SÃO PAULO-SP 04035-001 BRAZIL

Tel: +55-11-5574-7949

Fax: +55-11-5572-0052

TAITRON COMPONETS INCORPORATED, SHANGHAI REPRESENTATIVE OFFICE

METROBANK PLAZA, 1160 WEST YAN' AN ROAD, SUITE 1503, SHANGHAI, 200052, CHINA

Tel: +86-21-5424-9942

Fax: +86-21-5424-9931