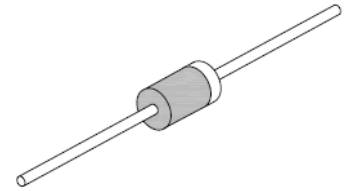


3.0A Sintered Glass Passivated Rectifier (SGP[®])

Features

- Sintered glass passivated (SGP[®]) rectifier chip
- Capable of meeting environmental standards of MIL-S-19500
- 3.0A operation at T_A=55° C with no thermal runaway
- High temperature soldering guaranteed:260°C/10 seconds
/.0375" (9.5mm) lead length, 5lbs (2.3kg) tension
- RoHS Compliance



DO-201AD



Mechanical Data

Case:	JEDEC DO-201AD molded plastic body
Epoxy:	Plastic package has UL flammability classification 94V-0
Terminals:	Plated axial leads, solderable per MIL-STD-750, Method 2026
Polarity:	Color band denotes cathode end
Weight:	0.04 ounces, 1.12 grams

Maximum Ratings and Electrical Characteristics (*T_A=25°C unless noted otherwise*)

Symbol	Description	GP30A	GP30B	GP30D	GP30G	GP30J	GP30K	GP30M	Unit	Conditions
V_{RRM}	Maximum Repetitive Peak Reverse Voltage	50	100	200	400	600	800	1000	V	
V_{RMS}	Maximum RMS Voltage	35	70	140	280	420	560	700	V	
V_{DC}	Maximum DC Blocking Voltage	50	100	200	400	600	800	1000	V	
I_{F(AV)}	Maximum Average Forward Rectified Current	3.0							A	0.375" (9.5mm) lead length(Fig.1)
I_{FSM}	Peak Forward Surge Current	125							A	8.3ms single half sine-wave superimposed on rated load (JEDEC Method)

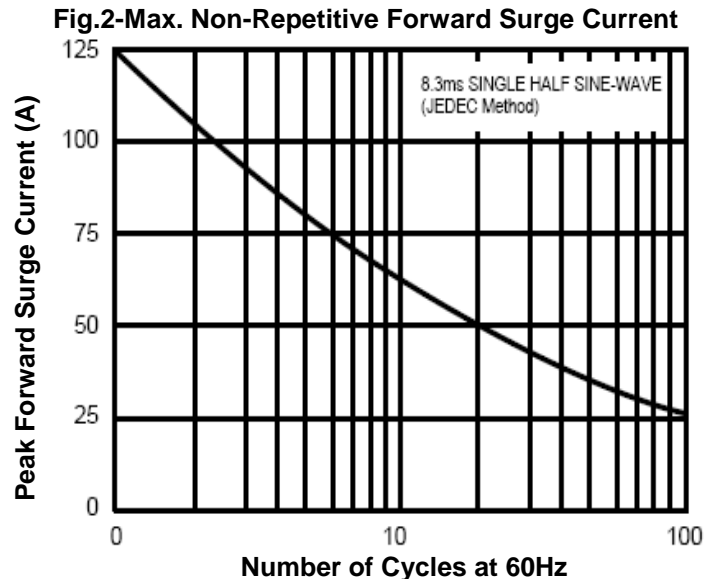
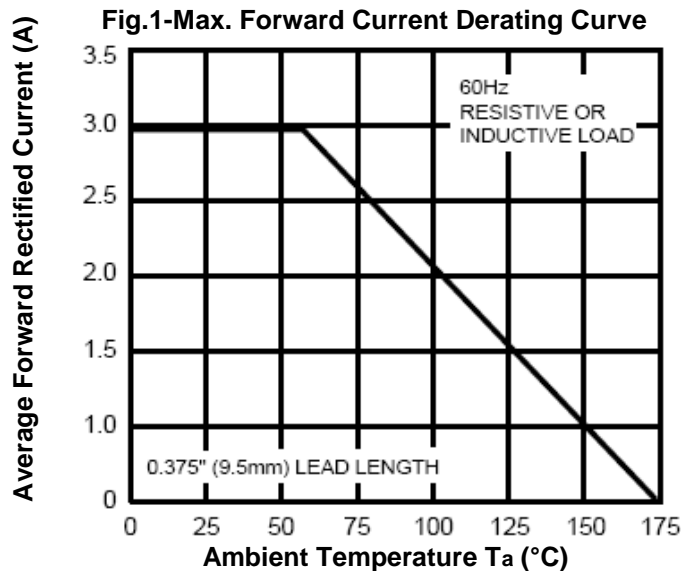
3.0A Sintered Glass Passivated Rectifier (SGP[®])

GP30A - GP30M

Symbol	Description	GP30A	GP30B	GP30D	GP30G	GP30J	GP30K	GP30M	Unit	Conditions
V_F	Maximum Instantaneous Forward Voltage	1.0							V	IF=3.0 A
I_R	Maximum DC Reverse Current at Rated DC Blocking Voltage	5							μA	TA=25° C
		50								TA=125° C
		100								TA=150° C
C_J	Typical Junction Capacitance	40							pF	VR=4V, f=1MHz
R_{thJA} R_{thJL}	Typical Thermal Resistance	20 10							°C / W	Note
T_J, T_{STG}	Operating Junction and Storage Temperature Range	-65 to +175							°C	

Note: Thermal resistance from junction to ambient at 0.375" (9.5mm) lead lengths, P.C.B mounted.

Typical Characteristics Curves



3.0A Sintered Glass Passivated Rectifier (SGP[®])

GP30A - GP30M

Fig.3- Typical Forward Characteristics

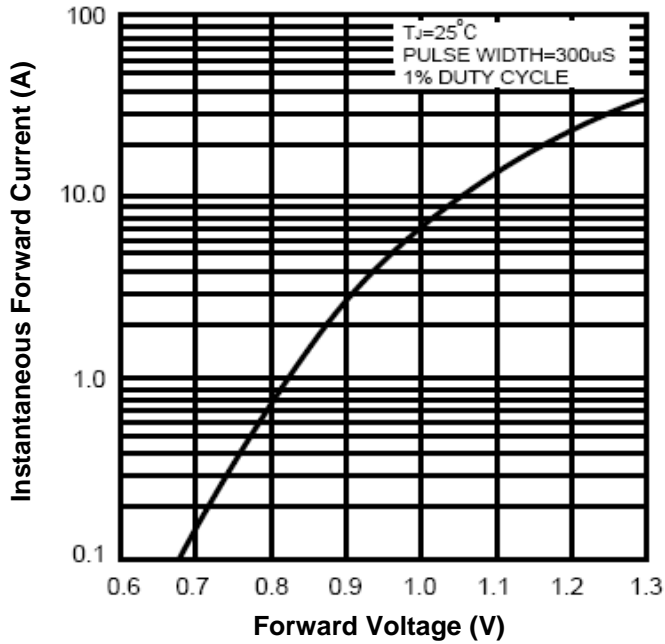


Fig.4-Typical Reverse Characteristics

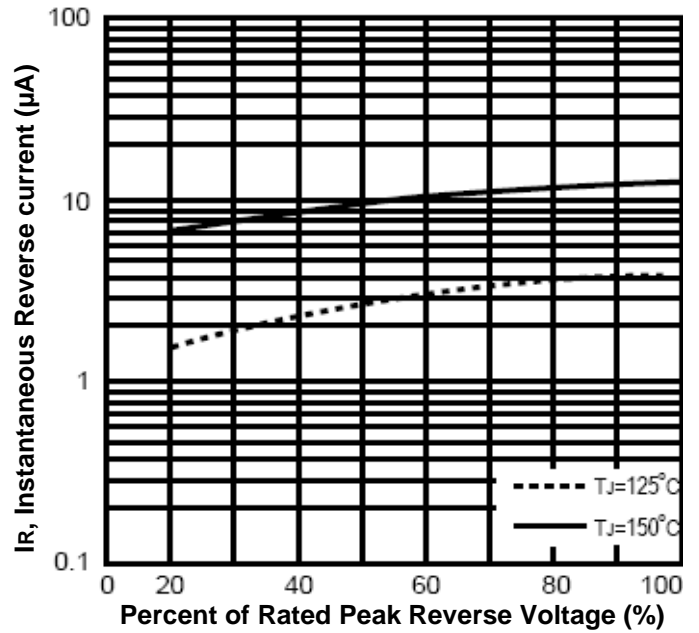
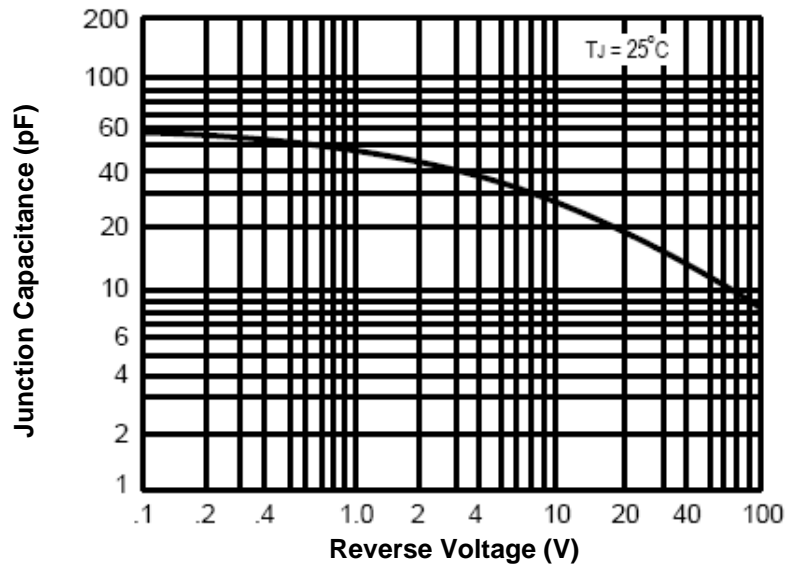


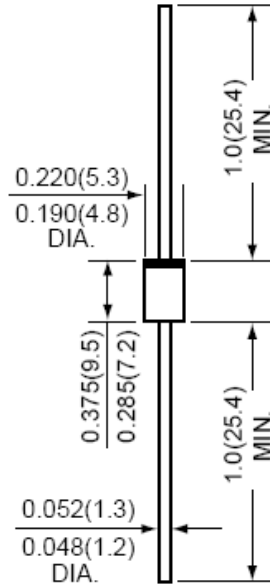
Fig.5- Typical Junction Capacitance



3.0A Sintered Glass Passivated Rectifier (SGP[®])

GP30A - GP30M

Dimensions in inches (mm)



DO-201AD

How to contact us

USA HEADQUARTERS

28040 WEST HARRISON PARKWAY, VALENCIA, CA 91355-4162

Tel: (800)-TAITRON (800)-824-8766 (661)-257-6060

Fax: (800)-TAITFAX (800)-824-8329 (661)-257-6415

Email: taitron@taitroncomponents.com

Http://www.taitroncomponents.com

TAITRON COMPONENTS INCORPORATED TAIWAN BRANCH

6F., NO.190, SEC. 2, ZHONGXING RD., XINDIAN DIST., NEW TAIPEI CITY 23146, TAIWAN R.O.C.

Tel: 886-2-2913-6238

Fax: 886-2-2913-6239

TAITRON COMPONENT TECHNOLOG SHANGHAI CORPORATION

SUITE 1503, METROBANK PLAZA, 1160 WEST YAN'AN ROAD, SHANGHAI, 200052, CHINA

Tel: +86-21-5424-9942

Fax: +86-21-2302-5027