

GS1A-L~GS1M-L

GLASS PASSIVATED RECTIFIER

VOLTAGE 50 to 1000 Volt **CURRENT** 1 Ampere

SMA / DO-214AC Unit:mm

FEATURES

- For surface mounted applications in order to optimize board space
- Easy pick and place
- Plastic package has Underwriters Laboratory Flammability Classification 94V-0
- Low Forward Drop
- High temperature soldering : 260°C /10 seconds at terminals
- Glass Passivated Junction

MECHANICAL DATA

- Case Material: Molded Plastic.
- UL Flammability Classification Rating 94V-0



MAXIMUM RATINGS AND ELECTRICAL CHARACTERISTICS

Ratings at 25°C ambient temperature unless otherwise specified.

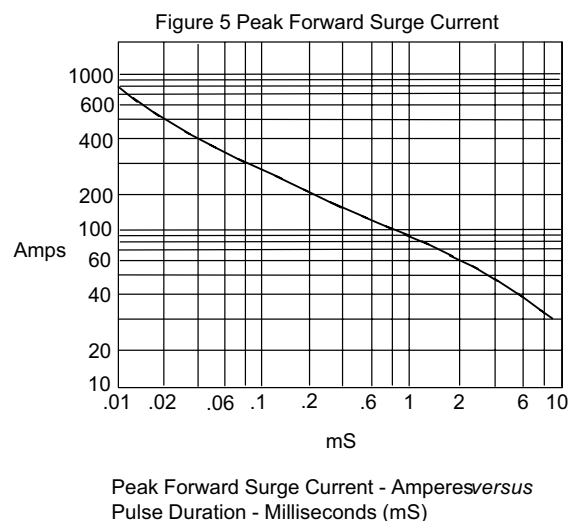
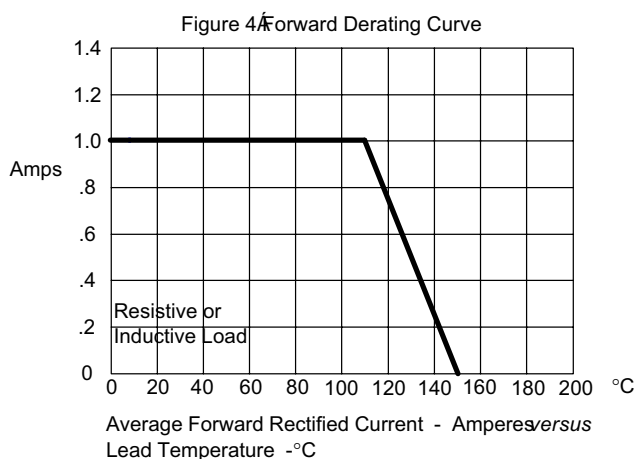
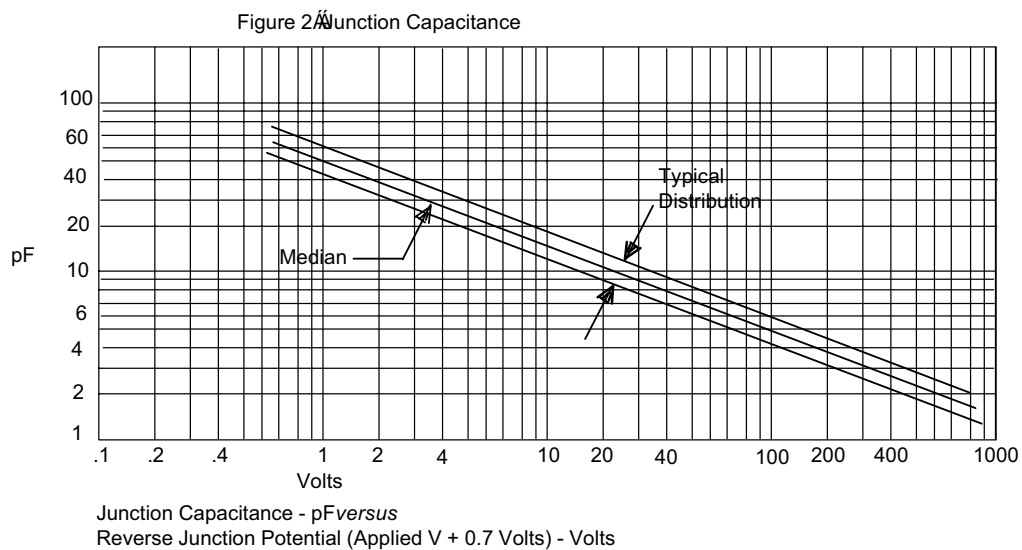
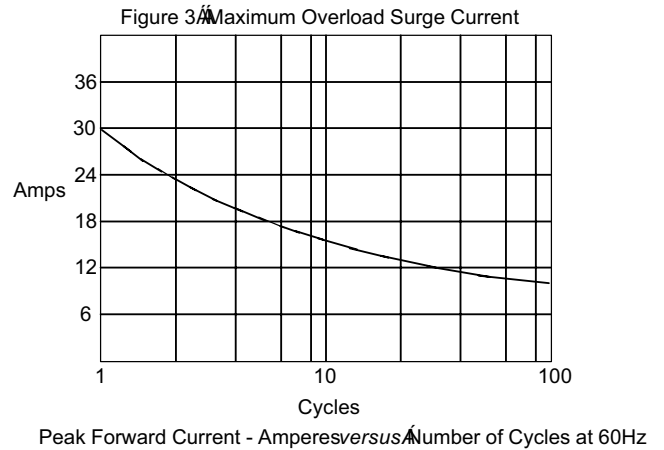
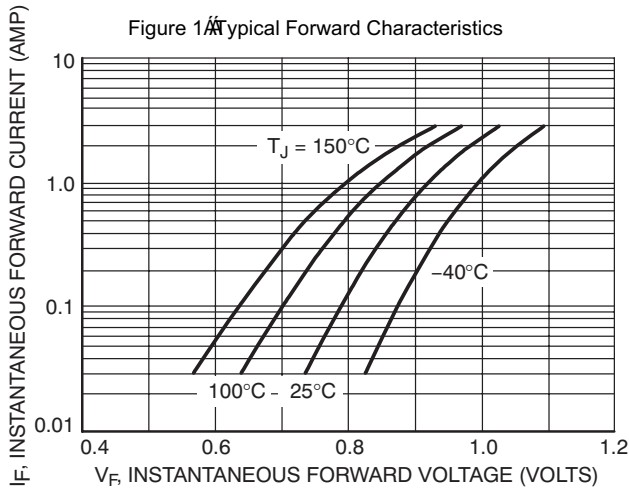
PARAMETER	SYMBOL	GS1A-L	GS1B-L	GS1D-L	GS1G-L	GS1J-L	GS1K-L	GS1M-L	UNIT
Maximum Recurrent Peak Reverse Voltage	V_{RRM}	50	100	200	400	600	800	1000	V
Maximum RMS Voltage	V_{RMS}	35	70	140	280	420	560	700	V
Maximum DC Blocking Voltage	V_{DC}	50	100	200	400	600	800	1000	V
Maximum Average Forward Current	$I_{F(AV)}$	1							A
Peak Forward Surge Current : 8.3ms single half sine-wave superimposed on rated load	I_{FSM}	30							A
Maximum Forward Voltage at 1A DC	V_F	1.0							V
Maximum DC Reverse Current at Rated DC Blocking Voltage	I_R	5 50							μ A
Typical Junction Capacitance Measured at 1MHz and applied $V_R=4.0V$	C_J	15							pF
Typical Junction Resistance	$R_{\theta JA}$ $R_{\theta JL}$	85 15							$^{\circ}C/W$
Operating and Storage Temperature Range	T_J, T_{STG}	-55 to +150							$^{\circ}C$
Typical Reverse Recovery Time	T_{RR}	2000							ns
Rating for Fusing	i^2t	3.735							A^2s
Avalanche energy (LH:40mH)	EAS	20							mJ

*Pulse test: Pulse width 300 μ sec, Duty cycle 2%

Note 1: High Temperature Solder Exemptions Applied, see EU Directive Annex 7a

GS1A-L~GS1M-L

RATING AND CHARACTERISTIC CURVES

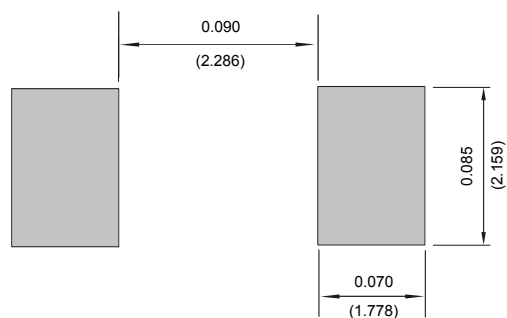


GS1A-L~GS1M-L

MOUNTING PAD LAYOUT

SMA / DO-214AC

Unit:Inch(mm)



Ordering Information

- Packing information

GS1A-L~GS1M-L	Packing Quantity
Tape&Reel	13 Inch; 7.5kpcs/Reel
Bulk(Tube/Box)	N/A