



GS2004HE SERIES

SURFACE MOUNT RECTIFIER

VOLTAGE 400 to 800 Volts **CURRENT** 2 Amperes

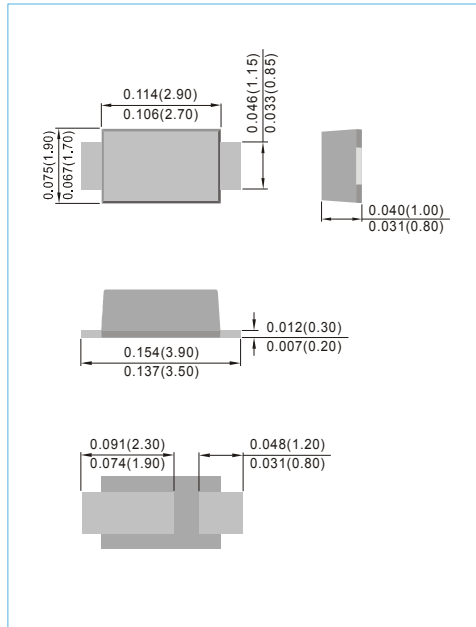
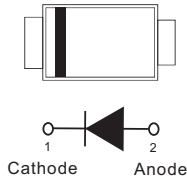
SOD-123HE Unit : inch(mm)

FEATURES

- For surface mounted applications
- Low profile package
- Ideal for automated placement
- Glass Passivated Chip Junction
- Lead free in comply with EU RoHS 2011/65/EU directives.
- Green molding compound as per IEC61249 Std. . (Halogen Free)

MECHANICAL DATA

- Case: SOD-123HE, Molded plastic over passivated junction
- Terminals: Solder plated, solderable per MIL-STD-750, Method 2026
- Approx. Weight: 0.0001 ounce, 0.0042 gram
- Standard Packaging : 8mm tape (EIA-481)
- Polarity : Color band denotes cathode end



MAXIMUM RATINGS AND ELECTRICAL CHARACTERISTICS

Ratings at 25°C ambient temperature unless otherwise specified.

PARAMETER	SYMBOL	GS2004HE	GS2006HE	GS2008HE	UNITS
Marking Code	-	4H	6H	8H	-
Maximum Recurrent Peak Reverse Voltage	V_{RRM}	400	600	800	V
Maximum RMS Voltage	V_{RMS}	280	420	560	V
Maximum DC Blocking Voltage	V_{DC}	400	600	800	V
Maximum Average Forward Current at $T_L=100\text{ }^\circ\text{C}$	$I_{F(AV)}$	2.0			A
Peak Forward Surge Current : 8.3ms single half sine-wave superimposed on rated load(JEDEC method)	I_{FSM}	50			A
Maximum Forward Voltage at 2.0A	V_F	1.1			V
Maximum DC Reverse Current at Rated DC Blocking Voltage	I_R	$T_J=25^\circ\text{C}$	1.0		μA
		$T_J=125^\circ\text{C}$	50		
Typical Junction capacitance (Note 1)	C_J	12			pF
Typical Thermal Resistance (Note 2)	$R_{\theta JL}$	10			$^\circ\text{C} / \text{W}$
Operating and Storage Temperature Range	T_J, T_{STG}	-55 to +150			$^\circ\text{C}$

NOTES :

1. Measured at 1 MHz and applied $V_r = 4.0$ volts.
2. 8.0 mm^2 (.013mm thick) land areas.



GS2004HE SERIES

RATING AND CHARACTERISTIC CURVES

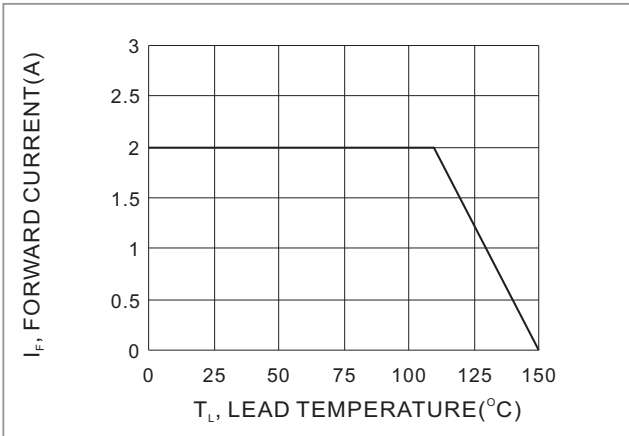


FIG.1 FORWARD CURRENT DERATING CURVE

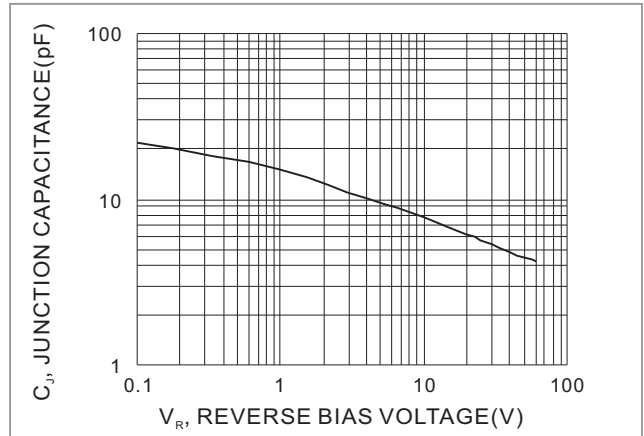


FIG.2 TYPICAL JUNCTION CAPACITANCE

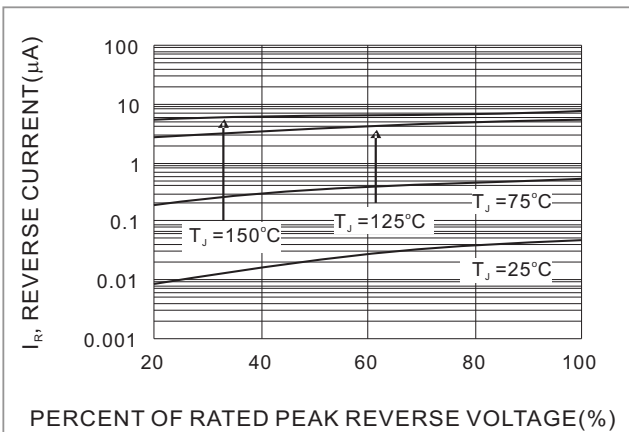


FIG.3 TYPICAL REVERSE CHARACTERISTICS

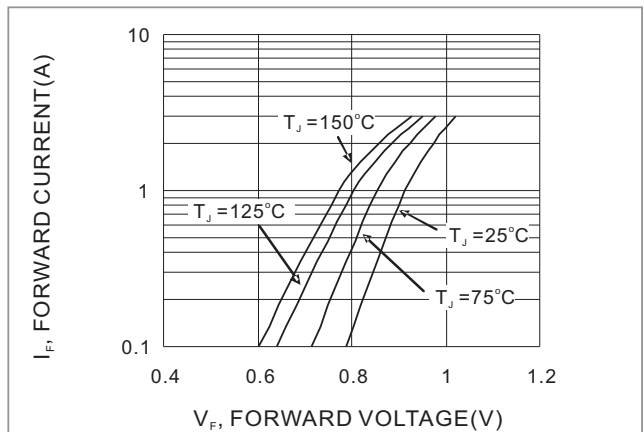
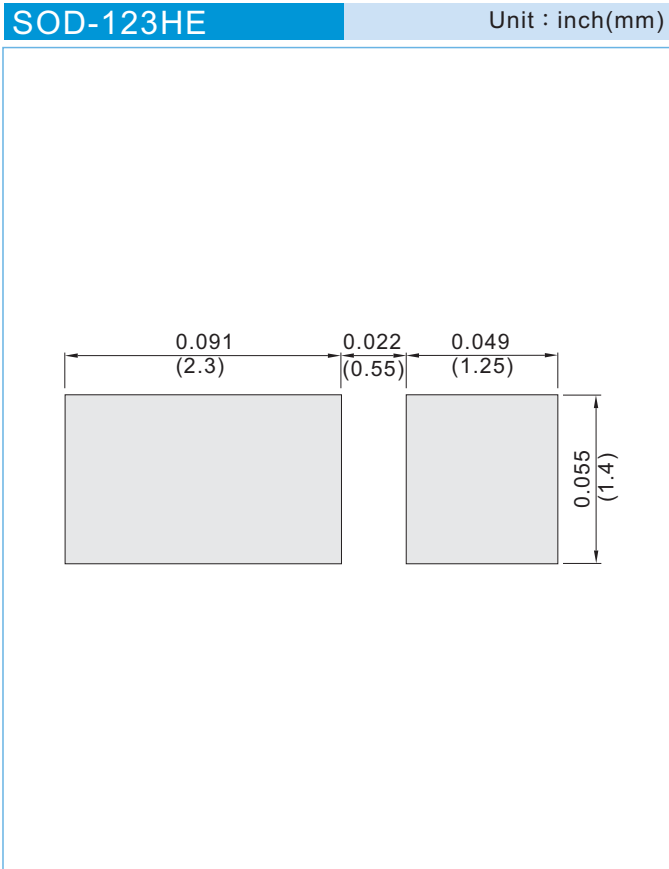


FIG.4 TYPICAL FORWARD CHARACTERISTICS



GS2004HE SERIES

MOUNTING PAD LAYOUT



ORDER INFORMATION

- Packing information
T/R - 10K per 13" plastic Reel
T/R - 3K per 7" plastic Reel



GS2004HE SERIES

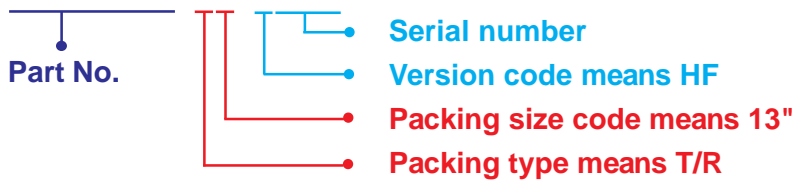
Part No_packing code_Version

GS2004HE_R1_00001

GS2004HE_R2_00001

For example :

RB500V-40_R2_00001



Packing Code XX				Version Code XXXXX		
Packing type	1 st Code	Packing size code	2 nd Code	HF or RoHS	1 st Code	2 nd ~5 th Code
Tape and Ammunition Box (T/B)	A	N/A	0	HF	0	serial number
Tape and Reel (T/R)	R	7"	1	RoHS	1	serial number
Bulk Packing (B/P)	B	13"	2			
Tube Packing (T/P)	T	26mm	X			
Tape and Reel (Right Oriented) (TRR)	S	52mm	Y			
Tape and Reel (Left Oriented) (TRL)	L	PANASERT T/B CATHODE UP (PBCU)	U			
FORMING	F	PANASERT T/B CATHODE DOWN (PBCD)	D			



GS2004HE SERIES

Disclaimer

- Reproducing and modifying information of the document is prohibited without permission from Panjit International Inc..
- Panjit International Inc. reserves the rights to make changes of the content herein the document anytime without notification. Please refer to our website for the latest document.
- Panjit International Inc. disclaims any and all liability arising out of the application or use of any product including damages incidentally and consequentially occurred.
- Panjit International Inc. does not assume any and all implied warranties, including warranties of fitness for particular purpose, non-infringement and merchantability.
- Applications shown on the herein document are examples of standard use and operation. Customers are responsible in comprehending the suitable use in particular applications. Panjit International Inc. makes no representation or warranty that such applications will be suitable for the specified use without further testing or modification.
- The products shown herein are not designed and authorized for equipments requiring high level of reliability or relating to human life and for any applications concerning life-saving or life-sustaining, such as medical instruments, transportation equipment, aerospace machinery et cetera. Customers using or selling these products for use in such applications do so at their own risk and agree to fully indemnify Panjit International Inc. for any damages resulting from such improper use or sale.
- Since Panjit uses lot number as the tracking base, please provide the lot number for tracking when complaining.