

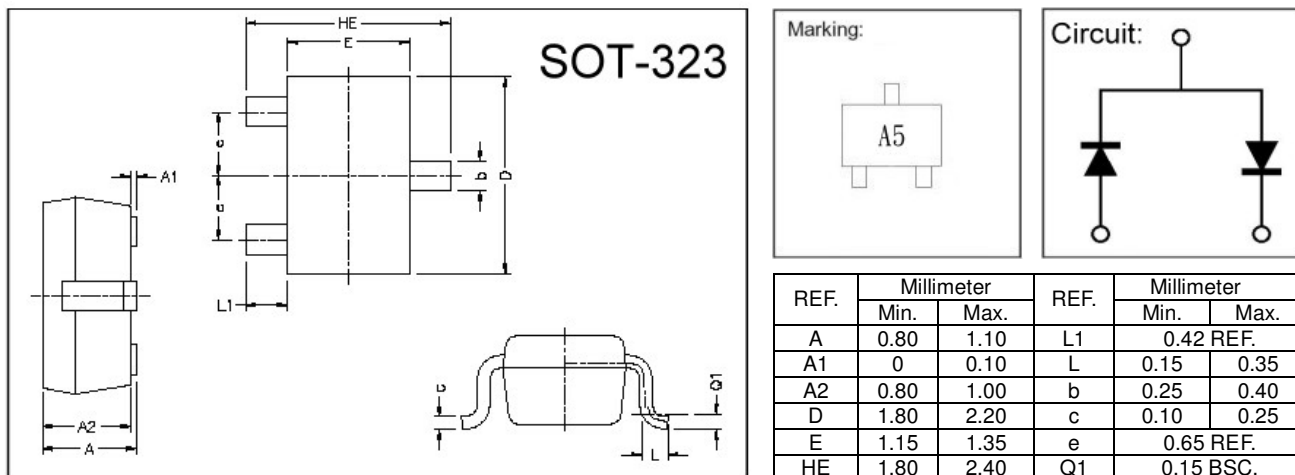
GS204U

SURFACE MOUNT, SWITCHING DIODE
 VOLTAGE 20V, CURRENT 0.1A

Description

The GS204U is designed for bias circuit and protection circuit.

Package Dimensions



Absolute Maximum Ratings at Ta = 25°C

Parameter	Symbol	Ratings	Unit
Junction Temperature	T _J	+150	°C
Storage Temperature	T _{stg}	-55 ~ +150	°C
Maximum Peak Repetitive Reverse Voltage	V _{RRM}	20	V
Maximum RMS Voltage	V _{RMS}	14	V
Maximum DC Blocking Voltage	V _{DC}	20	V
Peak Forward Surge Current at 1uSec	I _{FSM}	0.3	A
Typical Junction Capacitance between Terminal (Note 1)	C _J	2.0	pF
Maximum Average Forward Rectified Current	I _o	0.1	A
Total Power Dissipation	PD	225	mW

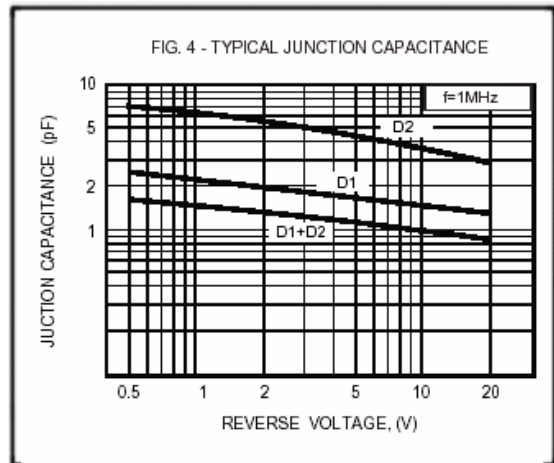
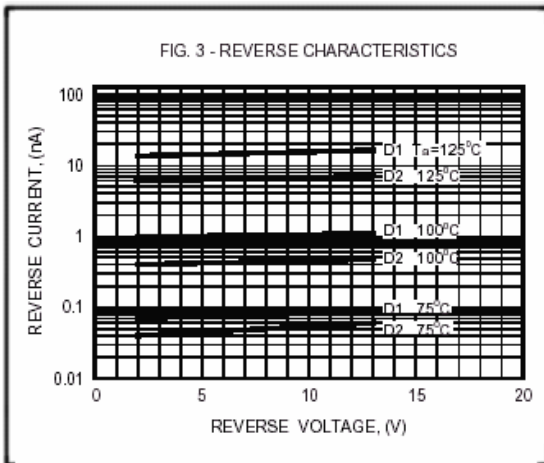
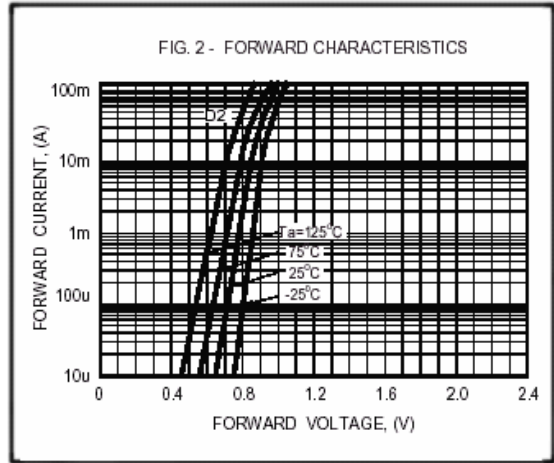
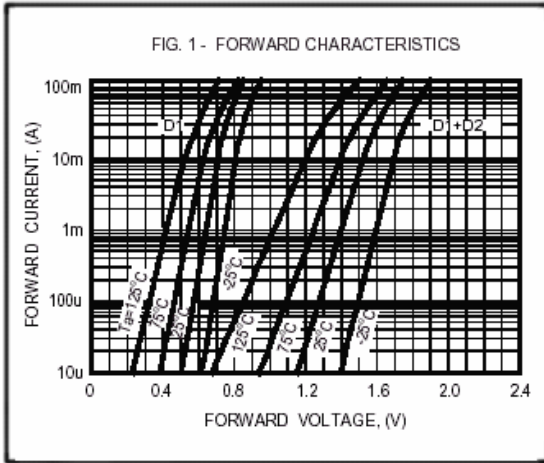
Characteristics at Ta = 25°C

Characteristics	Symbol	Typ.	Unit	Test Condition
Maximum Instantaneous Forward Voltage	V _F	1.00	V	I _F = 10mA
Maximum Average Reverse Current	I _R	0.1	uA	V _R = 15V

Notes: 1. Measured at 1.0 MHz and applied reverse voltage of 6.0 volt.

2. ESD sensitive product handling required.

Characteristics Curve



Important Notice:

- All rights are reserved. Reproduction in whole or in part is prohibited without the prior written approval of GTM.
- GTM reserves the right to make changes to its products without notice.
- GTM semiconductor products are not warranted to be suitable for use in life-support Applications, or systems.
- GTM assumes no liability for any consequence of customer product design, infringement of patents, or application assistance.

Head Office And Factory:

- **Taiwan:** No. 17-1 Tatung Rd. Fu Kou Hsin-Chu Industrial Park, Hsin-Chu, Taiwan, R. O. C.
- TEL : 886-3-597-7061 FAX : 886-3-597-9220, 597-0785
- **China:** (201203) No.255, Jang-Jiang Tsai-Lueng RD. , Pu-Dung-Hsin District, Shang-Hai City, China
- TEL : 86-21-5895-7671 ~ 4 FAX : 86-21-38950165