



Micro Commercial Components
 21201 Itasca Street Chatsworth
 CA 91311
 Phone: (818) 701-4933
 Fax: (818) 701-4939

GS2A THRU GS2M

Features

- Extremely Low Thermal Resistance
- For Surface Mount Application
- Higher Temp Soldering: 250°C for 10 Seconds At Terminals
- Available on Tape and Reel

Maximum Ratings

- Operating Temperature: -55°C to +150°C
- Storage Temperature: -55°C to +150°C

MCC Catalog Number	Device Marking	Maximum Recurrent Peak Reverse Voltage	Maximum RMS Voltage	Maximum DC Blocking Voltage
GS2A	GS2A	50V	35V	50V
GS2B	GS2B	100V	70V	100V
GS2D	GS2D	200V	140V	200V
GS2G	GS2G	400V	280V	400V
GS2J	GS2J	600V	420V	600V
GS2K	GS2K	800V	560V	800V
GS2M	GS2M	1000V	700V	1000V

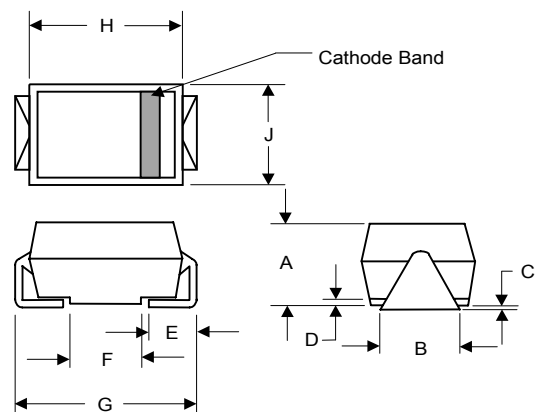
Electrical Characteristics @ 25°C Unless Otherwise Specified

Average Forward Current	$I_{F(AV)}$	2.0A	$T_J=75^\circ\text{C}$
Peak Forward Surge Current	I_{FSM}	50A	8.3ms half sine
Maximum Instantaneous Forward Voltage	V_F	1.10V	$I_{FM}=2.0A$ $T_A=25^\circ\text{C}$
Maximum DC Reverse Current At Rated DC Blocking Voltage	I_R	10.0uA	$T_J=25^\circ\text{C}$
Typical Junction Capacitance	C_j	20pF	Measured at 1.0MHz, $V_R=4.0V$

Pulse test: Pulse width 300 usec, duty cycle 2%.

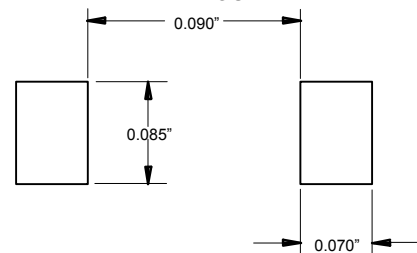
2.0 Amp Silicon Rectifier 50 to 1000 Volts

DO-214AC (SMAJ) (High Profile)



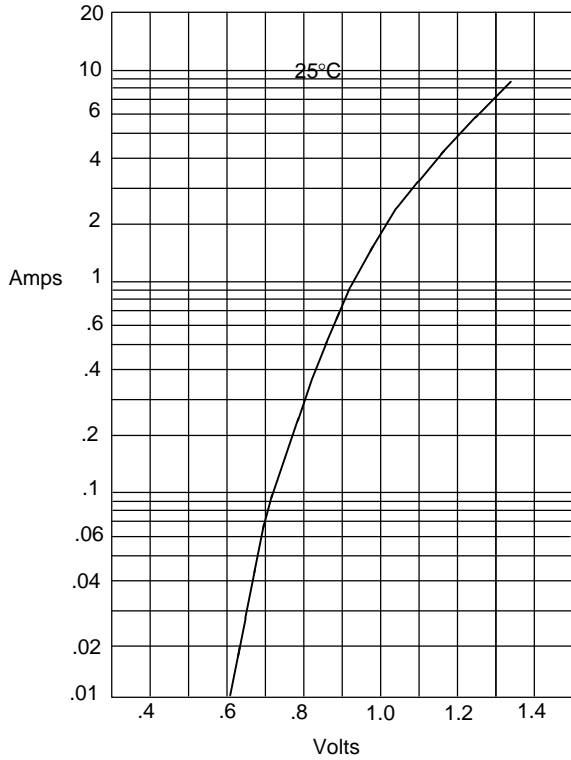
DIM	DIMENSIONS				NOTE
	INCHES		MM		
	MIN	MAX	MIN	MAX	
A	.078	.116	1.98	2.95	
B	.067	.089	1.70	2.25	
C	.002	.008	.05	.20	
D	---	.02	---	.51	
E	.035	.055	.89	1.40	
F	.065	.096	1.65	2.45	
G	.205	.224	5.21	5.69	
H	.160	.180	4.06	4.57	
J	.100	.112	2.57	2.84	

SUGGESTED SOLDER PAD LAYOUT



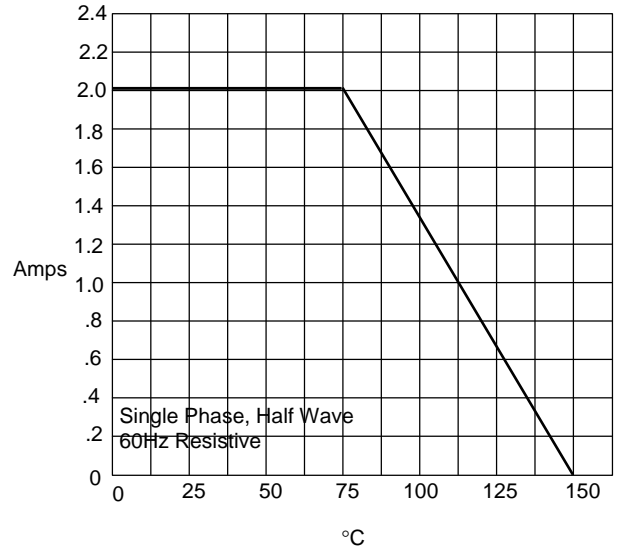
GS2A thru GS2M

Figure 1
Typical Forward Characteristics



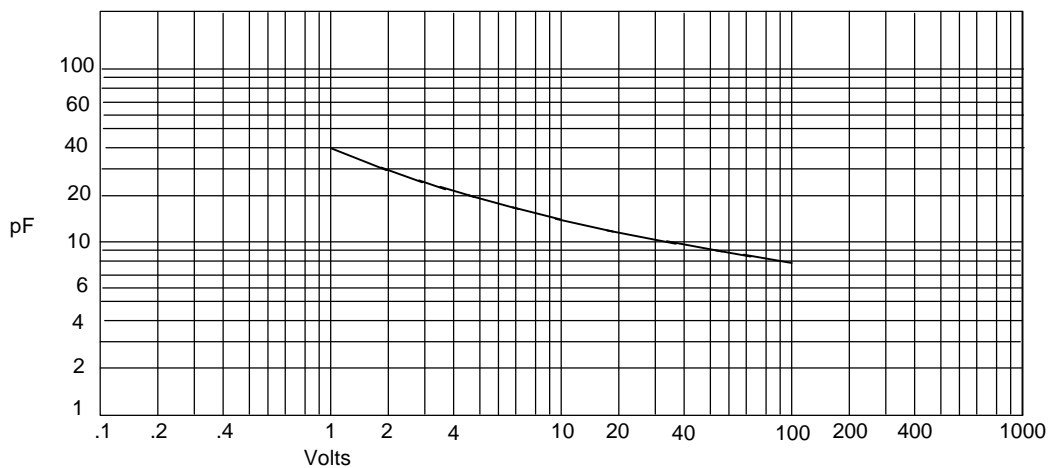
Instantaneous Forward Current - Amperes *versus*
Instantaneous Forward Voltage - Volts

Figure 2
Forward Derating Curve



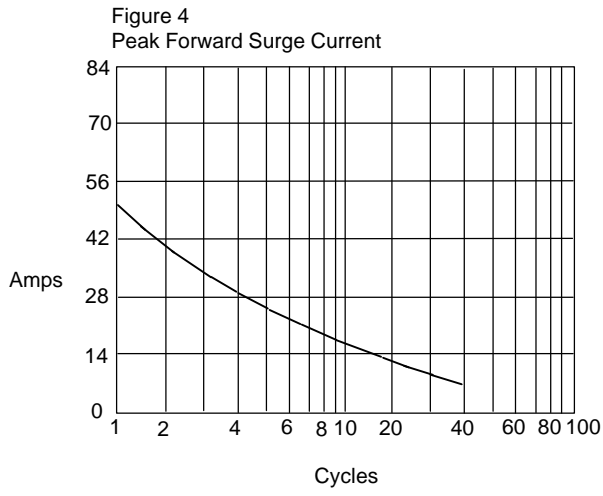
Average Forward Rectified Current - Amperes *versus*
Ambient Temperature - °C

Figure 3
Junction Capacitance



Junction Capacitance - pF *versus*
Reverse Junction Potential (Applied V + 0.7 Volts) - Volts

GS2A thru GS2M



Peak Forward Surge Current - Amperes versus
Number Of Cycles At 60Hz - Cycles

