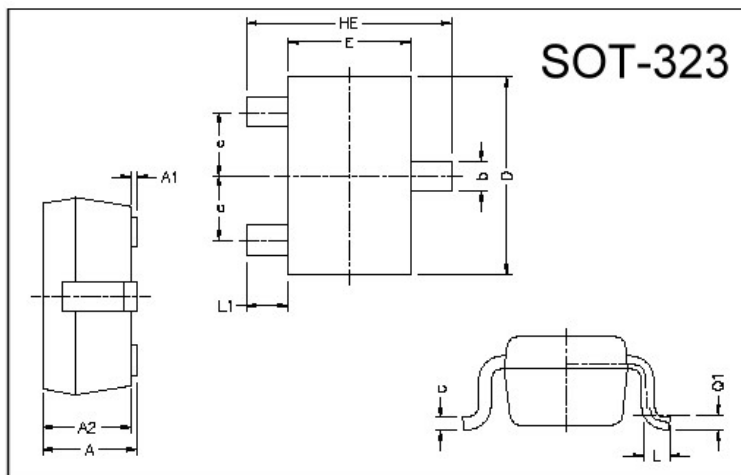
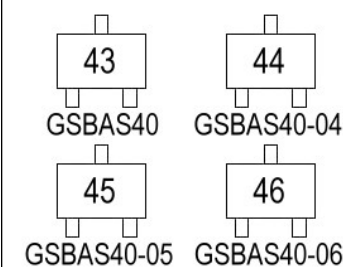
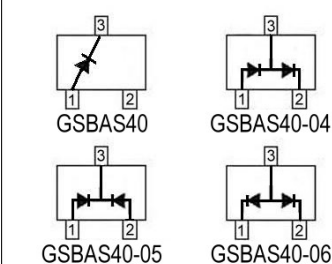


GSBAS40 thru GSBAS40-06**SURFACE MOUNT, SCHOTTKY BARRIER DIODE****VOLTAGE 40V, CURRENT 0.2A****Description**

These schottky barrier diodes are designed for high speed switching applications, circuit protection and voltage clamping. Extremely low forward voltage reduces conduction loss. Miniature surface mount package is excellent for hand held and portable applications where space is limited.

Package Dimensions

REF.	Millimeter		REF.	Millimeter	
	Min.	Max.		Min.	Max.
A	0.80	1.10	L1	0.42	REF.
A1	0	0.10	L	0.15	0.35
A2	0.80	1.00	b	0.25	0.40
D	1.80	2.20	c	0.10	0.25
E	1.15	1.35	e	0.65	REF.
HE	1.80	2.40	Q1	0.15	BCS.

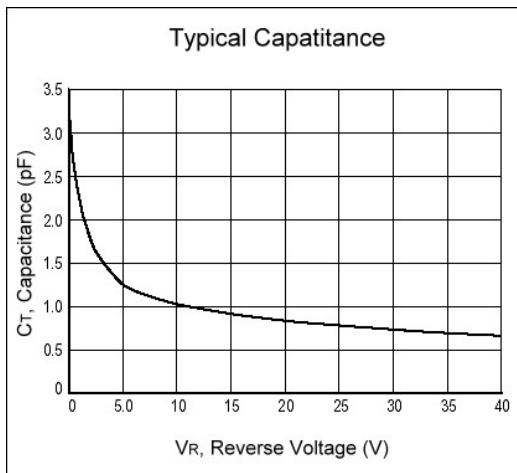
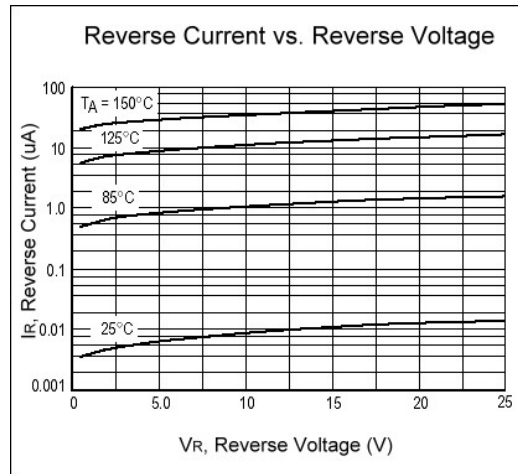
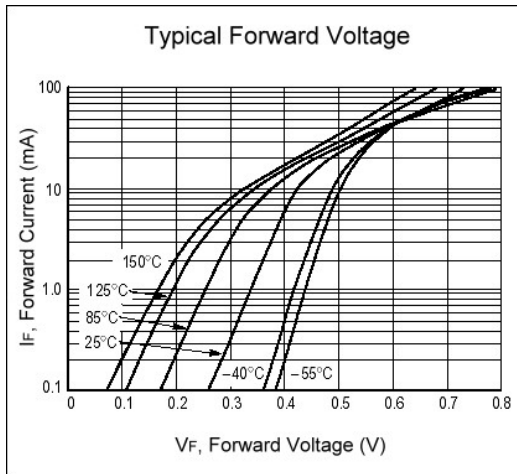
Marking :**Diagram :****Absolute Maximum Ratings at TA = 25°C**

Parameter	Symbol	Ratings	Unit
Operating Junction Temperature	T _J	-55 ~ +125	°C
Storage Temperature	T _{stg}	-55 ~ +150	°C
Maximum Repetitive Peak Reverse Voltage	V _{RRM}	40	V
Thermal Resistance Junction to Ambient Air	R _{θJA}	445	°C/W
Peak Forward Surge Current at tp < 1.0s	I _{FSM}	0.6	A
Maximum Average Forward Rectified Current	I _o	0.2	A
Total Power Dissipation	PD	225	mW

Electrical Characteristics (at TA = 25°C unless otherwise noted)

Parameter	Symbol	Min.	Typ.	Max.	Unit	Test Conditions
Reverse Breakdown Voltage	V _{(BR)R}	40	-	-	V	IR=10μA
Forward Voltage(tp < 300uS)	V _F	-	-	380	mV	IF1=1mA
		-	-	1000		IF2=40mA
Reverse Leakage Current	I _R	-	-	200	nA	VR=30V
Total Capacitance	C _T	-	-	5.0	pF	VR=0V, f=1MHz
Reverse Recover Time	T _{rr}	-	-	5.0	ns	IF=IR=10mA, RL=100Ω, Irr=1mA

Characteristics Curve



Important Notice:

- All rights are reserved. Reproduction in whole or in part is prohibited without the prior written approval of GTM.
- GTM reserves the right to make changes to its products without notice.
- GTM semiconductor products are not warranted to be suitable for use in life-support Applications, or systems.
- GTM assumes no liability for any consequence of customer product design, infringement of patents, or application assistance.

Head Office And Factory:

- **Taiwan:** No. 17-1 Tatung Rd. Fu Kou Hsin-Chu Industrial Park, Hsin-Chu, Taiwan, R. O. C.
- TEL : 886-3-597-7061 FAX : 886-3-597-9220, 597-0785
- **China:** (201203) No.255, Jang-Jiang Tsai-Lueng RD. , Pu-Dung-Hsin District, Shang-Hai City, China
- TEL : 86-21-5895-7671 ~ 4 FAX : 86-21-38950165