

# GSDSS22W Series

## Surface Mount Schottky Rectifiers

### Product Description

Reverse Voltage 20V to 100V Forward Current 2.0A

### Features

- Ideally suited for low voltage, high frequency rectification, or as free wheeling and polarity diodes in surface mount applications
- Schottky barrier junction, majority carrier conduction
- Guard ring for stress protection
- Low forward voltage drop
- High current capability
- High surge capability
- High reliability
- Lead(Pb)-Free

### Mechanical Data

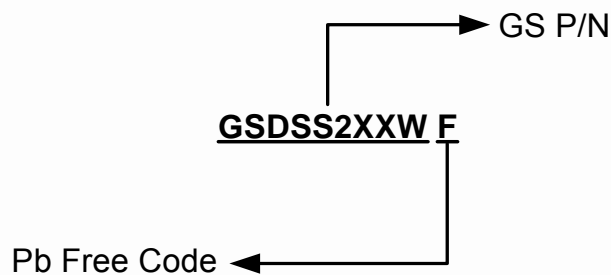
- Case : Molded plastic, SMA(W) Package
- Epoxy meets flammability requirements per UL 94V-0
- All terminal leads are readily solderable
- Weight approx : 70 mg

### Packages



**SMA(W)**  
Color Band Denotes CATHODE

### Ordering Information



Part Number	Package	Quantity
GSDSS22WF Series	SMA(W)	5000 PCS

## Marking Information

P/N	Part Marking	Package
GSDSS22WF	S22W	SMA(W)
GSDSS23WF	S23W	SMA(W)
GSDSS24WF	S24W	SMA(W)
GSDSS25WF	S25W	SMA(W)
GSDSS26WF	S26W	SMA(W)
GSDSS28WF	S28W	SMA(W)
GSDSS210WF	S2AW	SMA(W)

## Electrical Characteristics

(Rating 25°C Ambient Temperature Unless Otherwise Specified.)

Symbol	Conditions	GSDSS22WF	GSDSS23WF	GSDSS24WF	GSDSS25WF	Unit
$V_{RRM}$	Maximum Recurrent Peak Reverse Voltage	20	30	40	50	V
$V_{RMS}$	Maximum RMS Voltage	14	21	28	35	V
$V_{DC}$	Maximum DC Blocking Voltage	20	30	40	50	V
$V_F$	Maximum Instantaneous At 2.0A DC	0.45	0.55		0.70	V
Symbol	Conditions	GSDSS26WF	GSDSS28WF	GSDSS210WF		Unit
$V_{RRM}$	Maximum Recurrent Peak Reverse Voltage	60	80	100		V
$V_{RMS}$	Maximum RMS Voltage	42	56	70		V
$V_{DC}$	Maximum DC Blocking Voltage	60	80	100		V
$V_F$	Maximum Instantaneous At 2.0A DC	0.70	0.85			V
$I_R$	Maximum Reverse Leakage Current at rated $V_R$	$T_J = 25^\circ\text{C}$	0.5			mA
		$T_J = 125^\circ\text{C}$	20			
$I_{F(AV)}$	Maximum Average Forward Rectified Current	2.0				A
$I_{FSM}$	Peak Forward Surge Current (8.3ms Single Half Sine-Wave)	50				A
$R_{\theta JL}$	Typical Thermal Resistance (Junction to lead)	35				$^\circ\text{C/W}$
$T_J$	Operating Temperature Range	-55 to +125				$^\circ\text{C}$
$T_{STG}$	Storage Temperature Range	-55 to +150				$^\circ\text{C}$

## Typical Characteristics

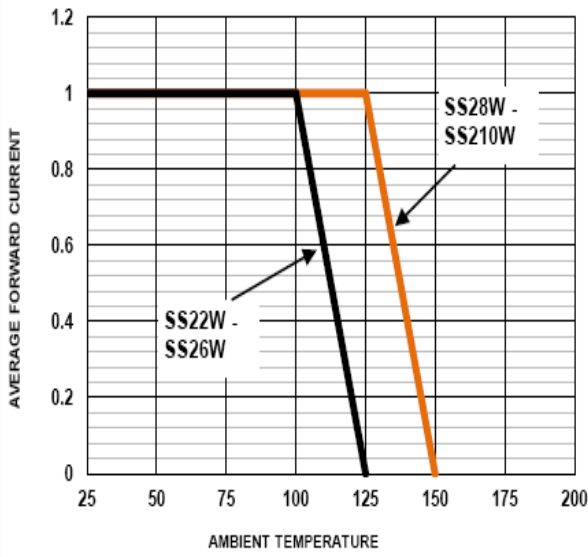


Figure 1. Forward Current Derating Curve

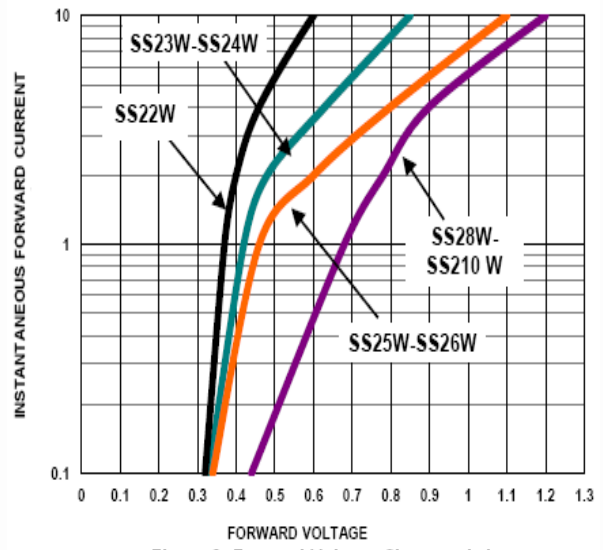


Figure 2. Forward Voltage Characteristics

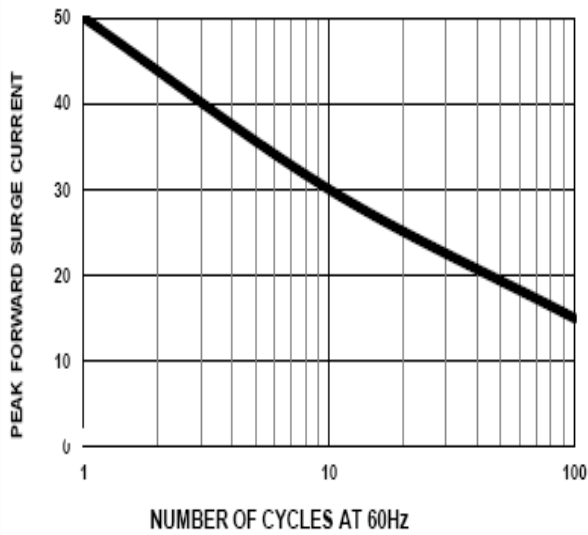


Figure 3. Non-Repetitive Surge Current

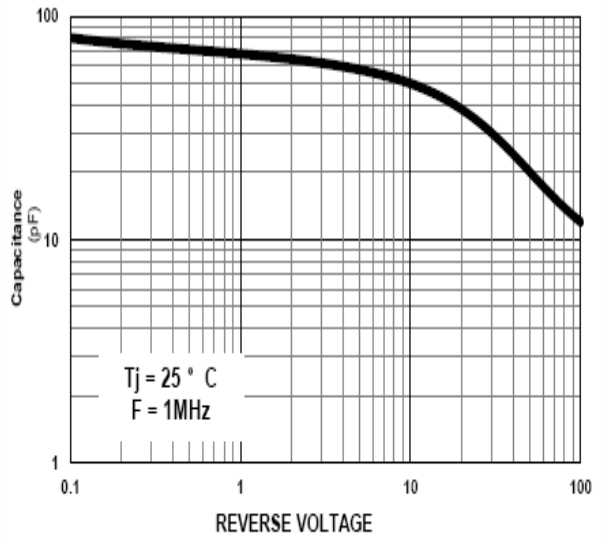
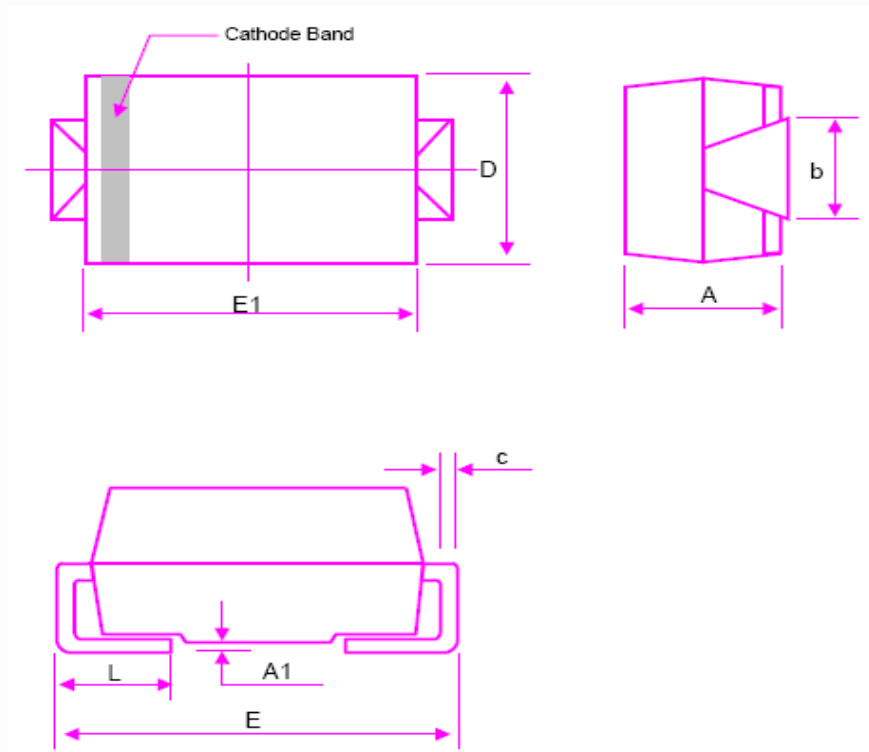


Figure 4. Junction Capacitance

## Package Dimension

### SMA(W)







### Dimensions

Symbol	Millimeters		Inches	
	Min	Max	Min	Max
<b>A</b>	1.70	2.31	0.067	0.091
<b>A1</b>	0.10	0.20	0.004	0.008
<b>b</b>	1.29	1.70	0.051	0.067
<b>c</b>	0.15	0.31	0.006	0.012
<b>D</b>	2.18	2.79	0.086	0.110
<b>E</b>	4.70	5.31	0.185	0.209
<b>E1</b>	4.06	4.57	0.160	0.180
<b>L</b>	0.89	1.50	0.035	0.059




## NOTICE

Information furnished is believed to be accurate and reliable. However Globaltech Semiconductor assumes no responsibility for the consequences of use of such information nor for any infringement of patents or other rights of third parties, which may result from its use. No license is granted by implication or otherwise under any patent or patent rights of Globaltech Semiconductor. Specifications mentioned in this publication are subject to change without notice. This publication supersedes and replaces all information without express written approval of Globaltech Semiconductor.



## CONTACT US

GS Headquarter	
	4F.,No.43-1,Lane11,Sec.6,Minquan E.Rd NeiHu District Taipei City 114, Taiwan (R.O.C)
	886-2-2657-9980
	886-2-2657-3630
	sales_twn@gs-power.com

Shenzhen Branch(China)	
	1113 B Building, Happiness Washington, Baoan Nan Road, Luohu District, Shenzhen City, China
	0755-22208941
	sales_cn@gs-power.com

RD Division	
	824 Bolton Drive Milpitas. CA. 95035
	1-408-457-0587