

GSMBSS123

100V N-Channel Enhancement Mode MOSFET

Product Description

The GSMBSS123 is the N-Channel enhancement mode field effect transistors are produced using high cell density DMOS technology.

These products have been designed to minimize on-state resistance while provide rugged, reliable, and fast switching performance.

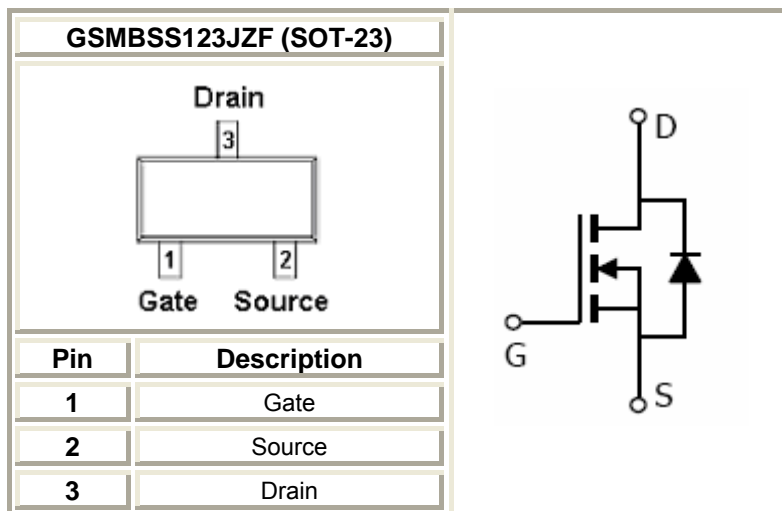
Features

- 100V, 0.17A, $R_{DS(ON)}=6.0\Omega@V_{GS}=10V$
- SOT-23 package design
- Lead(Pb)-Free

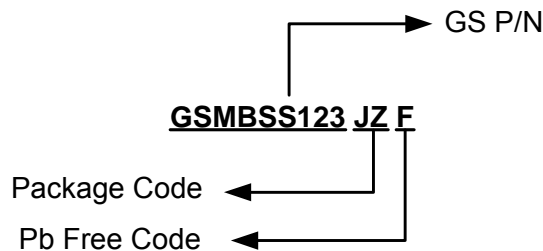
Applications

- DC to DC Converter
- Cellular & PCMCIA Card
- Cordless Telephone
- Power Management in Portable and Battery etc.

Packages & Pin Assignments

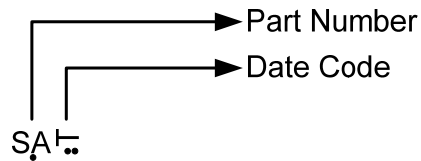


Ordering Information



Part Number	Package	Quantity
GSMBSS123JZF	SOT-23	3000 PCS

Marking Information



Part Number	Package	Part Marking
GSMBSS123JZF	SOT-23	SAT

Absolute Maximum Ratings

($T_A=25^\circ\text{C}$ Unless otherwise noted)

Symbol	Parameter	Typical	Unit
V_{DSS}	Drain-Source Voltage	100	V
V_{GS}	Gate-Source Voltage – Continuous	± 20	V
V_{GSM}	Gate-Source Voltage – Non Repetitive ($t_p \leq 50\mu\text{s}$)	± 40	V
I_D	Continuous Drain Current ($T_A=25^\circ\text{C}$)	170	mA
I_{DM}	Pulsed Drain Current (1)	680	mA
P_D	Power Dissipation ($T_A=25^\circ\text{C}$) (2) Derate above 25°C	225 1.8	mW mW/ $^\circ\text{C}$
T_J	Junction Temperature Range	-55 to 150	$^\circ\text{C}$
T_{STG}	Storage Temperature Range	-55 to 150	$^\circ\text{C}$
$R_{\theta JA}$	Maximum Junction to Ambient	556	$^\circ\text{C}/\text{W}$

Electrical Characteristics

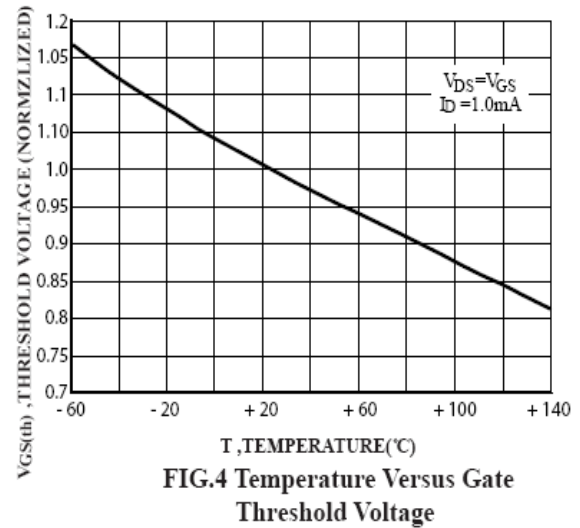
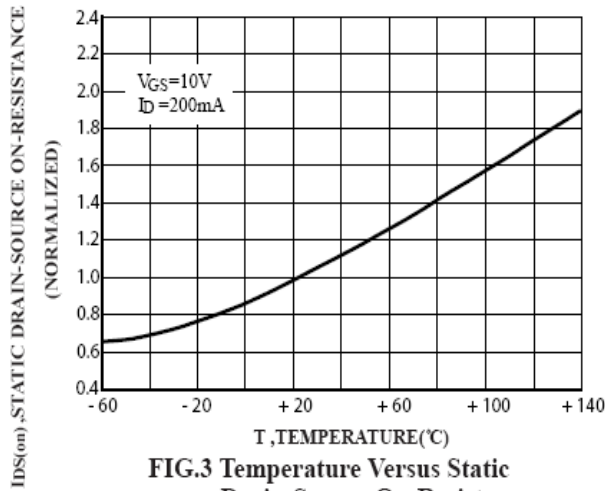
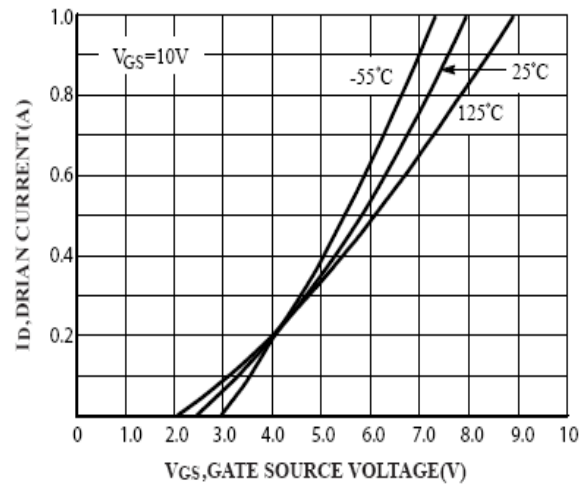
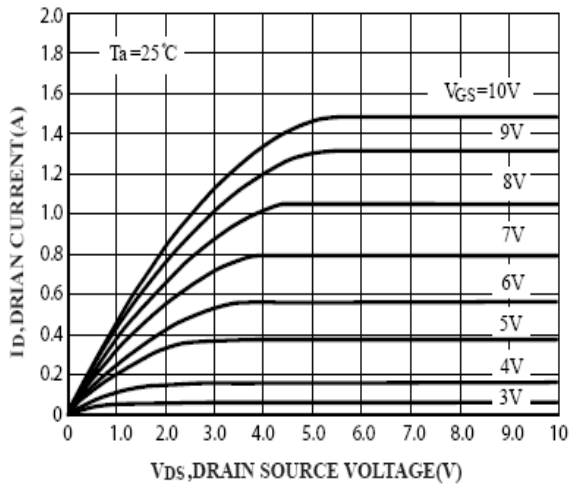
($T_A=25^\circ\text{C}$ unless otherwise noted)

Symbol	Parameter	Conditions	Min	Typ	Max	Unit
Static						
$V_{(BR)DSS}$	Drain-Source Breakdown Voltage	$V_{GS}=0V, I_D=250\mu\text{A}$	100			V
$V_{GS(th)}$	Gate Threshold Voltage	$V_{DS}=V_{GS}, I_D=1.0\text{mA}$	0.8		2.8	
I_{GSS}	Gate-Source Leakage Current	$V_{DS}=0V, V_{GS}=\pm 20V$			50	nA
I_{DSS}	Zero Gate Voltage Drain Current	$V_{DS}=0V, V_{GS}=100V,$ $T_J=25^\circ\text{C}$			15	uA
		$V_{DS}=0V, V_{GS}=100V,$ $T_J=125^\circ\text{C}$			60	
$R_{DS(on)}$	Drain-Source On-Resistance	$V_{GS}=10V, I_D=0.1A$		5.0	6.0	Ω
g_{FS}	Forward Trans conductance	$V_{DS}=25V, I_D=0.1A$	8.0			ms
Dynamic						
C_{iss}	Input Capacitance	$V_{DS}=25V, V_{GS}=0V,$ $f=1.0\text{MHz}$		20		pF
C_{oss}	Output Capacitance			9.0		
C_{rss}	Reverse Transfer Capacitance			4.0		
$t_{d(on)}$	Turn-On Delay Time	$V_{CC}=30V, I_C=0.28A,$ $V_{GS}=10V, R_{GS}=50\Omega$		20		ns
$t_{d(off)}$	Turn-Off Delay Time			40		
V_{SD}	Diode Forward On-Voltage	$I_D=0.34A, V_{GS}=0V$			1.3	V

Note 1: Pulse Test : $PW \leq 300\mu\text{s}$, Duty Cycle $\leq 2\%$.

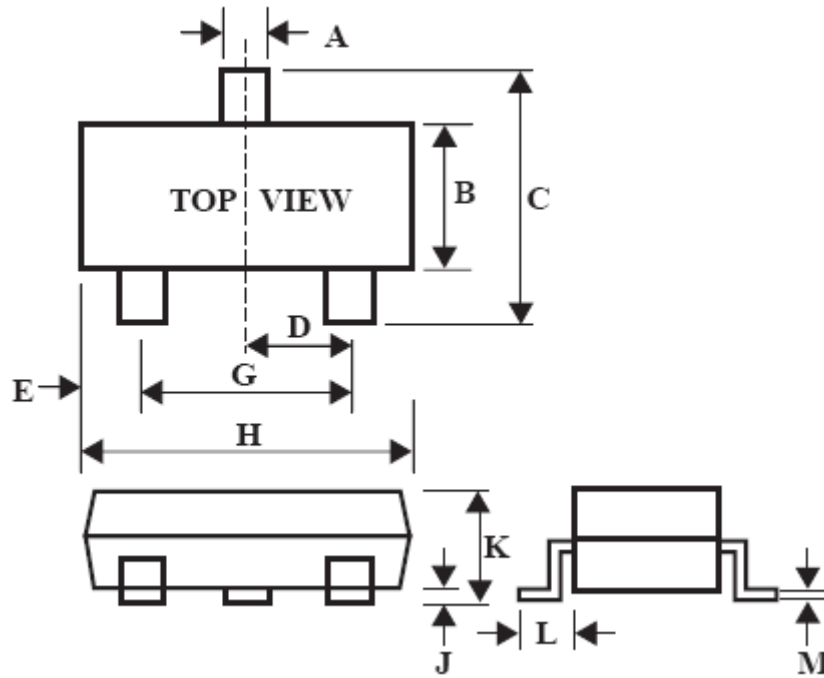
Note 2: RF-5=1.0x0.75x0.062 in.

Typical Performance Characteristics



Package Dimension

SOT-23










Dimensions				
Symbol	Millimeters		Inches	
	Min	Max	Min	Max
A	0.35	0.51	0.014	0.020
B	1.19	1.40	0.046	0.055
C	2.10	3.00	0.082	0.118
D	0.85	1.05	0.033	0.041
E	0.46	1.00	0.018	0.039
G	1.70	2.10	0.066	0.082
H	2.70	3.10	0.106	0.122
J	0.01	0.13	0.000	0.005
K	0.89	1.10	0.035	0.043
L	0.30	0.61	0.011	0.024
M	0.076	0.25	0.003	0.010



NOTICE

Information furnished is believed to be accurate and reliable. However Globaltech Semiconductor assumes no responsibility for the consequences of use of such information nor for any infringement of patents or other rights of third parties, which may result from its use. No license is granted by implication or otherwise under any patent or patent rights of Globaltech Semiconductor. Specifications mentioned in this publication are subject to change without notice. This publication supersedes and replaces all information without express written approval of Globaltech Semiconductor.

CONTACT US

GS Headquarter	
	4F.,No.43-1,Lane11,Sec.6,Minquan E.Rd Neihu District Taipei City 114, Taiwan (R.O.C)
	886-2-2657-9980
	886-2-2657-3630
	sales_twn@gs-power.com

Shenzhen Branch(China)	
	1113 B Building, Happiness Washington, Baoan Nan Road, Luohu District, Shenzhen City, China
	0755-22208941
	sales_cn@gs-power.com

RD Division	
	824 Bolton Drive Milpitas. CA. 95035
	1-408-457-0587