




Gate Drive Transformer

GT02 Series



Features

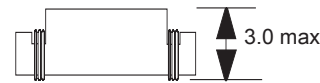
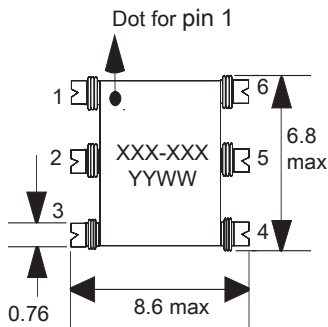
- Low Profile - 3mm
- Designed for Frequencies from 75 kHz to over 1 MHz
- Suitable for Pick and Place applications

Applications

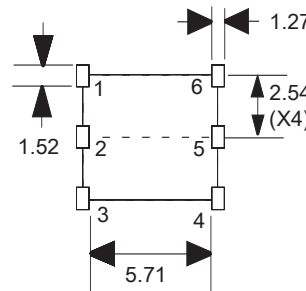
- Gate Drive Transformer
- AC/DC and DC/DC Converters
- Pulse/Signal Transformers

Packaging: Reel diameter: 13", Reel width: 16 mm, Pieces/reel: 1500

Mechanical

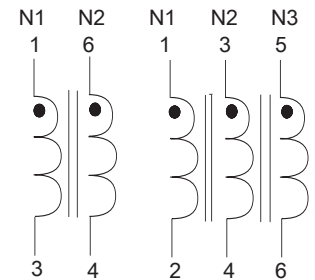


Recommended PCB Layout



Top View

Schematic



units: mm

Electrical Specifications

Part Number	Turns Ratio N1:N2:N3	Inductance ¹ (μ H, min.)	DCR ² (m Ω , max.)	Lkg. Ind. (μ H, max.)	E-T Prod ⁵ (V- μ s)	Hi-Pot (V _{dc})	Schematic
GT02-110-006	1:1	135	225:225	0.2	6.9	1500	A
GT02-110-010	1:1	290.4	320:320	0.2	10.2	1500	A
GT02-110-019	1:1	785	600:520	0.36	19.4	1500	A
GT02-120-006	1:2.5	21.6	110:320	0.1	6.9	1500	A
GT02-120-014	1:2.5	86.4	190:410	0.15	13.8	1500	A
GT02-111-006	1:1:1	135	230:230	0.1	6.9	1500	B
GT02-122-006	1:2.5:2.5	21.6	110:230	0.1	6.9	1500	B
GT02-122-008	1:2:2	48.6	160:260	0.15	8.3	1500	B

1. Tested at 100kHz, 0.1Vrms.
2. Electrical specifications at 25°C.
3. Operating range: -40 °C to +130 °C.
4. Meets UL 94V-0.
5. E-T product rating is for secondary (gate) windings and is based upon a flux density of 2200 Gauss at 25 °C in a bipolar drive application.

