




CONNECTION		
PAD	Variant T	Variants V & N
1	Not connected	Freq adjustment
2	Ground	Ground
3	Output	Output
4	Supply	Supply

Scale 2:1

## Features

-  **3.0V to 5.0V supply, low power consumption**
-  **Stabilities down to  $\pm 1.0$ ppm**
-  **Industrial temperature range option**

## Ordering Information

Product name + variant + option codes (if any) + frequency  
 eg: **GTXO-560V 13.0MHz**  $\pm 2.5$ ppm -30+75°C, 3V supply (standard)  
**GTXO-560V/GP 13.0MHz**  $\pm 1.5$ ppm -20+70°C, 5V supply  
 Option code X (eg GTXO-560V/X) denotes a custom spec.

- ◆ Available on T&R - 2k pcs per reel.
- ◆ Refer to our website for T&R and soldering details.
- ◆ Trimmer tool available. Ask for our part number MA06805.

## Specifications

www.DataSheet4U.com

**GTXO-560T: Internal trimmer**

**GTXO-560V: Voltage adjustment + trimmer**

**GTXO-560N: Voltage adjustment, no trimmer**

Parameters	Variant			Option Codes
	T	V	N	
<b>Package style:</b> with trimmer without trimmer	■	■	■	
<b>Frequency range:</b> 10.0 ~ 40.0MHz	■	■	■	
<b>Frequency stability:</b> $\pm 2.5$ ppm over -40 to +85°C $\pm 2.5$ ppm over -30 to +75°C $\pm 2.0$ ppm over -30 to +75°C $\pm 1.5$ ppm over -20 to +70°C $\pm 1.0$ ppm over -20 to +70°C	<input type="checkbox"/> ■ <input type="checkbox"/> <input type="checkbox"/> <input type="checkbox"/>	<input type="checkbox"/> ■ <input type="checkbox"/> <input type="checkbox"/> <input type="checkbox"/>	<input type="checkbox"/> ■ <input type="checkbox"/> <input type="checkbox"/> <input type="checkbox"/>	K H G F
<b>Storage temperature range:</b> -40 to +85°C	■	■	■	
<b>Frequency vs supply voltage:</b> $\pm 0.3$ ppm (<22.0MHz) $\pm 0.5$ ppm (<28.0MHz) $\pm 1.0$ ppm (<40.0MHz)	■ ■ ■	■ ■ ■	■ ■ ■	
<b>Frequency vs load change:</b> $\pm 0.3$ ppm (10k $\Omega$ $\pm 10\%$ //10pF $\pm 10\%$ )	■	■	■	
<b>Ageing (1st yr):</b> $\pm 1.0$ ppm (<22.0MHz) $\pm 1.5$ ppm (<28.0MHz) $\pm 2.0$ ppm (<40.0MHz)	■ ■ ■	■ ■ ■	■ ■ ■	
<b>Supply voltage (V<sub>DD</sub>):</b> +3.0V ( $\pm 5\%$ ) +3.3V ( $\pm 5\%$ ) +5.0V ( $\pm 5\%$ )	■ <input type="checkbox"/> <input type="checkbox"/>	■ <input type="checkbox"/> <input type="checkbox"/>	■ <input type="checkbox"/> <input type="checkbox"/>	M P
<b>Supply current:</b> 2.0mA max (<22.0MHz) 3.0mA max (<28.0MHz) 4.0mA max (<40.0MHz)	■ ■ ■	■ ■ ■	■ ■ ■	
<b>Output waveform:</b> Clipped sine, 0.8V p-p typ	■	■	■	
<b>Test load:</b> 10k $\Omega$ // 10pF	■	■	■	
<b>Frequency adjustment:</b> $\pm 3$ ppm min by internal trimmer $\pm 5.0 \sim \pm 10.0$ ppm $\pm 8.0 \sim \pm 14.0$ ppm	■	■ ■	■	
<b>Control voltage range:</b> +1.5V $\pm 1.0$ V (3.0V supply) +1.65V $\pm 1.35$ V (3.3V supply) +2.5V $\pm 2.0$ V (5.0V supply)		■ <input type="checkbox"/> <input type="checkbox"/>	■ <input type="checkbox"/> <input type="checkbox"/>	
<b>Preset frequency:</b> $\pm 0.5$ ppm / +25°C $\pm 2^\circ$ C $\pm 2.0$ ppm / +25°C $\pm 2^\circ$ C	■	■	■	

■ Standard. □ Optional - Please specify required code(s) when ordering

## Standard Frequencies

Frequencies in MHz			
10.00000	13.00000	15.36000	19.20000
12.80000	14.40000	16.00000	20.00000