



H5N3003P

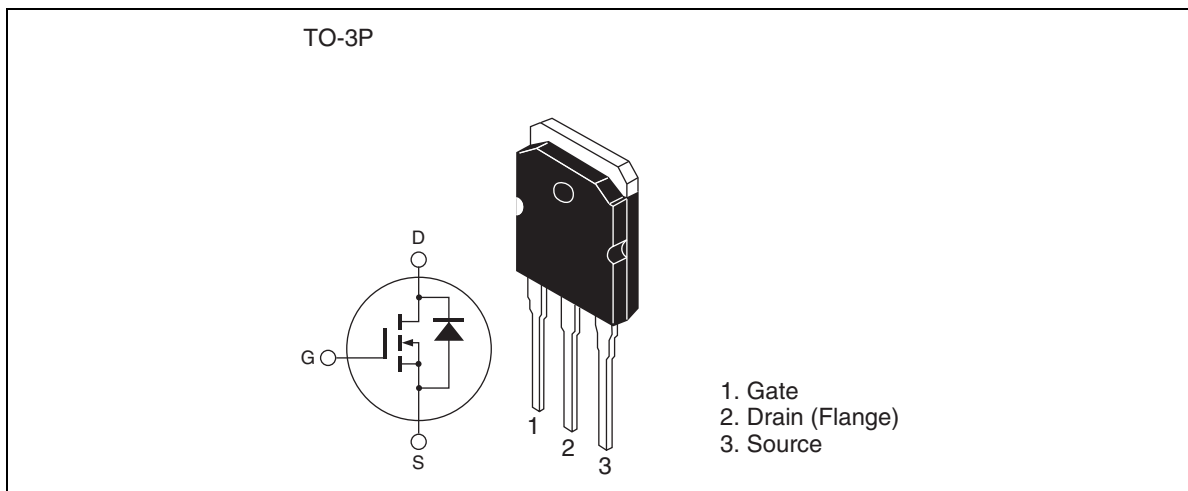
Silicon N Channel MOS FET
High Speed Power Switching

REJ03G0007-0200Z
(Previous ADE-208-1547A(Z))
Rev.2.00
Aug.01.2003

Features

- Low on-resistance
- Low leakage current
- High Speed Switching

Outline



H5N3003P**Absolute Maximum Ratings**

(Ta = 25°C)

Item	Symbol	Ratings	Unit
Drain to source voltage	V _{DSS}	300	V
Gate to source voltage	V _{GSS}	±30	V
Drain current	I _D	40	A
Drain peak current	I _D (pulse) ^{Note1}	160	A
Body-drain diode reverse drain current	I _{DR}	40	A
Body-drain diode reverse drain peak current	I _{DR} (pulse) ^{Note1}	160	A
Avalanche current	I _{AP} ^{Note3}	30	A
Channel dissipation	P _{ch} ^{Note2}	150	W
Channel to case Thermal Impedance	θ _{ch-c}	0.833	°C /W
Channel temperature	T _{ch}	150	°C
Storage temperature	T _{stg}	-55 to +150	°C

Notes: 1. PW ≤ 10 μs, duty cycle ≤ 1%

2. Value at Tc = 25°C

3. T_{ch} ≤ 150°C

H5N3003P**Electrical Characteristics**

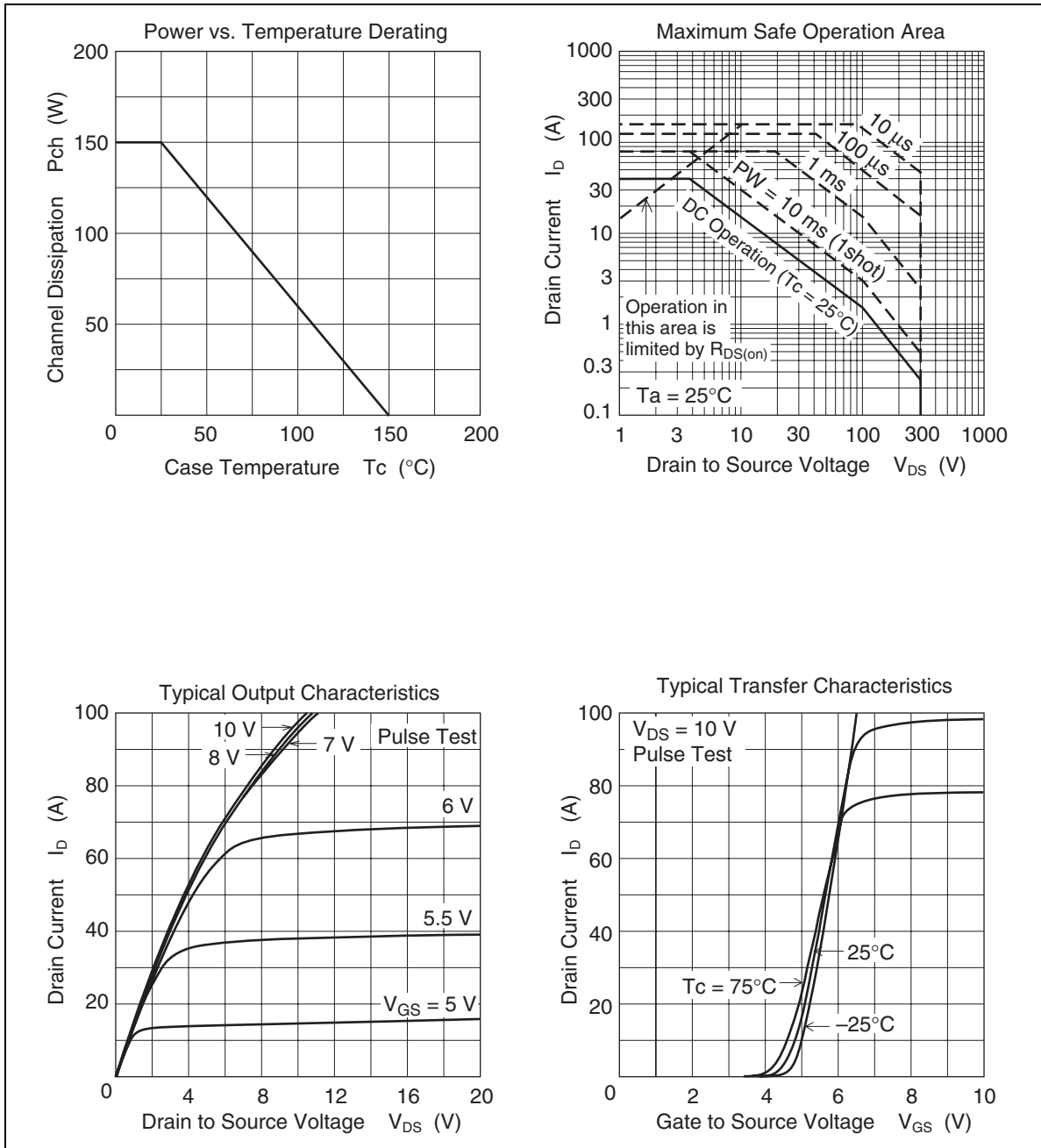
(Ta = 25°C)

Item	Symbol	Min	Typ	Max	Unit	Test Conditions
Drain to source breakdown voltage	$V_{(BR)DSS}$	300	—	—	V	$I_D = 10\text{mA}$, $V_{GS} = 0$
Zero gate voltage drain current	I_{DSS}	—	—	1	μA	$V_{DS} = 300\text{V}$, $V_{GS} = 0$
Gate to source leak current	I_{GSS}	—	—	± 0.1	μA	$V_{GS} = \pm 30\text{V}$, $V_{DS} = 0$
Gate to source cutoff voltage	$V_{GS(off)}$	3.0	—	4.0	V	$V_{DS} = 10\text{V}$, $I_D = 1\text{mA}$
Forward transfer admittance	$ y_{fs} $	20	35	—	S	$I_D = 20\text{A}$, $V_{DS} = 10\text{V}$ ^{Note4}
Static drain to source on state resistance	$R_{DS(on)}$	—	0.058	0.069	Ω	$I_D = 20\text{A}$, $V_{GS} = 10\text{V}$ ^{Note4}
Input capacitance	C_{iss}	—	5150	—	pF	$V_{DS} = 25\text{V}$
Output capacitance	C_{oss}	—	560	—	pF	$V_{GS} = 0$
Reverse transfer capacitance	C_{rss}	—	90	—	pF	$f = 1\text{MHz}$
Turn-on delay time	$t_d(on)$	—	60	—	ns	$I_D = 20\text{A}$
Rise time	t_r	—	185	—	ns	$R_L = 7.5\Omega$
Turn-off delay time	$t_d(off)$	—	220	—	ns	$V_{GS} = 10\text{V}$
Fall time	t_f	—	150	—	ns	$R_g = 10\Omega$
Total gate charge	Q_g	—	130	—	nC	$V_{DD} = 240\text{V}$
Gate to source charge	Q_{gs}	—	25	—	nC	$V_{GS} = 10\text{V}$
Gate to drain charge	Q_{gd}	—	60	—	nC	$I_D = 40\text{A}$
Body-drain diode forward voltage	V_{DF}	—	1.0	1.5	V	$I_F = 40\text{A}$, $V_{GS} = 0$
Body-drain diode reverse recovery time	t_{rr}	—	280	—	ns	$I_F = 40\text{A}$, $V_{GS} = 0$ $di_F/dt = 100\text{A}/\mu\text{s}$
Body-drain diode reverse recovery charge	Q_{rr}	—	2.5	—	μC	

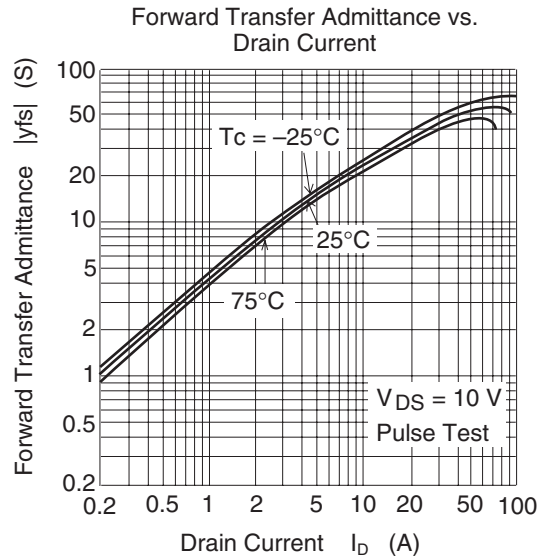
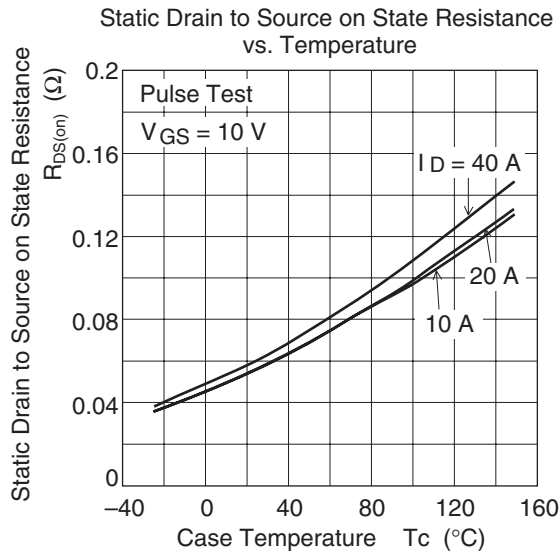
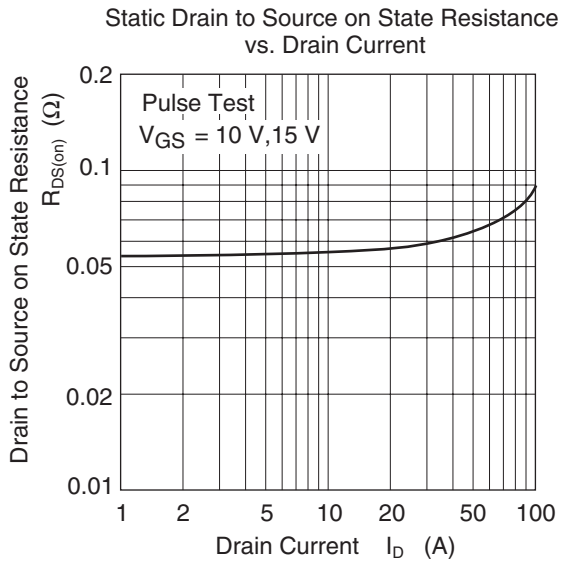
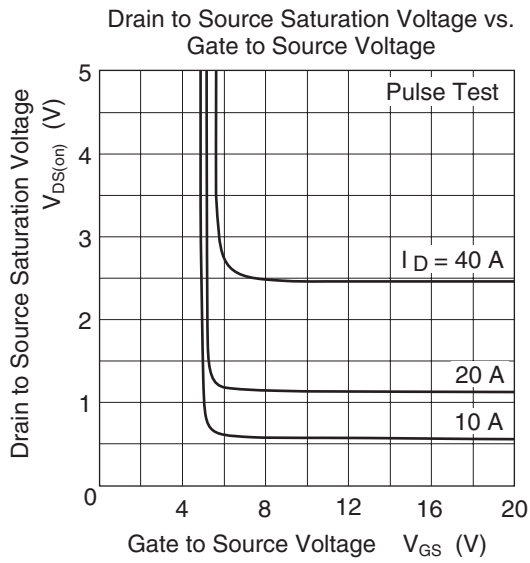
Notes: 4. Pulse test

H5N3003P

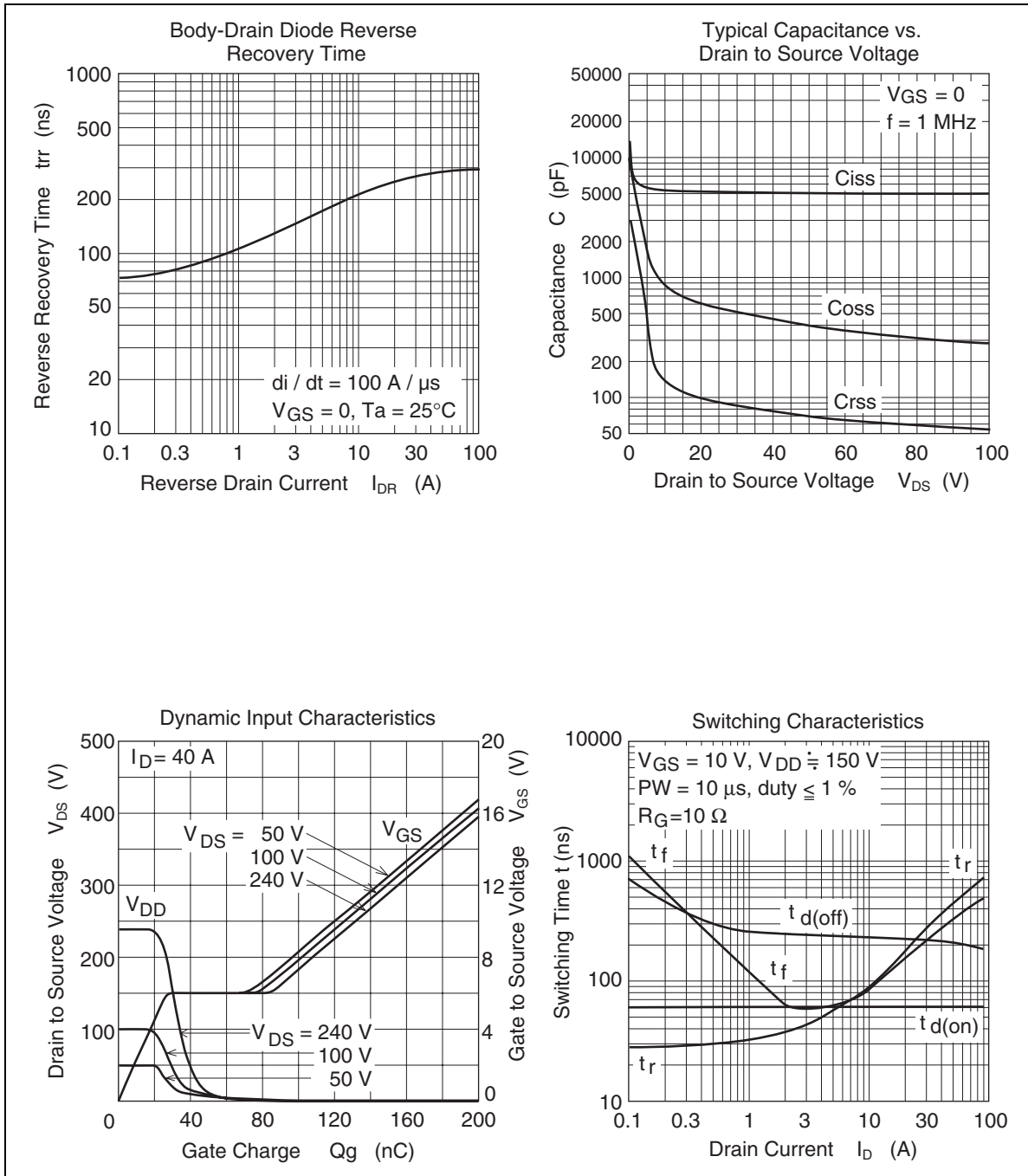
Main Characteristics



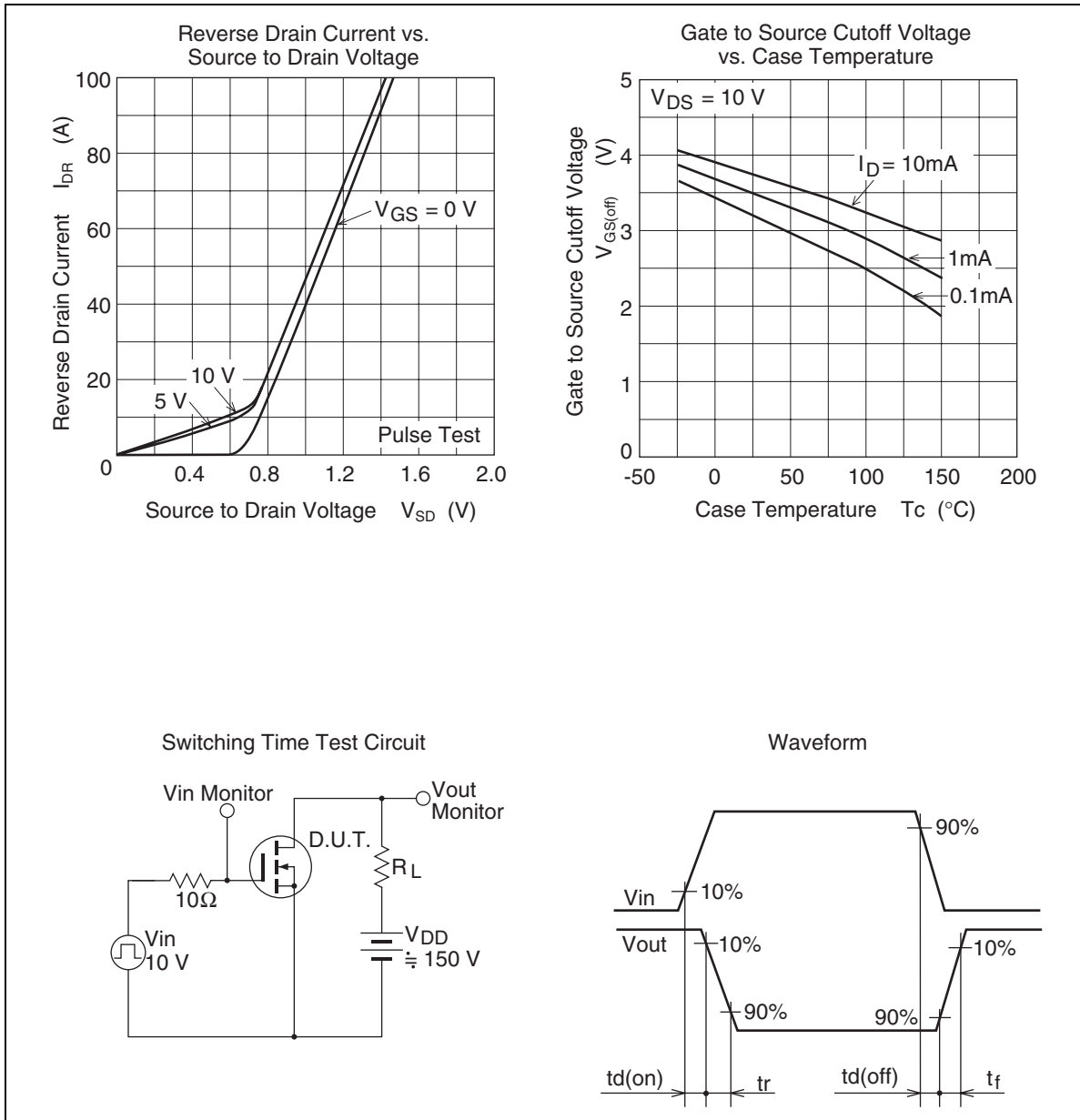
H5N3003P



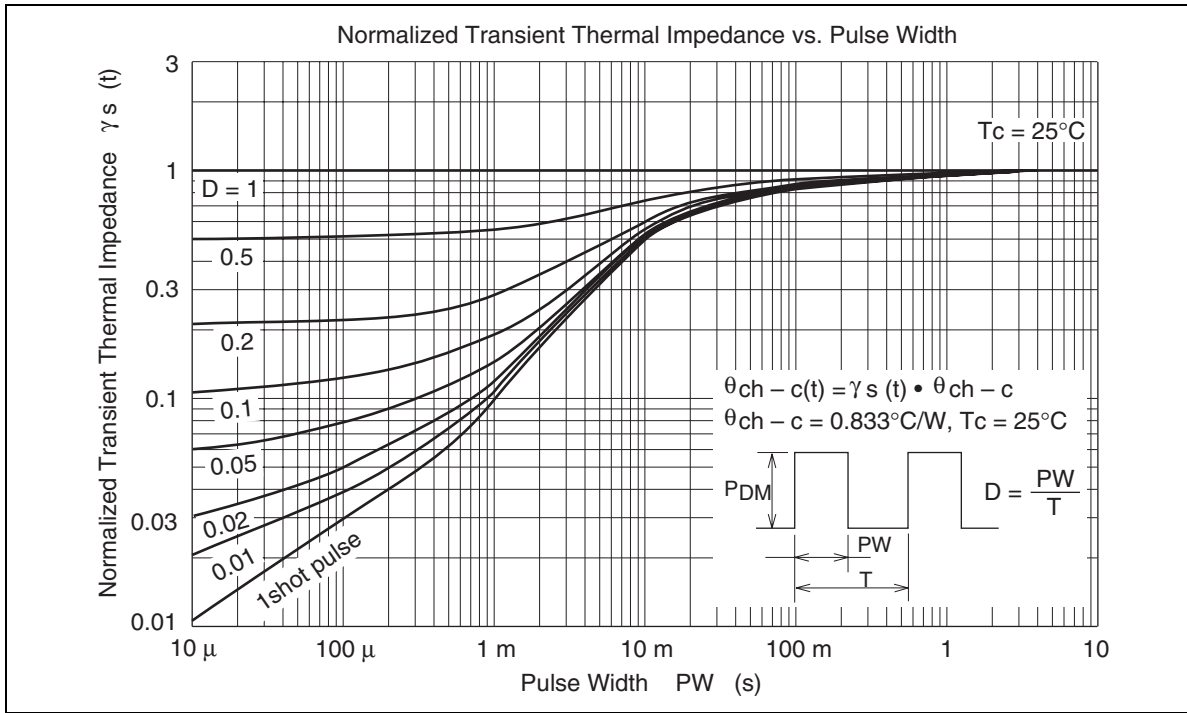
H5N3003P



H5N3003P

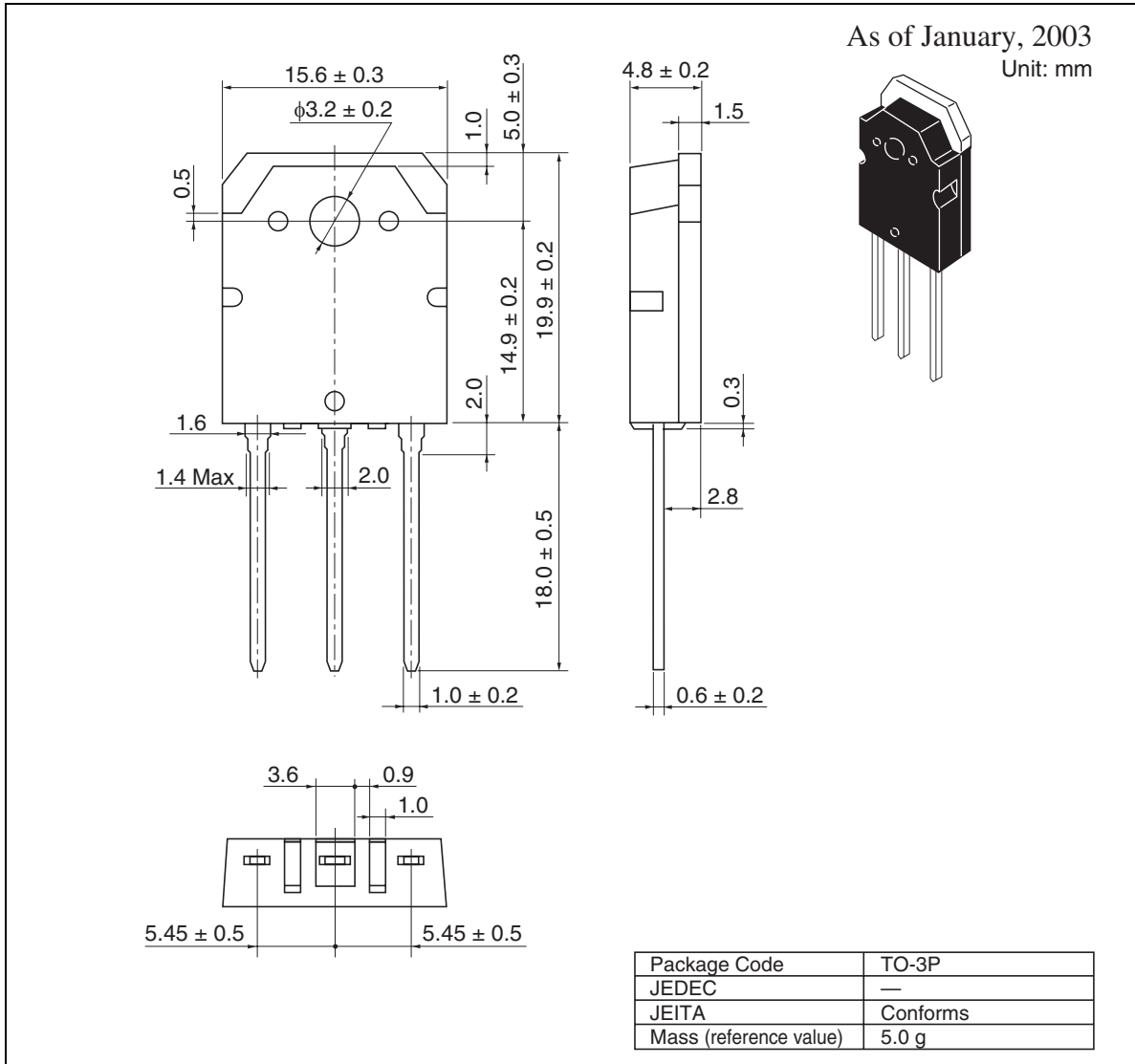


H5N3003P



H5N3003P

Package Dimensions



Renesas Technology Corp. Sales Strategic Planning Div. Nippon Bldg., 2-6-2, Ohte-machi, Chiyoda-ku, Tokyo 100-0004, Japan

Keep safety first in your circuit designs!

1. Renesas Technology Corporation puts the maximum effort into making semiconductor products better and more reliable, but there is always the possibility that trouble may occur with them. Trouble with semiconductors may lead to personal injury, fire or property damage.
Remember to give due consideration to safety when making your circuit designs, with appropriate measures such as (i) placement of substitutive, auxiliary circuits, (ii) use of nonflammable material or (iii) prevention against any malfunction or mishap.

Notes regarding these materials

1. These materials are intended as a reference to assist our customers in the selection of the Renesas Technology Corporation product best suited to the customer's application; they do not convey any license under any intellectual property rights, or any other rights, belonging to Renesas Technology Corporation or a third party.
 2. Renesas Technology Corporation assumes no responsibility for any damage, or infringement of any third-party's rights, originating in the use of any product data, diagrams, charts, programs, algorithms, or circuit application examples contained in these materials.
 3. All information contained in these materials, including product data, diagrams, charts, programs and algorithms represents information on products at the time of publication of these materials, and are subject to change by Renesas Technology Corporation without notice due to product improvements or other reasons. It is therefore recommended that customers contact Renesas Technology Corporation or an authorized Renesas Technology Corporation product distributor for the latest product information before purchasing a product listed herein.
The information described here may contain technical inaccuracies or typographical errors.
Renesas Technology Corporation assumes no responsibility for any damage, liability, or other loss rising from these inaccuracies or errors.
Please also pay attention to information published by Renesas Technology Corporation by various means, including the Renesas Technology Corporation Semiconductor home page (<http://www.renesas.com>).
 4. When using any or all of the information contained in these materials, including product data, diagrams, charts, programs, and algorithms, please be sure to evaluate all information as a total system before making a final decision on the applicability of the information and products. Renesas Technology Corporation assumes no responsibility for any damage, liability or other loss resulting from the information contained herein.
 5. Renesas Technology Corporation semiconductors are not designed or manufactured for use in a device or system that is used under circumstances in which human life is potentially at stake. Please contact Renesas Technology Corporation or an authorized Renesas Technology Corporation product distributor when considering the use of a product contained herein for any specific purposes, such as apparatus or systems for transportation, vehicular, medical, aerospace, nuclear, or undersea repeater use.
 6. The prior written approval of Renesas Technology Corporation is necessary to reprint or reproduce in whole or in part these materials.
 7. If these products or technologies are subject to the Japanese export control restrictions, they must be exported under a license from the Japanese government and cannot be imported into a country other than the approved destination.
Any diversion or reexport contrary to the export control laws and regulations of Japan and/or the country of destination is prohibited.
 8. Please contact Renesas Technology Corporation for further details on these materials or the products contained therein.
-



<http://www.renesas.com>

