

# H5N5016PL

Silicon N Channel MOS FET  
High Speed Power Switching

REJ03G0175-0200Z

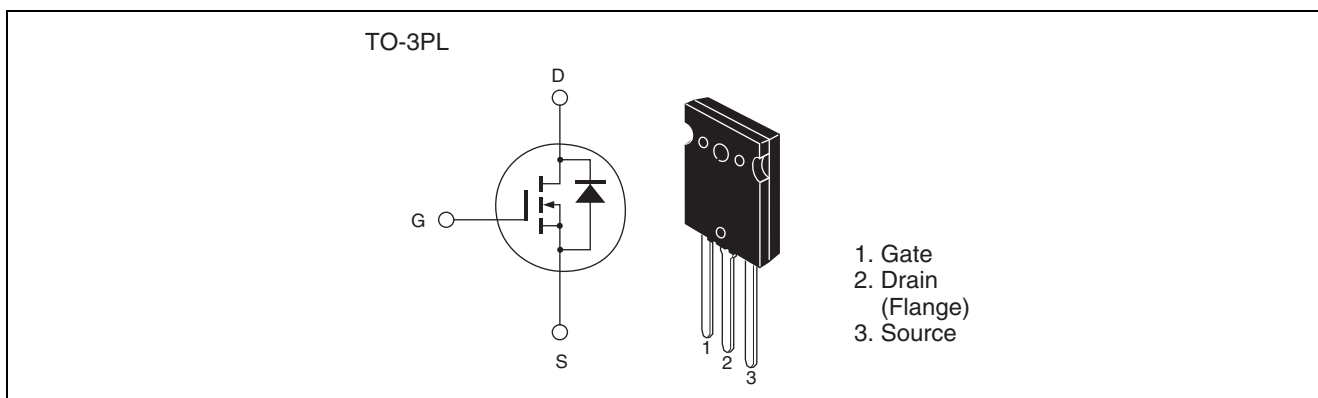
Rev.2.00

Jul.02.2004

## Features

- Low on-resistance
- Low leakage current
- High speed switching
- Built-in fast recovery diode

## Outline



## Absolute Maximum Ratings

(Ta = 25°C)

| Item  | Symbol                            | Ratings     | Unit  |
|---|-----------------------------------|-------------|-------|
| Drain to source voltage                     | $V_{DSS}$                         | 500         | V     |
| Gate to source voltage                      | $V_{GSS}$                         | ±30         | V     |
| Drain current                               | $I_D$                             | 50          | A     |
| Drain peak current                          | $I_D$ (pulse) <sup>Note1</sup>    | 200         | A     |
| Body-drain diode reverse drain current      | $I_{DR}$                          | 50          | A     |
| Body-drain diode reverse drain peak current | $I_{DR}$ (pulse) <sup>Note1</sup> | 200         | A     |
| Avalanche current                           | $I_{AP}$ <sup>Note3</sup>         | 10          | A     |
| Avalanche energy                            | $E_{AR}$ <sup>Note3</sup>         | 5.5         | mJ    |
| Channel dissipation                         | $P_{ch}$ <sup>Note2</sup>         | 250         | W     |
| Channel to case Thermal Impedance           | $\theta_{ch-c}$                   | 0.5         | °C /W |
| Channel temperature                         | $T_{ch}$                          | 150         | °C    |
| Storage temperature                         | $T_{stg}$                         | -55 to +150 | °C    |

- Notes
1.  $PW \leq 10 \mu s$ , duty cycle  $\leq 1\%$
  2. Value at  $T_c = 25^\circ C$
  3.  $ST_{ch} = 25^\circ C$ ,  $T_{ch} \leq 150^\circ C$

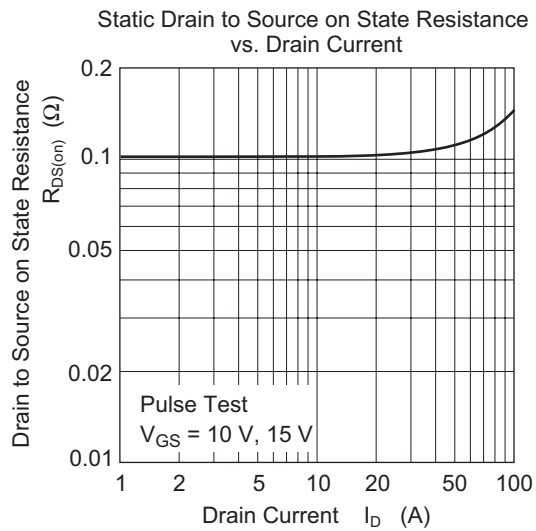
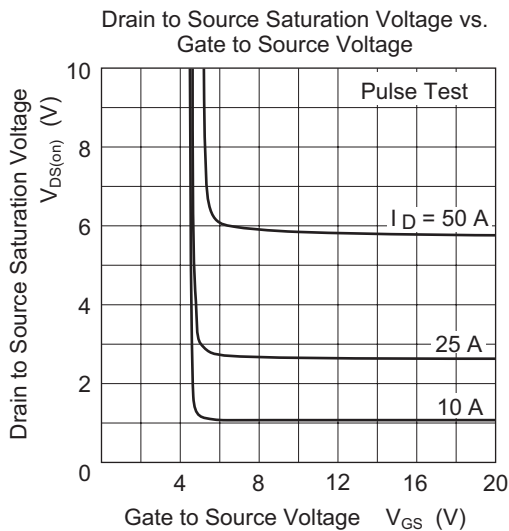
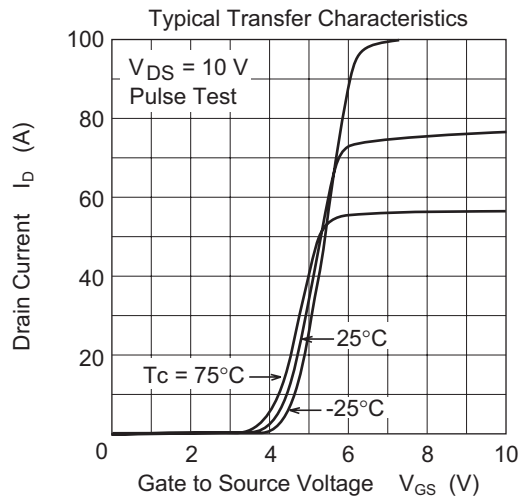
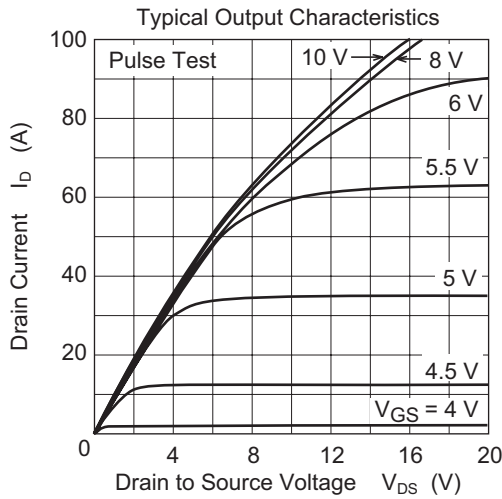
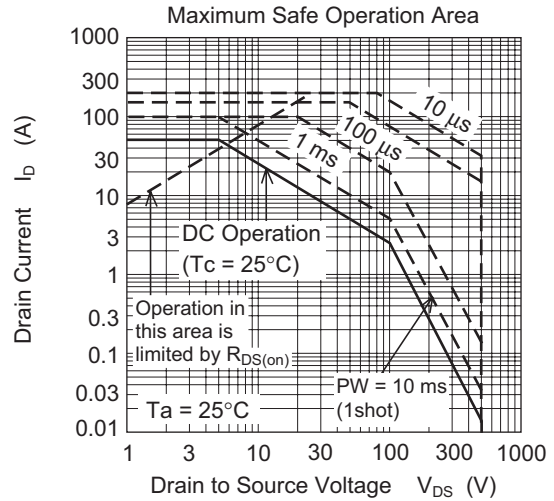
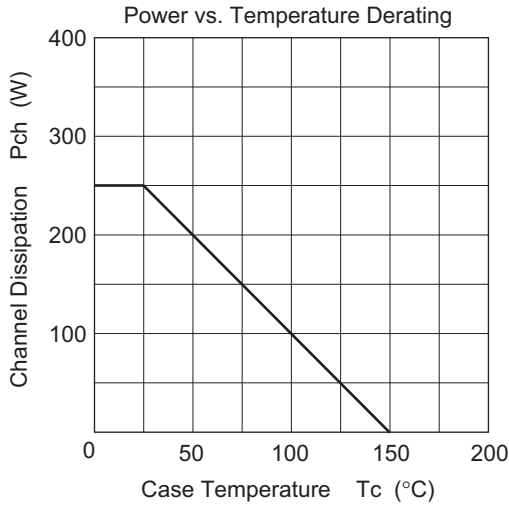
## Electrical Characteristics

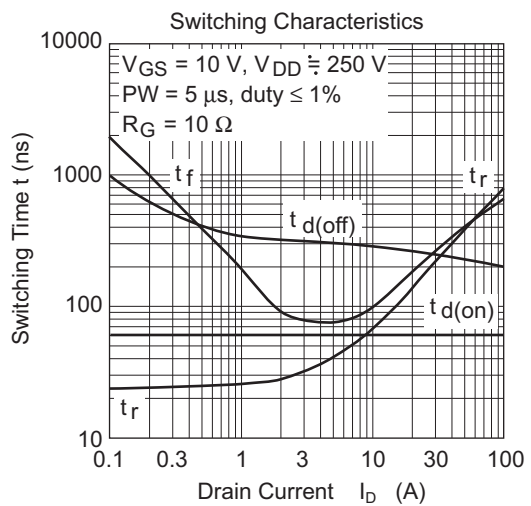
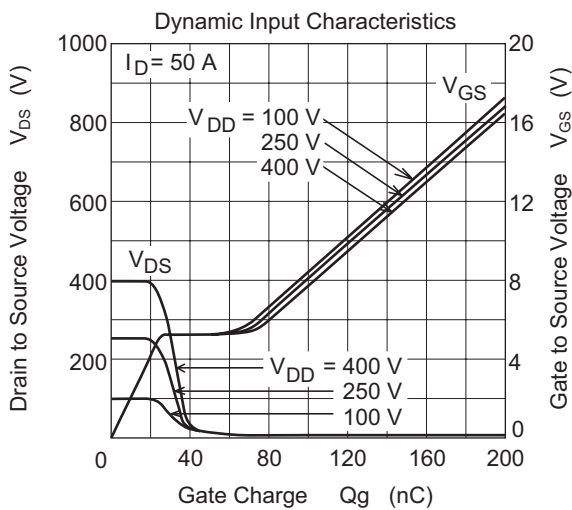
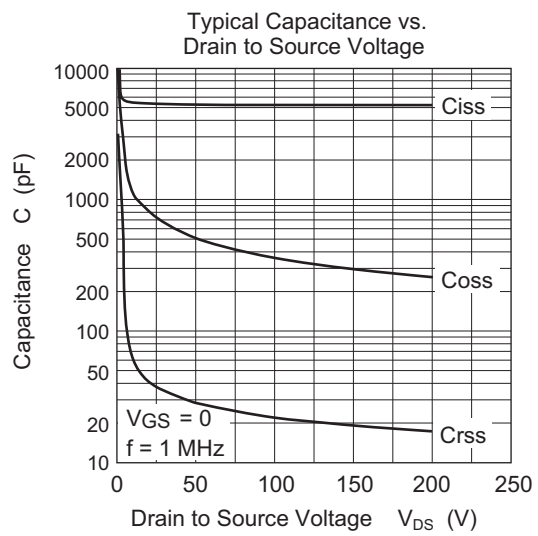
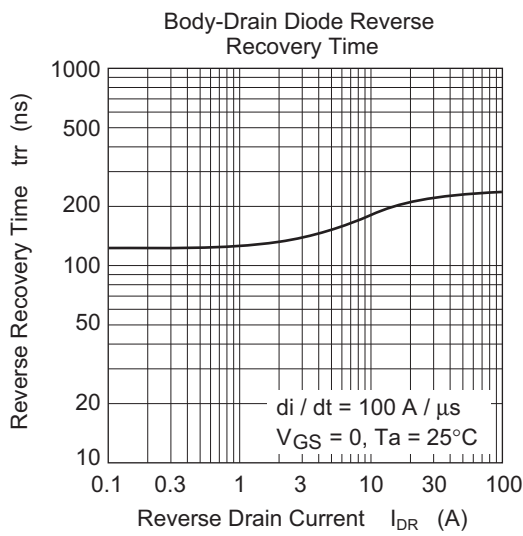
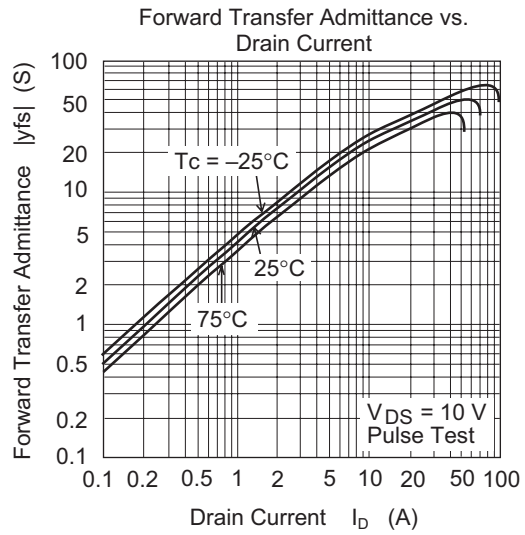
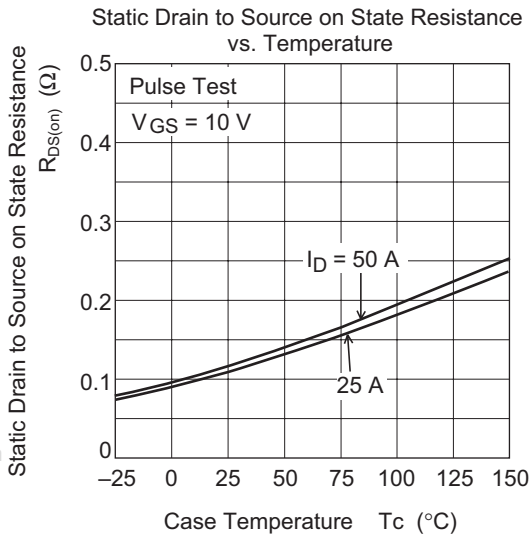
(Ta = 25°C)

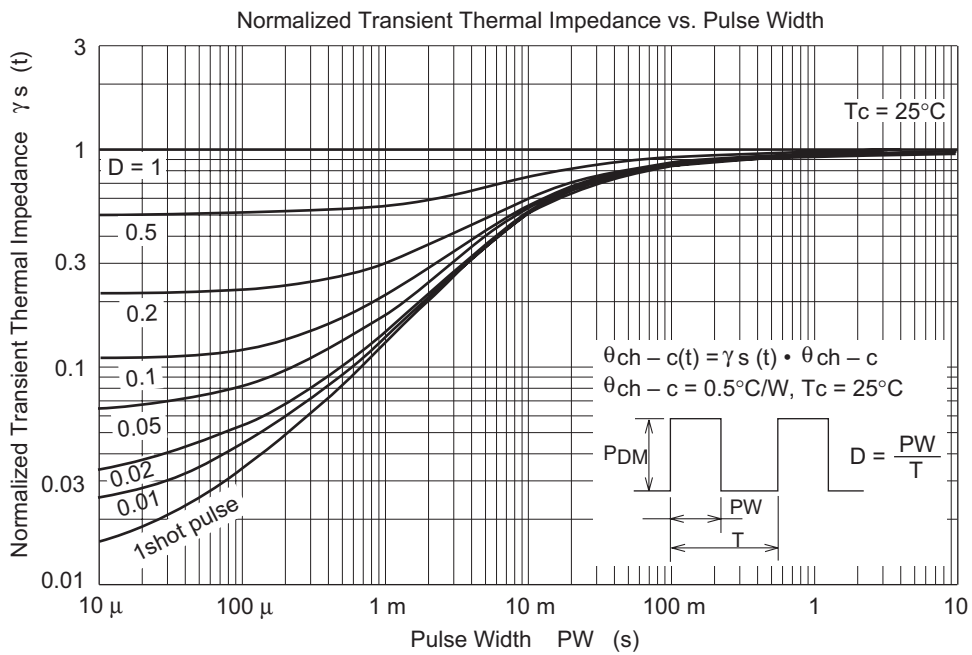
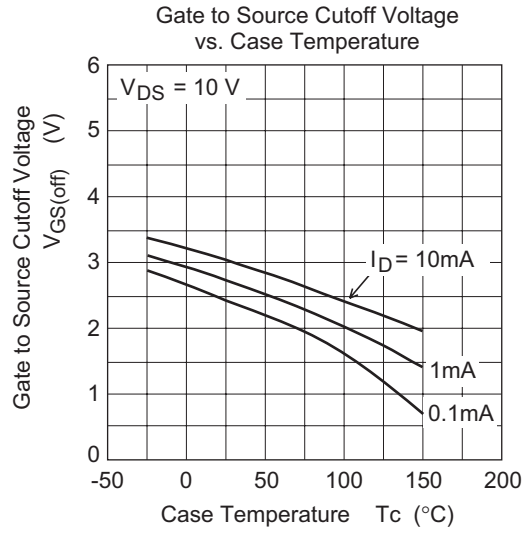
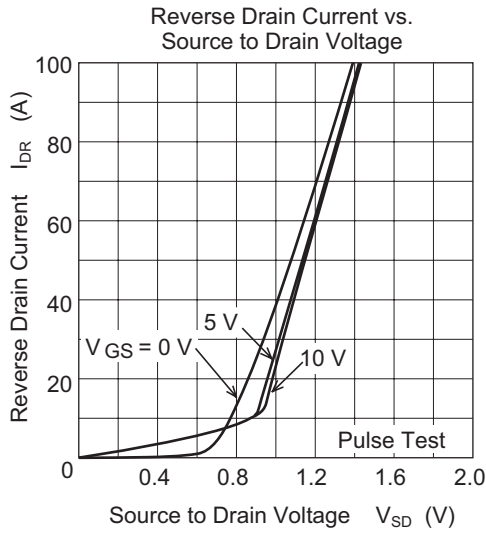
| Item                                       | Symbol        | Min | Typ   | Max       | Unit          | Test Conditions   |
|--|---------------|-----|-------|-----------|---------------|---|
| Drain to source breakdown voltage          | $V_{(BR)DSS}$ | 500 | —     | —         | V             | $I_D = 10 \text{ mA}$ , $V_{GS} = 0$  |
| Zero gate voltage drain current            | $I_{DSS}$     | —   | —     | 10        | $\mu\text{A}$ | $V_{DS} = 500 \text{ V}$ , $V_{GS} = 0$   |
| Gate to source leak current                | $I_{GSS}$     | —   | —     | $\pm 0.1$ | $\mu\text{A}$ | $V_{GS} = \pm 30 \text{ V}$ , $V_{DS} = 0$  |
| Gate to source cutoff voltage              | $V_{GS(off)}$ | 1.5 | —     | 4.0       | V             | $V_{DS} = 10 \text{ V}$ , $I_D = 1 \text{ mA}$  |
| Forward transfer admittance                | $ y_{fs} $    | 23  | 38    | —         | S             | $I_D = 25 \text{ A}$ , $V_{DS} = 10 \text{ V}$ <sup>Note4</sup>                           |
| Static drain to source on state resistance | $R_{DS(on)}$  | —   | 0.108 | 0.128     | $\Omega$      | $I_D = 25 \text{ A}$ , $V_{GS} = 10 \text{ V}$ <sup>Note4</sup>                           |
| Input capacitance                          | $C_{iss}$     | —   | 5300  | —         | pF            | $V_{DS} = 25 \text{ V}$<br>$V_{GS} = 0$<br>$f = 1 \text{ MHz}$                            |
| Output capacitance                         | $C_{oss}$     | —   | 720   | —         | pF            |   |
| Reverse transfer capacitance               | $C_{rss}$     | —   | 37    | —         | pF            |   |
| Turn-on delay time                         | $t_{d(on)}$   | —   | 60    | —         | ns            | $I_D = 25 \text{ A}$<br>$V_{GS} = 10 \text{ V}$<br>$R_L = 10 \Omega$<br>$R_g = 10 \Omega$ |
| Rise time                                  | $t_r$         | —   | 190   | —         | ns            |   |
| Turn-off delay time                        | $t_{d(off)}$  | —   | 250   | —         | ns            |   |
| Fall time                                  | $t_f$         | —   | 240   | —         | ns            |   |
| Total gate charge                          | $Q_g$         | —   | 130   | —         | nC            | $V_{DD} = 400 \text{ V}$  |
| Gate to source charge                      | $Q_{gs}$      | —   | 25    | —         | nC            | $V_{GS} = 10 \text{ V}$   |
| Gate to drain charge                       | $Q_{gd}$      | —   | 50    | —         | nC            | $I_D = 50 \text{ A}$  |
| Body-drain diode forward voltage           | $V_{DF}$      | —   | 1.05  | 1.6       | V             | $I_F = 50 \text{ A}$ , $V_{GS} = 0 \text{ V}$ <sup>Note4</sup>                            |
| Body-drain diode reverse recovery time     | $t_{rr}$      | —   | 230   | —         | ns            | $I_F = 50 \text{ A}$ , $V_{GS} = 0$   |
| Body-drain diode reverse recovery charge   | $Q_{rr}$      | —   | 1.5   | —         | $\mu\text{C}$ | $diF/dt = 100 \text{ A}/\mu\text{s}$  |

Notes: 4. Pulse test

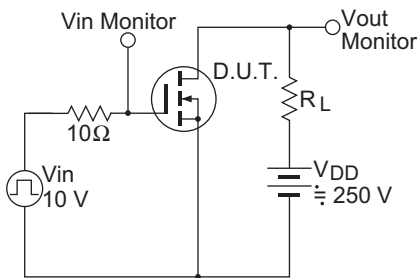
Main Characteristics



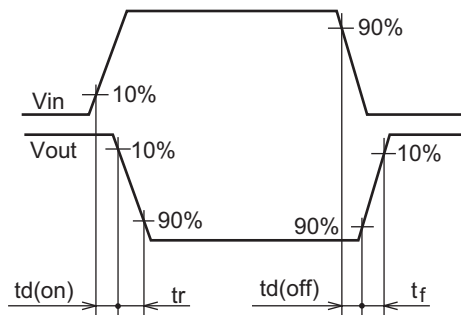




Switching Time Test Circuit

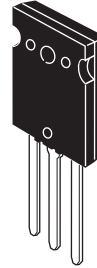
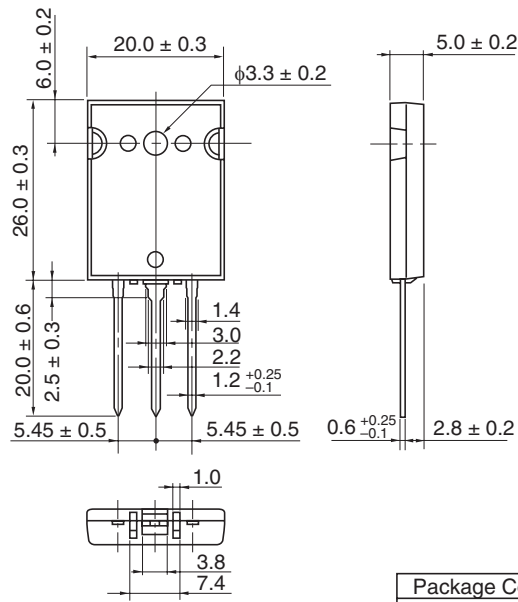


Waveform



Package Dimensions

As of January, 2003  
Unit: mm



|                        |        |
|------------------------|--------|
| Package Code           | TO-3PL |
| JEDEC                  | —      |
| JEITA                  | —      |
| Mass (reference value) | 9.9 g  |

Ordering Information

| Part Name | Quantity | Shipping Container |
|-----------|----------|--------------------|
| H5N5016PL | 100 pcs  | Plastic case       |

Note: For some grades, production may be terminated. Please contact the Renesas sales office to check the state of production before ordering the product.

**Keep safety first in your circuit designs!**

1. Renesas Technology Corp. puts the maximum effort into making semiconductor products better and more reliable, but there is always the possibility that trouble may occur with them. Trouble with semiconductors may lead to personal injury, fire or property damage. Remember to give due consideration to safety when making your circuit designs, with appropriate measures such as (i) placement of substitutive, auxiliary circuits, (ii) use of nonflammable material or (iii) prevention against any malfunction or mishap.

**Notes regarding these materials**

1. These materials are intended as a reference to assist our customers in the selection of the Renesas Technology Corp. product best suited to the customer's application; they do not convey any license under any intellectual property rights, or any other rights, belonging to Renesas Technology Corp. or a third party.
2. Renesas Technology Corp. assumes no responsibility for any damage, or infringement of any third-party's rights, originating in the use of any product data, diagrams, charts, programs, algorithms, or circuit application examples contained in these materials.
3. All information contained in these materials, including product data, diagrams, charts, programs and algorithms represents information on products at the time of publication of these materials, and are subject to change by Renesas Technology Corp. without notice due to product improvements or other reasons. It is therefore recommended that customers contact Renesas Technology Corp. or an authorized Renesas Technology Corp. product distributor for the latest product information before purchasing a product listed herein.  
The information described here may contain technical inaccuracies or typographical errors.  
Renesas Technology Corp. assumes no responsibility for any damage, liability, or other loss rising from these inaccuracies or errors.  
Please also pay attention to information published by Renesas Technology Corp. by various means, including the Renesas Technology Corp. Semiconductor home page (<http://www.renesas.com>).
4. When using any or all of the information contained in these materials, including product data, diagrams, charts, programs, and algorithms, please be sure to evaluate all information as a total system before making a final decision on the applicability of the information and products. Renesas Technology Corp. assumes no responsibility for any damage, liability or other loss resulting from the information contained herein.
5. Renesas Technology Corp. semiconductors are not designed or manufactured for use in a device or system that is used under circumstances in which human life is potentially at stake. Please contact Renesas Technology Corp. or an authorized Renesas Technology Corp. product distributor when considering the use of a product contained herein for any specific purposes, such as apparatus or systems for transportation, vehicular, medical, aerospace, nuclear, or undersea repeater use.
6. The prior written approval of Renesas Technology Corp. is necessary to reprint or reproduce in whole or in part these materials.
7. If these products or technologies are subject to the Japanese export control restrictions, they must be exported under a license from the Japanese government and cannot be imported into a country other than the approved destination.  
Any diversion or reexport contrary to the export control laws and regulations of Japan and/or the country of destination is prohibited.
8. Please contact Renesas Technology Corp. for further details on these materials or the products contained therein.



**RENESAS SALES OFFICES**

<http://www.renesas.com>

**Renesas Technology America, Inc.**

450 Holger Way, San Jose, CA 95134-1368, U.S.A  
Tel: <1> (408) 382-7500 Fax: <1> (408) 382-7501

**Renesas Technology Europe Limited.**

Dukes Meadow, Millboard Road, Bourne End, Buckinghamshire, SL8 5FH, United Kingdom  
Tel: <44> (1628) 585 100, Fax: <44> (1628) 585 900

**Renesas Technology Europe GmbH**

Dornacher Str. 3, D-85622 Feldkirchen, Germany  
Tel: <49> (89) 380 70 0, Fax: <49> (89) 929 30 11

**Renesas Technology Hong Kong Ltd.**

7/F., North Tower, World Finance Centre, Harbour City, Canton Road, Hong Kong  
Tel: <852> 2265-6688, Fax: <852> 2375-6836

**Renesas Technology Taiwan Co., Ltd.**

FL 10, #99, Fu-Hsing N. Rd., Taipei, Taiwan  
Tel: <886> (2) 2715-2888, Fax: <886> (2) 2713-2999

**Renesas Technology (Shanghai) Co., Ltd.**

26/F., Ruijin Building, No.205 Maoming Road (S), Shanghai 200020, China  
Tel: <86> (21) 6472-1001, Fax: <86> (21) 6415-2952

**Renesas Technology Singapore Pte. Ltd.**

1, Harbour Front Avenue, #06-10, Keppel Bay Tower, Singapore 098632  
Tel: <65> 6213-0200, Fax: <65> 6278-8001

