



HA8550S

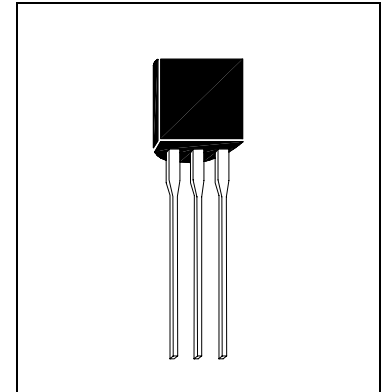
PNP EPITAXIAL PLANAR TRANSISTOR

Description

The HA8550S is designed for general purpose amplifier applications.

Features

- High DC Current Gain ($h_{FE}=100\sim 500$ at $I_C=150\text{mA}$)
- Complementary to HA8050S



Absolute Maximum Ratings

- Maximum Temperatures
 Storage Temperature -55 ~ +150 °C
 Junction Temperature +150 °C Maximum
- Maximum Power Dissipation
 Total Power Dissipation ($T_a=25^\circ\text{C}$) 625 mW
- Maximum Voltages and Currents ($T_a=25^\circ\text{C}$)
 VCBO Collector to Base Voltage -25 V
 VCEO Collector to Emitter Voltage -20 V
 VEBO Emitter to Base Voltage -5 V
 IC Collector Current -700 mA

Characteristics ($T_a=25^\circ\text{C}$)

Symbol	Min.	Typ.	Max.	Unit	Test Conditions
BVCBO	-25	-	-	V	$I_C=-10\mu\text{A}$
BVCEO	-20	-	-	V	$I_C=-1\text{mA}$
BVEBO	-5	-	-	V	$I_E=-10\mu\text{A}$
ICBO	-	-	-1	μA	$V_{CB}=-20\text{V}$
*VCE(sat)	-	-	-0.5	V	$I_C=-0.5\text{A}$, $I_B=-50\text{mA}$
VBE(on)	-	-	-1	V	$V_{CE}=-1\text{V}$, $I_C=-150\text{mA}$
*hFE1	100	-	500		$V_{CE}=-1\text{V}$, $I_C=-150\text{mA}$
*hFE2	-	170	-		$V_{CE}=-1\text{V}$, $I_C=-500\text{mA}$
FT	150	-	-	MHz	$V_{CE}=-10\text{V}$, $I_C=-20\text{mA}$, $f=100\text{MHz}$
Cob	-	-	10	pF	$V_{CB}=-10\text{V}$, $f=1\text{MHz}$

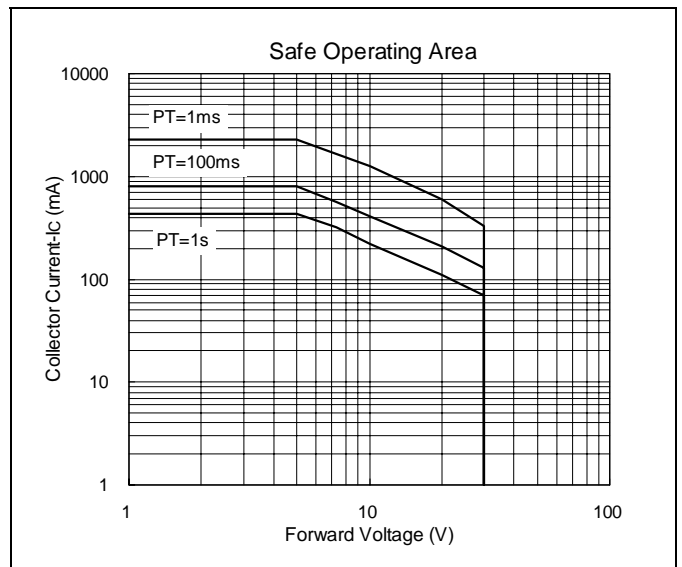
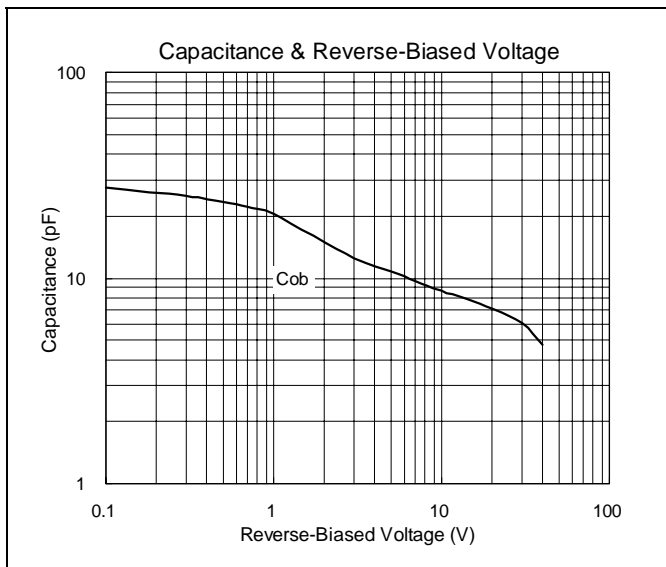
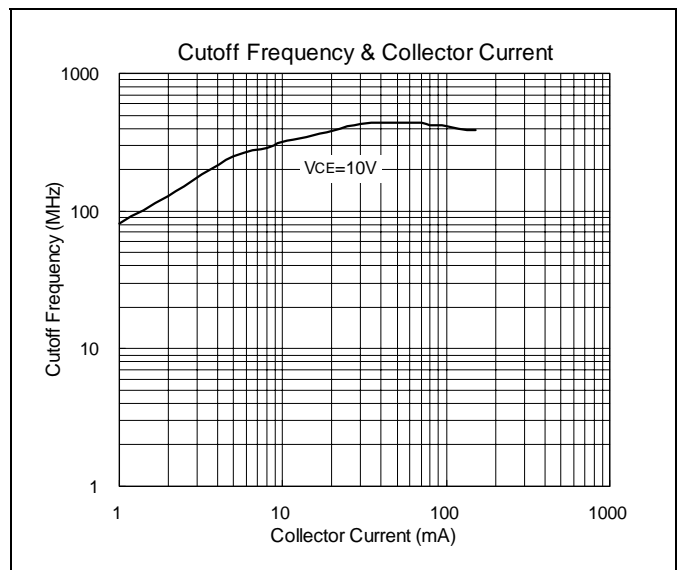
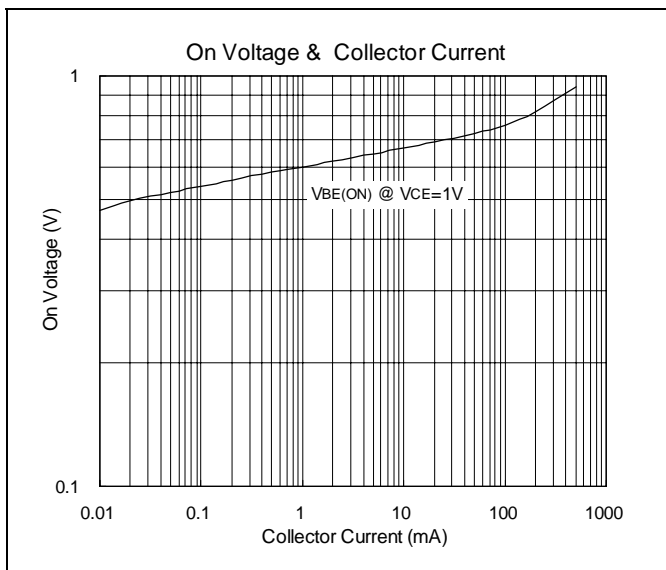
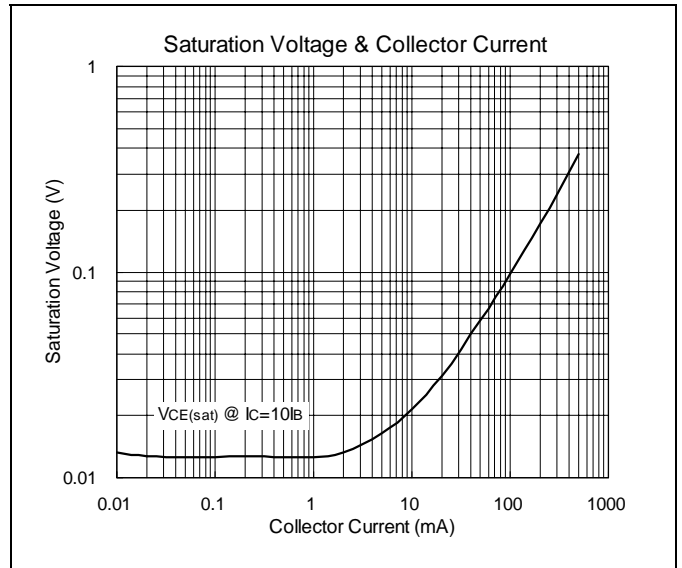
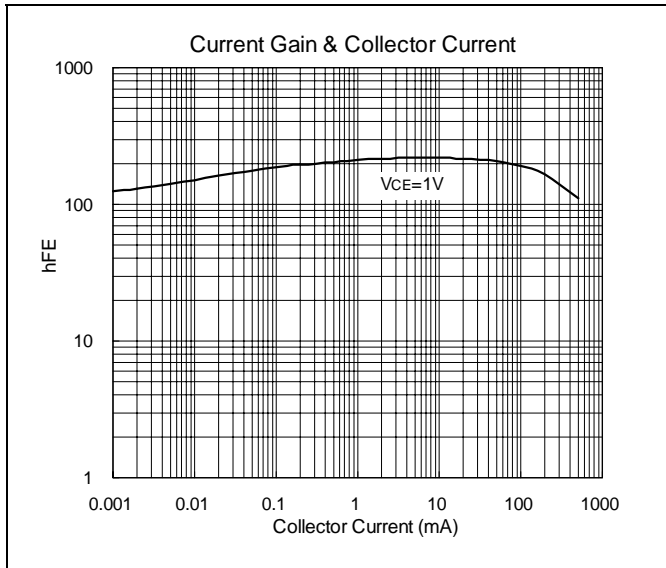
*Pulse Test : Pulse Width $\leq 380\mu\text{s}$, Duty Cycle $\leq 2\%$

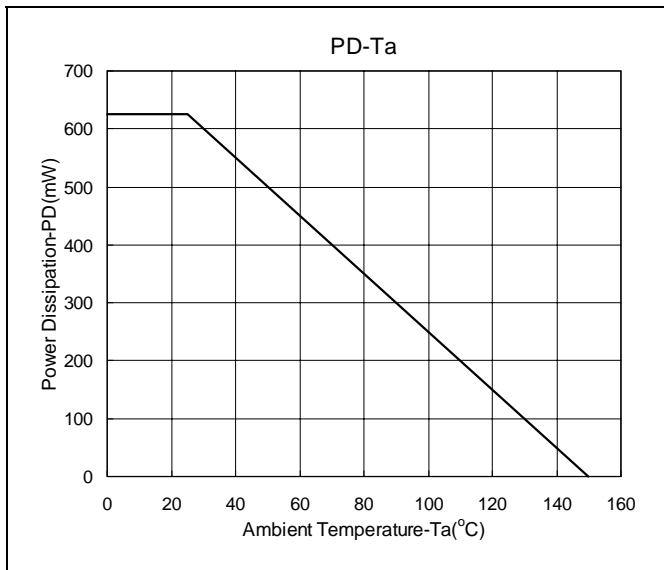
Classification on hFE

Rank	C	D	E
hFE1	100~200	150~300	250~500



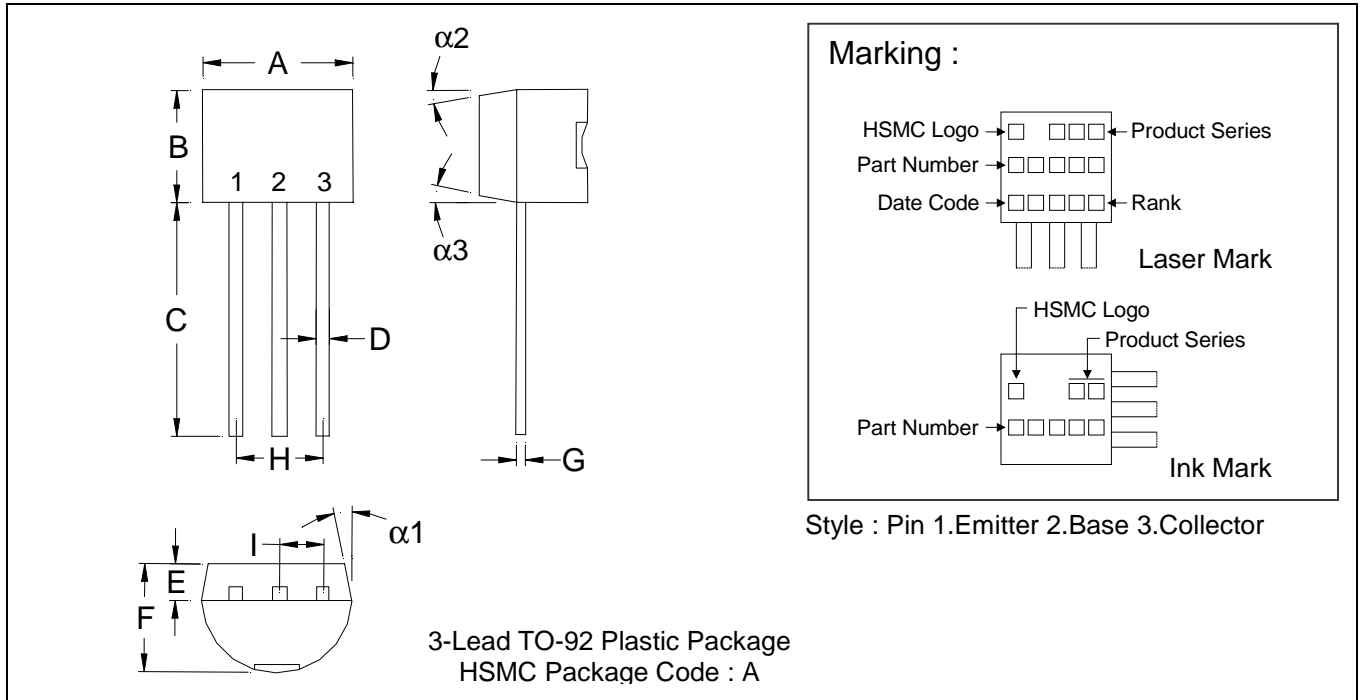
Characteristics Curve







TO-92 Dimension



*:Typical

DIM	Inches		Millimeters		DIM	Inches		Millimeters	
	Min.	Max.	Min.	Max.		Min.	Max.	Min.	Max.
A	0.1704	0.1902	4.33	4.83	G	0.0142	0.0220	0.36	0.56
B	0.1704	0.1902	4.33	4.83	H	-	*0.1000	-	*2.54
C	0.5000	-	12.70	-	I	-	*0.0500	-	*1.27
D	0.0142	0.0220	0.36	0.56	α1	-	*5°	-	*5°
E	-	*0.0500	-	*1.27	α2	-	*2°	-	*2°
F	0.1323	0.1480	3.36	3.76	α3	-	*2°	-	*2°

Notes : 1.Dimension and tolerance based on our Spec. dated Apr. 25,1996.
 2.Controlling dimension : millimeters.
 3.Maximum lead thickness includes lead finish thickness, and minimum lead thickness is the minimum thickness of base material.
 4.If there is any question with packing specification or packing method, please contact your local HSMC sales office.

Material :

- Lead : 42 Alloy ; solder plating
- Mold Compound : Epoxy resin family, flammability solid burning class:UL94V-0

Important Notice:

- All rights are reserved. Reproduction in whole or in part is prohibited without the prior written approval of HSMC.
- HSMC reserves the right to make changes to its products without notice.
- **HSMC semiconductor products are not warranted to be suitable for use in Life-Support Applications, or systems.**
- HSMC assumes no liability for any consequence of customer product design, infringement of patents, or application assistance.

Head Office And Factory :

- **Head Office** (Hi-Sincerity Microelectronics Corp.) : 10F.,No. 61, Sec. 2, Chung-Shan N. Rd. Taipei Taiwan R.O.C.
 Tel : 886-2-25212056 Fax : 886-2-25632712, 25368454
- **Factory 1** : No. 38, Kuang Fu S. Rd., Fu-Kou Hsin-Chu Industrial Park Hsin-Chu Taiwan. R.O.C
 Tel : 886-3-5983621~5 Fax : 886-3-5982931