

### Features

1. Effective for suppressing noise at high frequencies.
2. Suited for preventing the abnormal oscillation from high frequency amplifying circuits.
3. Excellent solder heat resistance for soldering.
4. High reliability in the circuits of high current.
5. Lead Free (RoHS Compliance)

### Applications

1. Noise suppression in digital equipments.
2. Computers and peripheral devices, VCR and camera.
3. Noise suppression in automotive electronic equipment, car stereo, car engine controller.
4. Noise suppression for OA electronic instruments.

### Ordering Information

**SHB** - **1**    **M**    **1608**    -    **102**    **J**    **T**  
 (1)                    (2)                    (3)                    (4)    (5)    (6)

#### (1) Series

SHB : For Signal line

#### (2) Material & Design

S, B : For high speed  
 M : For high impedance type  
 T : For Low speed

#### (3) Dimension

First two digits : length (mm)  
 Last two digits : width (mm)

#### (4) Impedance (at 100MHz)

First two digits are impedance values.  
 Last digit is the number of zeros

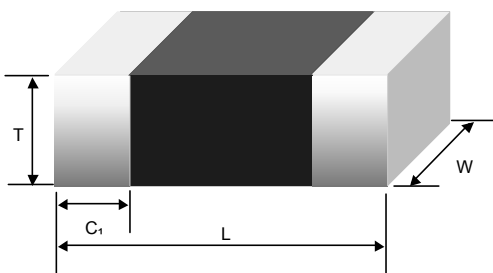
#### (5) Termination

J : Nickel barrier

#### (6) Packaging

B : Bulk package  
 T : Tape & Reel ( $\Phi 178\text{mm}$  [ 7 inches ])  
 L : Tape & Reel ( $\Phi 254\text{mm}$  [ 10 inches ])

### Shape and Dimensions



Unit : mm [inches]

Type	L	W	T	C
SHB-1□1608-	1.6±0.15 [.063±.006]	0.8±0.15 [.031±.006]	0.8±0.15 [.031±.006]	0.30±0.20 [.012±.008]

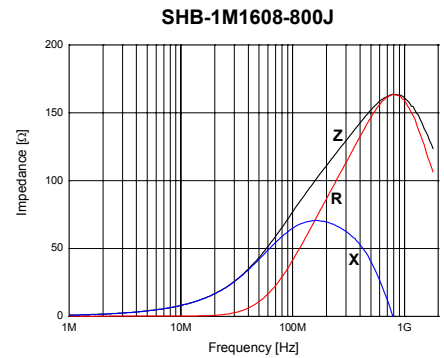
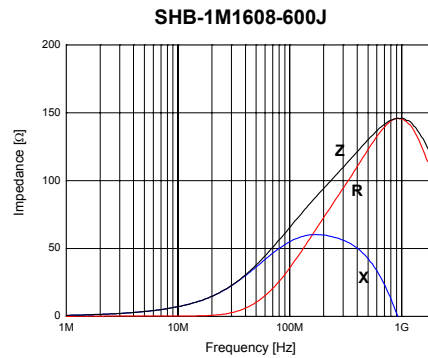
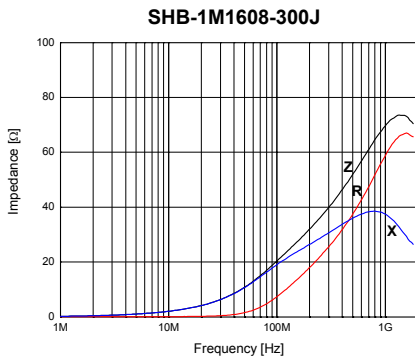
### Electrical Parameters

Part No.	Z  at 100MHz(Ω)		DC Resistance (Ω) max.	Rated current (mA) max.
	typ.	min.		
SHB-1M1608-300□□	30	22	0.08	500
SHB-1M1608-600□□	60	45	0.09	200
SHB-1M1608-800□□	80	60	0.10	200
SHB-1M1608-121□□	120	90	0.12	200
SHB-1M1608-221□□	220	165	0.20	200
SHB-1M1608-301□□	300	225	0.30	200
SHB-1M1608-501□□	500	375	0.40	200
SHB-1M1608-601□□	600	450	0.40	200
SHB-1M1608-801□□	800	600	0.60	200
SHB-1M1608-102□□	1000	750	0.60	150
SHB-1S1608-100□□	10	7.5	0.05	300
SHB-1S1608-200□□	20	15	0.12	300
SHB-1S1608-300□□	30	22	0.12	300
SHB-1S1608-400□□	40	30	0.12	300
SHB-1S1608-550□□	55	42	0.15	200
SHB-1S1608-800□□	80	60	0.25	200
SHB-1S1608-121□□	120	90	0.25	200
SHB-1S1608-221□□	220	165	0.40	200
SHB-1T1608-260□□	26	20	0.05	500
SHB-1T1608-300□□	30	22	0.05	500
SHB-1T1608-600□□	60	45	0.10	400
SHB-1T1608-800□□	80	60	0.10	300
SHB-1T1608-121□□	120	90	0.20	250
SHB-1T1608-221□□	220	165	0.30	200
SHB-1T1608-301□□	300	225	0.35	200
SHB-1T1608-331□□	330	250	0.35	200
SHB-1T1608-601□□	600	450	0.50	200
SHB-1T1608-102□□	1000(at 60MHz)	750	0.70	200
SHB-1T1608-202□□	2000(at 70MHz)	1500	1.20	100
SHB-1B1608-222□□	2200	1650	0.85	200

※ Parts with other electrical characteristics available upon request.

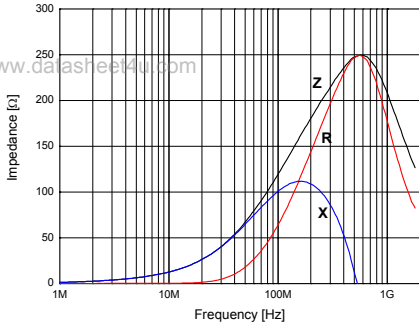
※ Test equipment : HP4291 + HP16192A

### Electrical Characteristic Curves

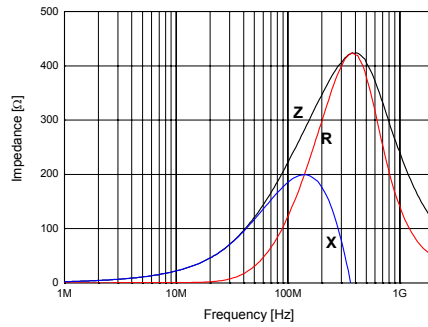


\*All specifications are subject to change without notice.

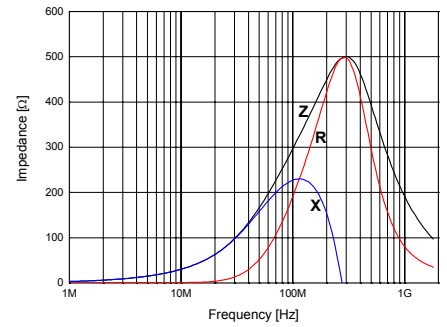
**SHB-1M1608-121J**



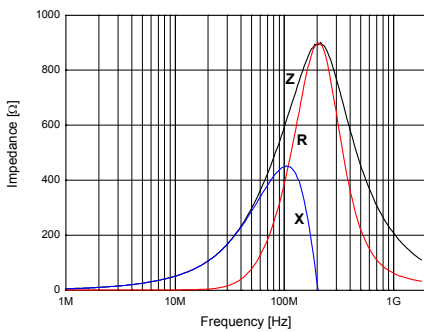
**SHB-1M1608-221J**



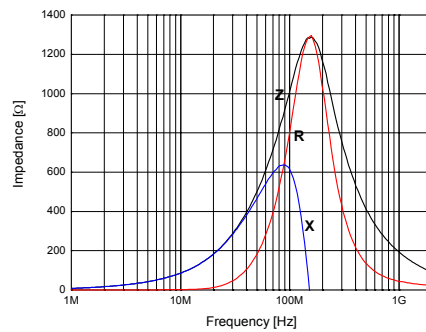
**SHB-1M1608-301J**



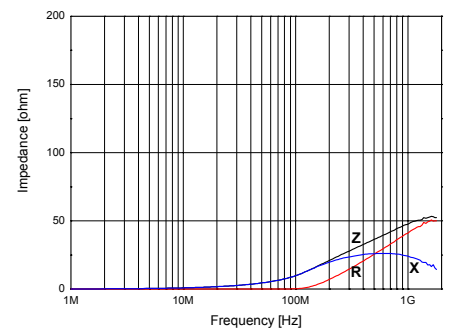
**SHB-1M1608-601J**



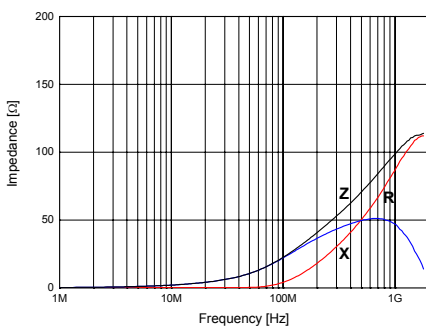
**SHB-1M1608-102J  
HB-1M1608-102J**



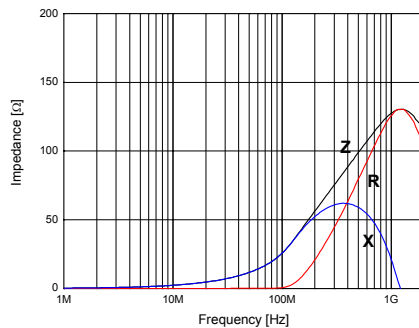
**SHB-1S1608-100J**



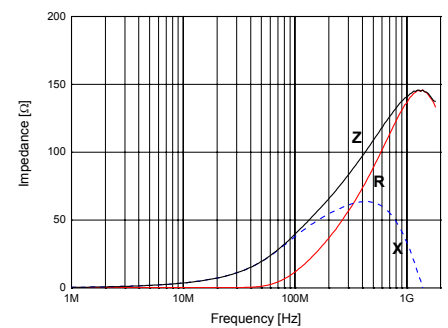
**SHB-1S1608-200J**



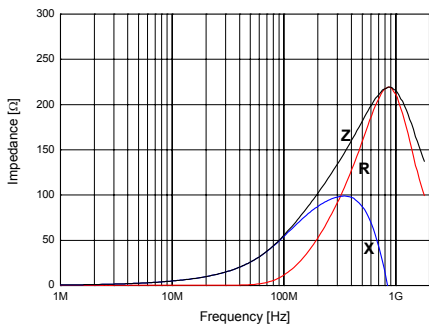
**SHB-1S1608-300J**



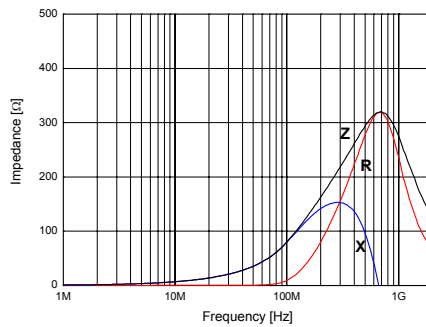
**SHB-1S1608-400J**



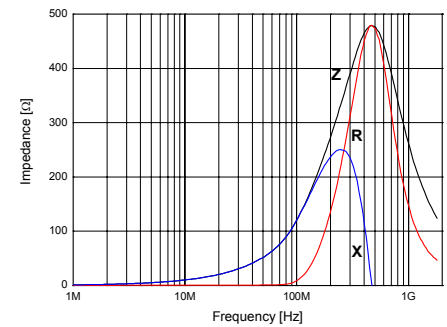
**SHB-1S1608-550J**



**SHB-1S1608-800J**

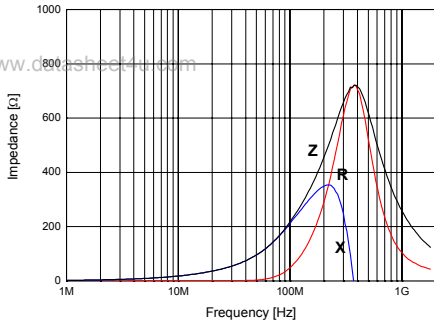


**SHB-1S1608-121J**

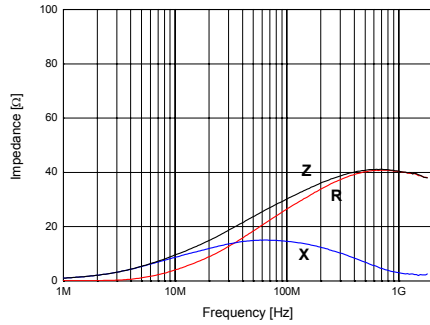


\*All specifications are subject to change without notice.

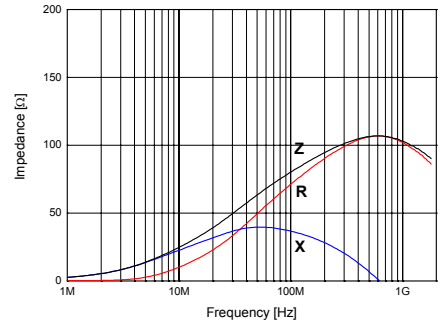
**SHB-1S1608-221J**



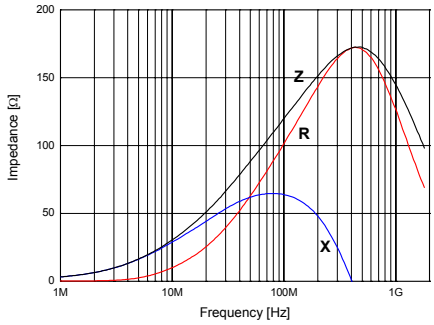
**SHB-1T1608-300J**



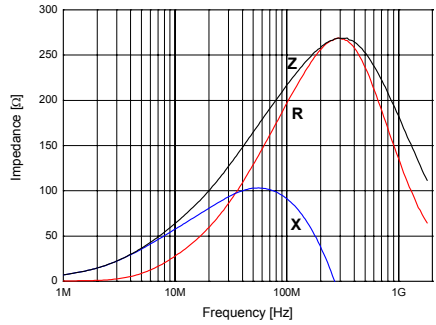
**SHB-1T1608-800J**



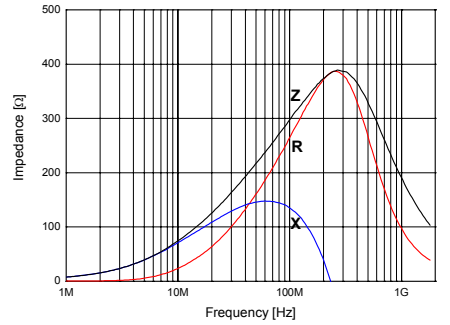
**SHB-1T1608-121J**



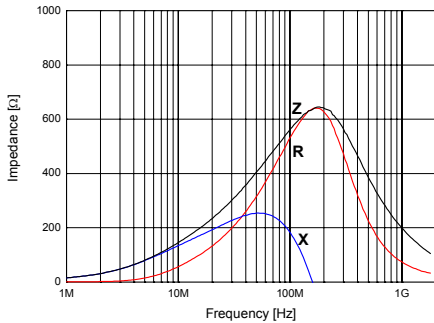
**SHB-1T1608-221J**



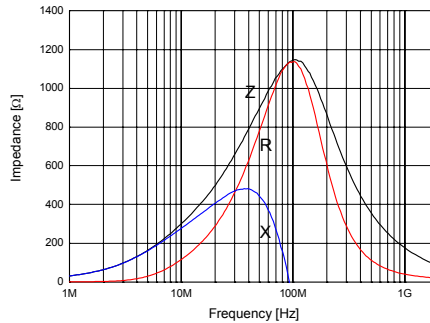
**SHB-1T1608-301J**



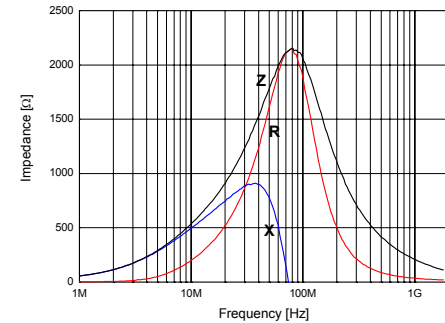
**SHB-1T1608-601J**



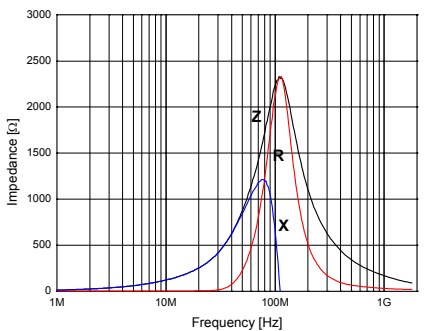
**SHB-1T1608-102J**



**SHB-1T1608-202J**



**SHB-1B1608-222J**



\*All specifications are subject to change without notice.