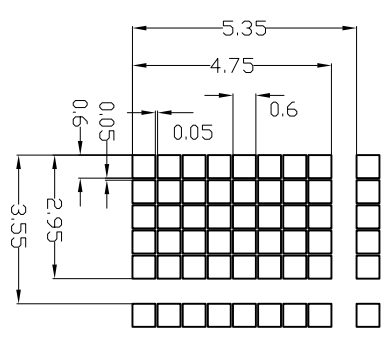
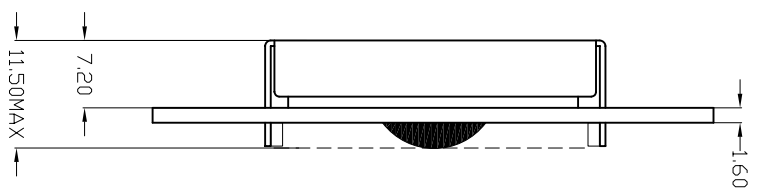
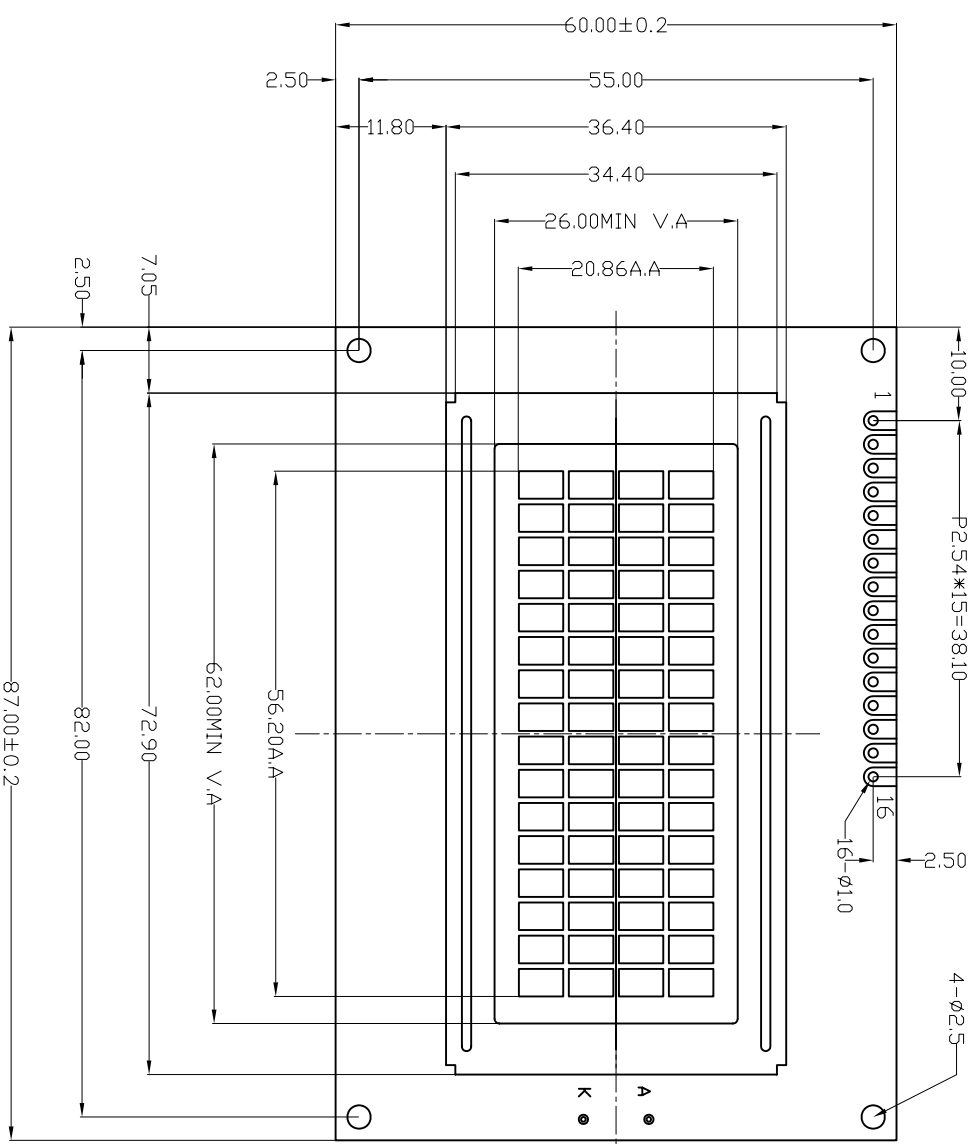


REV.	CHANGE CONTENT	BY	DATE



NO.	SYMBOL	DESCRIPTION
1	VSS	GROUND
2	VDD	POWER SUPPLY FOR LOGIC AND LCD
3	V0	OPERATING VOLTAGE FOR LCD
4	RS	DATA/INSTRUCTION SELECT
5	R/W	READ/WRITE SELECT
6	E	ENABLE SIGNAL
7-14	DB0-DB7	DATA BUS
15	A	POWER SUPPLY FOR LED B(L&D)
16	K	POWER SUPPLY FOR LED B(L&D)

NOTE:

1. DISPLAY TYPE: STN-Y/G-POSITIVE
2. DISPLAY MODE: TRANSFLECTIVE
3. DRIVE METHOD: 1/16 DUTY, 1/5 BIAS, 4.6V Vop, 5V VDD
4. VIEWING DIR.: 6:00
5. OP. TEMP.: -20°C~70°C
6. ST. TEMP.: -30°C~80°C
7. BACKLIGHT: COLOR-Y/G, 4.2±0.2V, 180mA, MIN. 80CD/m<sup>2</sup>
8. DRIVER IC: S6A00069, S6A00065

TOLERANCE		HTDISPLAY CO., LTD.		DRAWING No.: HC16040C-VF&2L-VA	
>0~6	±0.10	DESIGN	LZM	05.12.17	STANDARD
>6~80	±0.20	CHECKED			TECHNOLOGY
>80~240	±0.30	APPROVED			QA
>240~400	±0.50				
// 1.0	±0.10				