

Radiation Hardened Octal D-Type Flip-Flop, Three-State, Positive Edge Triggered

Intersil's Satellite Applications Flow™ (SAF) devices are fully tested and guaranteed to 100kRAD total dose. These QML Class T devices are processed to a standard flow intended to meet the cost and shorter lead-time needs of large volume satellite manufacturers, while maintaining a high level of reliability.

The Intersil HCTS374T is a Radiation Hardened Non-Inverting Octal D-type, Positive Edge Triggered Flip-Flop with three-state outputs. The eight flip-flops enter data into their registers on the LOW-to-HIGH transition of the clock (CP). Data is also transferred to the outputs during this transition. The output enable (\overline{OE}) controls the three-state outputs and is independent of the register operation. When the output enable is high, the outputs are in the high impedance state.

Specifications

Specifications for Rad Hard QML devices are controlled by the Defense Supply Center in Columbus (DSCC). The SMD numbers listed below must be used when ordering.

Detailed Electrical Specifications for the HCTS374T are contained in SMD 5962-95748. A "hot-link" is provided from our website for downloading.

www.intersil.com/spacedefense/newsafclasst.asp

Intersil's Quality Management Plan (QM Plan), listing all Class T screening operations, is also available on our website.

www.intersil.com/quality/manuals.asp

Ordering Information

| ORDERING NUMBER | PART NUMBER | TEMP. RANGE (°C) |
|-----------------|-------------|------------------|
| 5962R9574801TRC | HCTS374DTR | -55 to 125 |
| 5962R9574801TXC | HCTS374KTR | -55 to 125 |

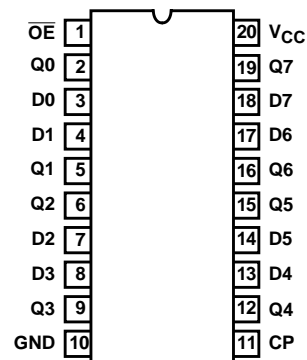
NOTE: **Minimum order quantity for -T is 150 units through distribution, or 450 units direct.**

Features

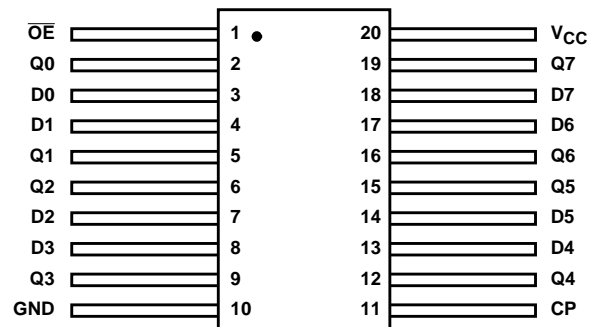
- QML Class T, Per MIL-PRF-38535
- Radiation Performance
 - Gamma Dose (γ) 1×10^5 RAD(Si)
 - Latch-Up Free Under Any Conditions
 - SEP Effective LET No Upsets: >100 MEV-cm²/mg
 - Single Event Upset (SEU) Immunity $< 2 \times 10^{-9}$ Errors/Bit-Day (Typ)
- 3 Micron Radiation Hardened SOS CMOS
- Fanout (Over Temperature Range)
 - Bus Driver Outputs - 15 LSTTL Loads
- Significant Power Reduction Compared to LSTTL ICs
- DC Operating Voltage Range: 4.5V to 5.5V
- LSTTL Input Compatibility
 - $V_{IL} = 0.8V$ Max
 - $V_{IH} = V_{CC}/2$ Min
- Input Current Levels $I_i \leq 5mA$ at V_{OL}, V_{OH}

Pinouts

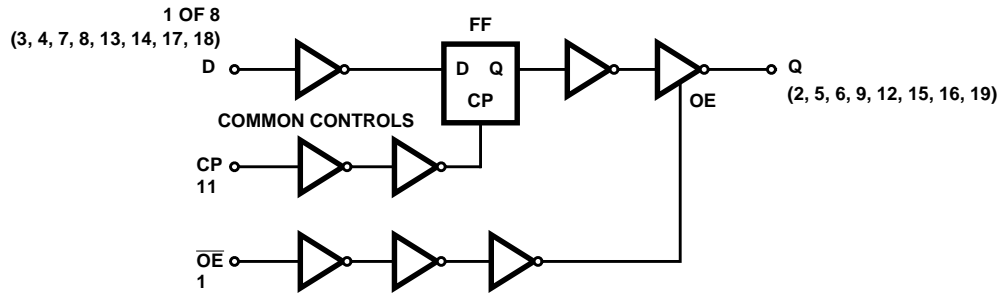
HCTS374T (SBDIP), CDIP2-T20
TOP VIEW





HCTS374T (FLATPACK), CDFP4-F20
TOP VIEW



Functional Diagram



TRUTH TABLE


| INPUTS | | | OUTPUTS |
|--------|---|----|---------|
| OE | CP | Dn | Qn |
| L |  | H | H |
| L |  | L | L |
| L | L | X | Q0 |
| H | X | X | Z |

H =High Level (Steady State).

L =Low Level (Steady State).

X =Immaterial.

Z =High Impedance.

 = Transition from Low to High Level.

Q0 =The level of Q before the indicated input conditions were established.

Die Characteristics

DIE DIMENSIONS:

(2743μm x 2692μm x 533μm ±51μm)
 108 x 106 x 21mils ±2mil

METALLIZATION:

Type: Al Si
 Thickness: 11kÅ ±1kÅ

SUBSTRATE POTENTIAL:

Unbiased (Silicon on Sapphire)

BACKSIDE FINISH:

Sapphire

PASSIVATION:

Type: Silox (SiO₂)
 Thickness: 13kÅ ±2.6kÅ

WORST CASE CURRENT DENSITY:

< 2.0e5 A/cm²

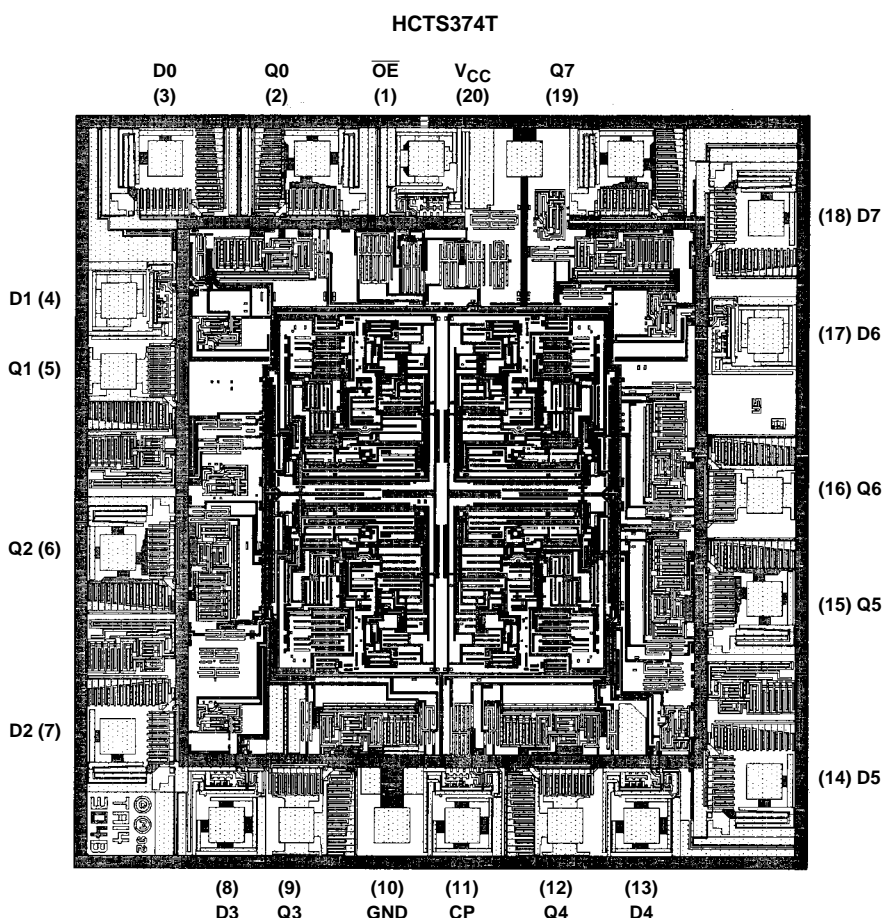
TRANSISTOR COUNT:

468

PROCESS:

CMOS SOS

Metalization Mask Layout



NOTE: The die diagram is a generic plot from a similar HCS device. It is intended to indicate approximate die size and bond pad location. The mask series for the HCTS374 is TA14404A.

All Intersil semiconductor products are manufactured, assembled and tested under **ISO9000** quality systems certification.

Intersil semiconductor products are sold by description only. Intersil Corporation reserves the right to make changes in circuit design and/or specifications at any time without notice. Accordingly, the reader is cautioned to verify that data sheets are current before placing orders. Information furnished by Intersil is believed to be accurate and reliable. However, no responsibility is assumed by Intersil or its subsidiaries for its use; nor for any infringements of patents or other rights of third parties which may result from its use. No license is granted by implication or otherwise under any patent or patent rights of Intersil or its subsidiaries.

For information regarding Intersil Corporation and its products, see web site <http://www.intersil.com>