
HD74HC221

Dual Monostable Multivibrators (with Schmitt Trigger Input)

HITACHI

Description

Each multivibrator features both a negative, A, and a positive, B, transition triggered input, either of which can be used as an inhibit. Also included is a clear input that when taken low resets the one shot. The HD74HC221 can be triggered on the positive transition of the clear while A is held low and B is held high.

This device is a non-retriggerable, and therefore cannot be retriggered until the output pulse times out.










The output pulse equation is simply:

$$t_w = 0.7 \cdot (R_{ext}) \cdot (C_{ext})$$

Features

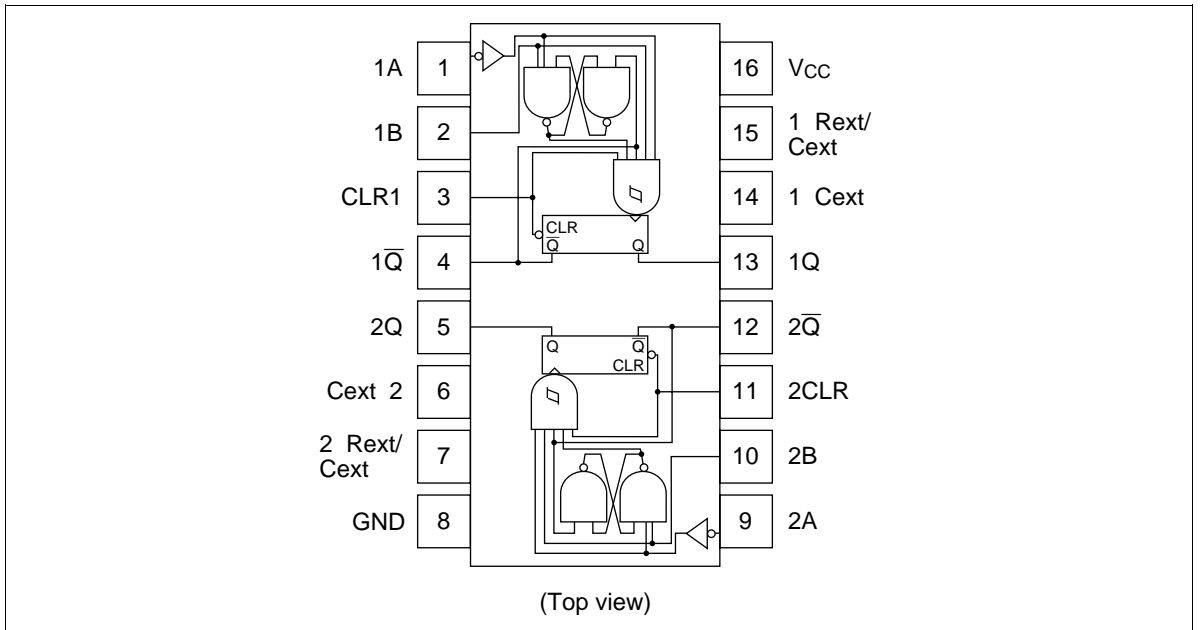
- High Speed Operation
- High Output Current: Fanout of 10 LSTTL Loads
- Wide Operating Voltage: $V_{CC} = 2$ to 6 V
- Low Input Current: 1 μ A max
- Low Quiescent Supply Current

Function Table

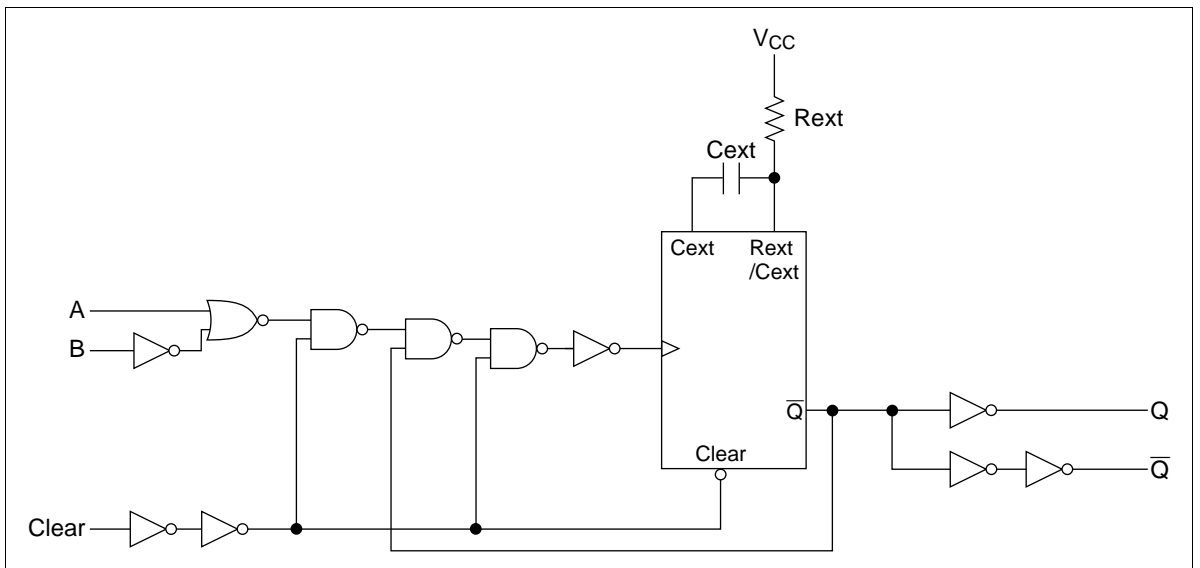
Inputs			Outputs	
Clear	A	B	Q	\bar{Q}
L	X	X	L	H
X	H	X	L	H
X	X	L	L	H
H	L			
H		H		
	L	H		

HD74HC221

Pin Arrangement



Logic Diagram



HITACHI

DC Characteristics

Item	Sym- bol	V _{CC} (V)	Ta = 25°C			Ta = -40 to +85°C		Unit	Test Conditions		
			Min	Typ	Max	Min	Max				
Input voltage	V _{IH}	2.0	1.5	—	—	1.5	—	V			
		4.5	3.15	—	—	3.15	—				
		6.0	4.2	—	—	4.2	—				
	V _{IL}	2.0	—	—	0.5	—	0.5			V	
		4.5	—	—	1.35	—	1.35				
		6.0	—	—	1.8	—	1.8				
Output voltage	V _{OH}	2.0	1.9	2.0	—	1.9	—	V	Vin = V _{IH} or V _{IL}		I _{OH} = -20 μA
		4.5	4.4	4.5	—	4.4	—				
		6.0	5.9	6.0	—	5.9	—				
		4.5	4.18	—	—	4.13	—			I _{OH} = -4 mA	
		6.0	5.68	—	—	5.63	—			I _{OH} = -5.2 mA	
	V _{OL}	2.0	—	0.0	0.1	—	0.1	V	Vin = V _{IH} or V _{IL}	I _{OL} = 20 μA	
		4.5	—	0.0	0.1	—	0.1				
		6.0	—	0.0	0.1	—	0.1				
		4.5	—	—	0.26	—	0.33				I _{OL} = 4 mA
		6.0	—	—	0.26	—	0.33				I _{OL} = 5.2 mA
Input current	I _{in}	6.0	—	—	±0.1	—	±1.0	μA	Vin = V _{CC} or GND		
Quiescent supply current	I _{CC}	6.0	—	—	130	—	220	μA	Vin = V _{CC} or GND	I _{out} = 0 μA	
		6.0	—	—	130	—	220			Rext/Cent = 0.5 V _{CC}	

HD74HC221

AC Characteristics ($C_L = 50$ pF, Input $t_r = t_f = 6$ ns)

Item	Symbol	V_{CC} (V)	$T_a = 25^\circ\text{C}$		$T_a = -40$ to $+85^\circ\text{C}$		Unit	Test Conditions			
			Min	Typ	Max	Min			Max		
Trigger propagation delay time	t_{PLH}	2.0	—	—	210	—	265	ns	A, B or Clear to Q		
		4.5	—	—	42	—	53				
		6.0	—	—	36	—	45				
	t_{PHL}	2.0	—	—	240	—	300			ns	A, B or Clear to \bar{Q}
		4.5	—	—	48	—	60				
		6.0	—	—	41	—	51				
Propagation delay time	t_{PHL}	2.0	—	—	170	—	215	ns	Clear to Q		
		4.5	—	—	34	—	43				
		6.0	—	—	29	—	37				
	t_{PLH}	2.0	—	—	180	—	225			ns	Clear to \bar{Q}
		4.5	—	—	36	—	45				
		6.0	—	—	31	—	38				
Pulse width	t_w	2.0	80	—	—	100	—	ns	A, B, Clear		
		4.5	16	—	—	20	—				
		6.0	14	—	—	17	—				
Minimum output pulse width	$t_{WQ(\text{min})}$	2.0	—	1.5	—	—	—	μs	Cext = 28 pF Rext = 6 k Ω		
		4.5	—	450	—	—	—			ns	Rext = 2 k Ω
		6.0	—	380	—	—	—				
Output pulse width	t_{WQ}	4.5	0.63	0.7	0.77	—	—	ms	Cext = 0.1 μF Rext = 10 k Ω		
Output rise/fall time	t_{TLH}	2.0	—	—	75	—	95	ns			
	t_{THL}	4.5	—	—	15	—	19				
		6.0	—	—	13	—	16				
Input capacitance	Cin	—	—	5	10	—	10	pF			

Caution in use: In order to prevent any malfunctions due to noise, connect a high-frequency performance capacitor between V_{CC} and GND, and keep the wiring between the external components and Cext, Rext/Cext pins as short as possible.



Hitachi Code	DP-16
JEDEC	Conforms
EIAJ	Conforms
Weight (reference value)	1.07 g



*Dimension including the plating thickness
Base material dimension

Hitachi Code	FP-16DA
JEDEC	—
EIAJ	Conforms
Weight (reference value)	0.24 g



*Dimension including the plating thickness
Base material dimension

Hitachi Code	FP-16DN
JEDEC	Conforms
EIAJ	Conforms
Weight (reference value)	0.15 g

Cautions

1. Hitachi neither warrants nor grants licenses of any rights of Hitachi's or any third party's patent, copyright, trademark, or other intellectual property rights for information contained in this document. Hitachi bears no responsibility for problems that may arise with third party's rights, including intellectual property rights, in connection with use of the information contained in this document.
2. Products and product specifications may be subject to change without notice. Confirm that you have received the latest product standards or specifications before final design, purchase or use.
3. Hitachi makes every attempt to ensure that its products are of high quality and reliability. However, contact Hitachi's sales office before using the product in an application that demands especially high quality and reliability or where its failure or malfunction may directly threaten human life or cause risk of bodily injury, such as aerospace, aeronautics, nuclear power, combustion control, transportation, traffic, safety equipment or medical equipment for life support.
4. Design your application so that the product is used within the ranges guaranteed by Hitachi particularly for maximum rating, operating supply voltage range, heat radiation characteristics, installation conditions and other characteristics. Hitachi bears no responsibility for failure or damage when used beyond the guaranteed ranges. Even within the guaranteed ranges, consider normally foreseeable failure rates or failure modes in semiconductor devices and employ systemic measures such as fail-safes, so that the equipment incorporating Hitachi product does not cause bodily injury, fire or other consequential damage due to operation of the Hitachi product.
5. This product is not designed to be radiation resistant.
6. No one is permitted to reproduce or duplicate, in any form, the whole or part of this document without written approval from Hitachi.
7. Contact Hitachi's sales office for any questions regarding this document or Hitachi semiconductor products.

HITACHI

Hitachi, Ltd.

Semiconductor & Integrated Circuits.
Nippon Bldg., 2-6-2, Ohte-machi, Chiyoda-ku, Tokyo 100-0004, Japan
Tel: Tokyo (03) 3270-2111 Fax: (03) 3270-5109

URL North America : <http://semiconductor.hitachi.com/>
 Europe : <http://www.hitachi-eu.com/hel/ecg>
 Asia (Singapore) : <http://www.has.hitachi.com.sg/grp3/sicd/index.htm>
 Asia (Taiwan) : http://www.hitachi.com.tw/E/Product/SICD_Frame.htm
 Asia (HongKong) : <http://www.hitachi.com.hk/eng/bo/grp3/index.htm>
 Japan : <http://www.hitachi.co.jp/Sicd/indx.htm>

For further information write to:

Hitachi Semiconductor
(America) Inc.
179 East Tasman Drive,
San Jose, CA 95134
Tel: <1> (408) 433-1990
Fax: <1> (408) 433-0223

Hitachi Europe GmbH
Electronic components Group
Dornacher Straße 3
D-85622 Feldkirchen, Munich
Germany
Tel: <49> (89) 9 9180-0
Fax: <49> (89) 9 29 30 00

Hitachi Europe Ltd.
Electronic Components Group.
Whitebrook Park
Lower Cookham Road
Maidenhead
Berkshire SL6 8YA, United Kingdom
Tel: <44> (1628) 585000
Fax: <44> (1628) 778322

Hitachi Asia Pte. Ltd.
16 Collyer Quay #20-00
Hitachi Tower
Singapore 049318
Tel: 535-2100
Fax: 535-1533

Hitachi Asia Ltd.
Taipei Branch Office
3F, Hung Kuo Building, No.167,
Tun-Hwa North Road, Taipei (105)
Tel: <886> (2) 2718-3666
Fax: <886> (2) 2718-8180

Hitachi Asia (Hong Kong) Ltd.
Group III (Electronic Components)
7/F., North Tower, World Finance Centre,
Harbour City, Canton Road, Tsim Sha Tsui,
Kowloon, Hong Kong
Tel: <852> (2) 735 9218
Fax: <852> (2) 730 0281
Telex: 40815 HITEC HX

Copyright ' Hitachi, Ltd., 1999. All rights reserved. Printed in Japan.

HITACHI