

Features

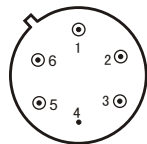
- Built-in buffer amplifier low frequency pulling
- Dual output flexible tuning design
- Perfect tuning linearity thin film hybrid construction
- TO-8E、SMO-8E、SP-1 package
- Operating temperature range: -55°C ~ +85°C

Specifications($T_A=25^\circ\text{C}, V_{CC}=+12\text{V}$)

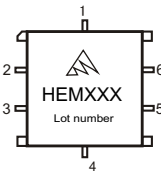
Parameter	Symbol	Unit	Guaranteed	Typical	Test Condition
Frequency Range	$f_L \sim f_H$	MHz	2200~2600	—	$V_T: 0 \sim 18\text{V}$
Main Output	P_{O1}	dBm	≥ 10	12	—
Aux Output	P_{O2}	dBm	—	0	$V_T=10\text{V}$
Power Output Variation	ΔP_o	dB	$\leq \pm 1.5$	± 1.0	$f_{L-H}: 2200 \sim 2600\text{MHz}$
Tuning Voltage	V_T	V	0~18	—	—
Pushing	K_{VC}	MHz/V	—	3.0	$V_{CC}=11 \sim 13\text{V}, V_T=10\text{V}$
Spurious	R_{fs}	dBc	≤ -70	—	$f_{L-H}: 2200 \sim 2600\text{MHz}$
Harmonics	R_{fn}	dBc	—	-25	$f_{L-H}: 2200 \sim 2600\text{MHz}$
SSB Phase Noise	S_ϕ	dBc/Hz	—	-90	$V_T=10\text{V}, f_m=10\text{KHz}$
Frequency Drift	Δf	MHz	—	40	$V_T=10\text{V}, T_A: -55 \sim +85^\circ\text{C}$
Current	I_{CC}	mA	—	70	—
Tuning Port Capacitance	C_T	pF	—	90	—

Absolute Ratings

- Maximum DC Voltage : +15V
- Maximum Tuning Voltage : +30V
- Minimum Tuning Voltage : -0.7V
- Maximum Storage Temp: +125°C



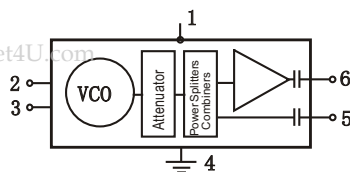
TO-8E



SMO-8E

Application Notes

- 1.This device is only an oscillator; an external buffer amplifier or isolator is required to lower the frequency pulling
- 2.See assembly section for mounting information
- 3.ESD observe handling precautions
- 4.Pin 2 can be used as another tuning port if necessary



- 1. V_{CC}
- 2. GND
- 3. V_T
- 4. GND
- 5. P_{O2}
- 6. P_{O1}

Typical Performance

