

HER301 THRU HER308

HIGH EFFICIENCY RECTIFIERS

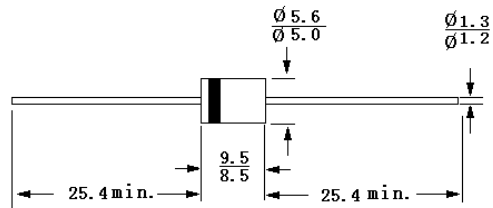
Reverse Voltage – 50 to 1000 Volts

Forward Current – 3.0 Amperes

Features

- Plastic package has Underwriters Laboratory Flammability Classification 94V-O utilizing Flame Retardant Epoxy Molding Compound.
- Void-free Plastic in DO-201AD package.
- 3.0 amperes operation at $T_a = 55^\circ\text{C}$ with no thermal runaway
- Ultra Fast switching for high efficiency.

DO-201AD



Dimensions in mm

Mechanical Data

- **Case:** Molded plastic, DO-201AD
- **Polarity:** Band denotes cathode
- **Lead:** Axial leads, solderable per MIL-STD-202 method 208 guaranteed
- **Mounting Position:** Any

MAXIMUM RATINGS AND ELECTRICAL CHARACTERISTICS

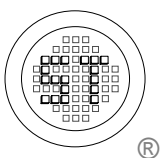
Ratings at 25°C ambient temperature unless otherwise specified. Single phase, half wave, 60Hz, resistive or inductive load.

	Symbols	HER 301	HER 302	HER 303	HER 304	HER 305	HER 306	HER 307	HER 308	Units
Maximum repetitive peak reverse voltage	V_{RRM}	50	100	200	300	400	600	800	1000	Volts
Maximum RMS voltage	V_{RMS}	35	70	140	210	280	420	560	700	Volts
Maximum DC blocking voltage	V_{DC}	50	100	200	300	400	600	800	1000	Volts
Maximum average forward rectified current at $T_A = 55^\circ\text{C}$	I_O	3.0								Amps
Peak forward surge current 8.3ms single half sine-wave superimposed on rated load (JEDEC method)	I_{FSM}	150								Amps
Maximum instantaneous forward voltage at 3.0A DC	V_F	1.0		1.3		1.7				Volts
Maximum reverse current $T_J = 25^\circ\text{C}$ at rated reverse voltage $T_J = 100^\circ\text{C}$	I_R	10								μAmps
		500								
Maximum reverse recovery time (Note 1)	T_{rr}	50				75				nSec
Typical junction capacitance (Note 2)	C_J	75				50				pF
Typical junction resistance (Note 3)	$R_{\theta JA}$	60								$^\circ\text{C/W}$
Operating and storage temperature range	T_J, T_{STG}	-55 to +150								$^\circ\text{C}$

Notes: 1. Test Conditions: $I_F = 0.5\text{A}$, $I_R = -1.0\text{A}$, $I_{RR} = -0.25\text{A}$.


2. Measured at 1 MHz and applied reverse voltage of 4.0 volts.

3. Thermal resistance from junction to ambient and from junction to lead length 0.375" (9.5mm) P.C.B. mounted.



SEMTECH ELECTRONICS LTD.

(Subsidiary of Semtech International Holdings Limited, a company listed on the Hong Kong Stock Exchange, Stock Code: 724)



ISO/TS 16949 : 2002
Certificate No. 05103



ISO 14001
Certificate No. 7116

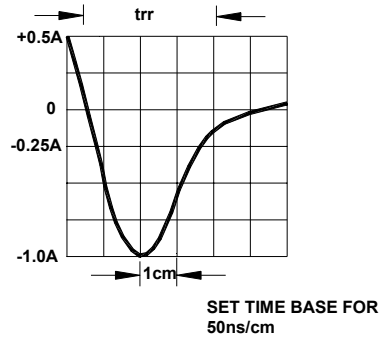
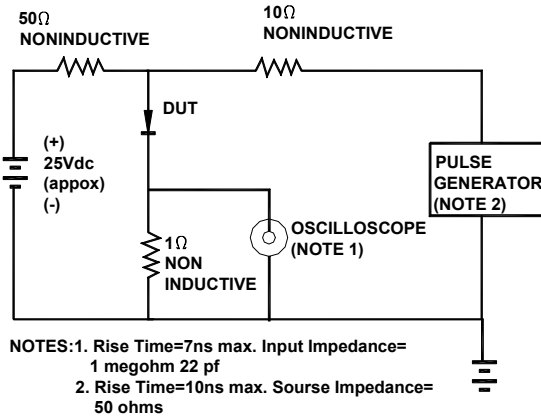


ISO 9001 : 2000
Certificate No. 5509-1009-01-002-004

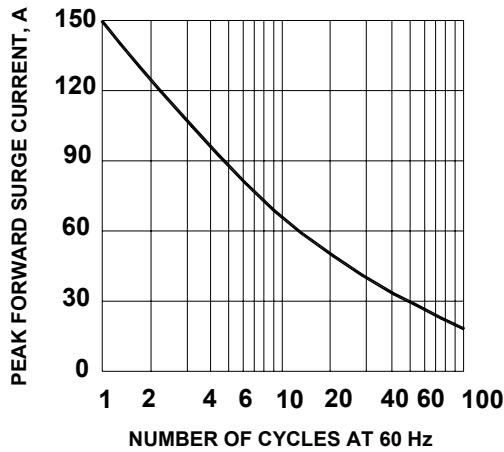
Dated : 12/04/2003

HER301 THRU HER308

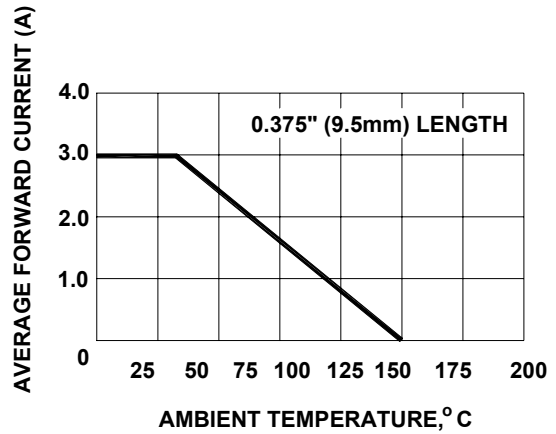
REVERSE RECOVERY TIME CHARACTERISTIC AND TEST CIRCUIT DIAGRAM



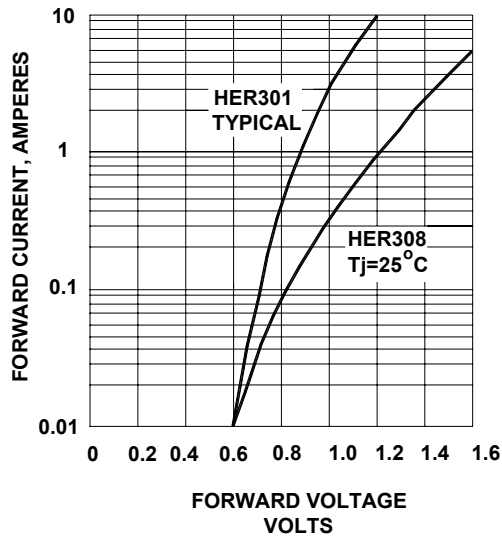
PEAK FORWARD SURGE CURRENT



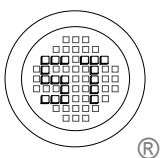
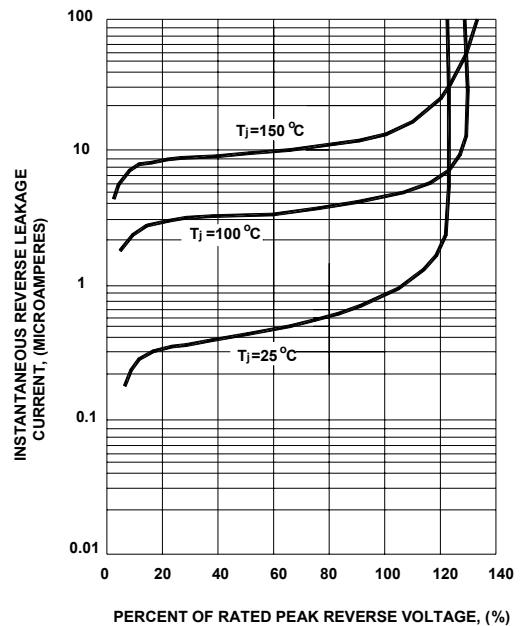
TYPICAL FORWARD CURRENT DERATING



FORWARD CHARACTERISTICS




TYPICAL REVERSE LEAKAGE CHARACTERISTICS



SEMTECH ELECTRONICS LTD.

(Subsidiary of Semtech International Holdings Limited, a company listed on the Hong Kong Stock Exchange, Stock Code: 724)



Dated : 12/04/2003