

HF9313**HALF-SIZE CRYSTAL CAN HIGH TEMPERATURE
HERMETICALLY SEALED RELAY****Features**

- Ambient temperature can be 180°C
- High pure nitrogen protection
- High ambient applicability
- All metal welded construction
- Hermetically welded and marked by laser

Conform to GJB1042A-2002 (Equivalent to MIL-R-5757)

AMBIENT ADAPTABILITY

Ambient Temperature	-65°C to 180°C	
Humidity	98%, 40°C	
Low Air Pressure	4.4KPa	
Vibration Resistance	Frequency	10Hz to 3000Hz
	Acceleration	294m/s ²
Shock Resistance	980m/s ²	
Acceleration	490m/s ²	
Random Vibration	40(m/s ²) ² /Hz	
Implementation Standard	GJB1042A (MIL-R-5757)	

CONTACT DATA

Arrangement	2 Form C	
Contact Material	Gold plated hardened silver alloy	
Contact Resistance(max.)	Initial	50mΩ
	After Life	250mΩ

Contact Ratings

Contact Load	Type	Electrical Life (min.)
2A 28Vd.c.	Resistive	0.5 x 10 ⁵ OPS
1A 28Vd.c.	Resistive	1 x 10 ⁵ OPS
50μA 50mVd.c.	Low Level	1 x 10 ⁵ OPS

SPECIFICATION

Insulation Resistance (min.)	10000MΩ (at 500Vd.c.)	
Dielectric Strength (min.) (Normal condition)	Between open contacts	500Vr.m.s.
	Between contacts & coil	1000Vr.m.s.
	Between contacts & cover	1000Vr.m.s.
	Between contacts sets	1000Vr.m.s.
	Between coil & cover	500Vr.m.s.
Dielectric Strength min. (Low air pressure condition)	350Vr.m.s.	
Leakage Rate	1 x 10 ⁻³ Pa·cm ³ /s	
Operate Time (max.)	4ms	
Release Time (max.)	4ms	
Mounting Style	See "Mounting styles" below	
Terminals	PCB, Solder	
Work Position	Any position	
Weight (max.)	13g	

Coil Version

Vd.c.

Coil Voltage		25°C				-65°C to 125°C		
Nominal	Max	Pick-up Voltage max	Hold Voltage max	Drop-out Voltage min	Coil Resistance (1±10%) Ω	Pick-up Voltage max	Hold Voltage max	Drop-out Voltage min
005	6.0	2.7	1.65	0.29	27	4.3	2.4	0.21
006	7.5	3.2	2.00	0.35	40	5.1	2.9	0.25
012	15.0	6.4	4.00	0.70	160	10.2	5.8	0.50
027	32.0	13.5	8.00	1.50	700	23.0	14.0	1.00

Notes: We can offer many kinds of of coil voltage under the requirement of users.



HONGFA RELAY

ISO9001、ISO/TS16949、ISO14001、OHSAS18001 CERTIFIED

2007 Rev. 1.00

COIL DATA

Norminal Coil Power

0.9W

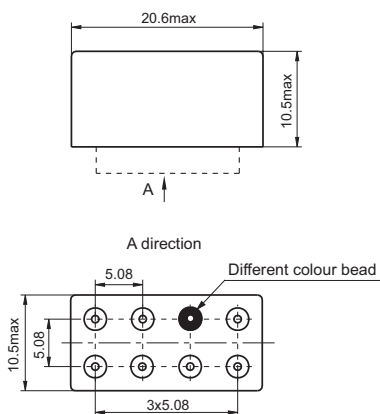
ORDERING INFORMATION

	HF9313	-012	0	1
Type				
Coil Voltage	5, 6, 12, 27Vd.c.			
Mounting Styles	0, 1, 2, 3 (See " Mounting styles " below)			
Terminals	1, 3, 4 (See " Terminal styles " below)			

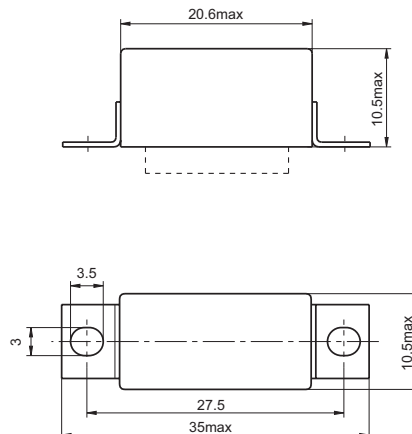
OUTLINE DIMENSIONS, WIRING DIAGRAM AND PC BOARD LAYOUT

Unit: mm

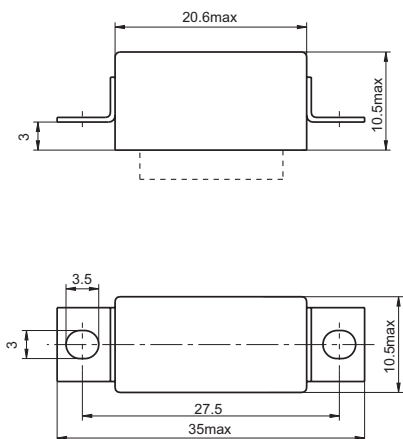
Mounting style 0



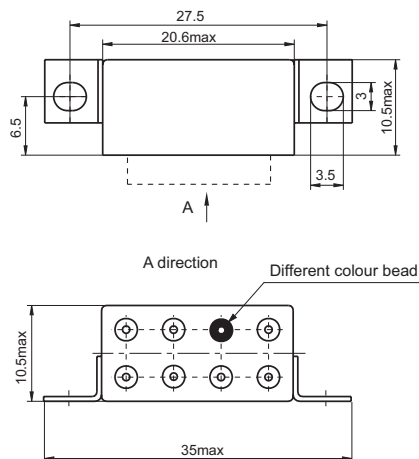
Mounting style 1



Mounting style 2



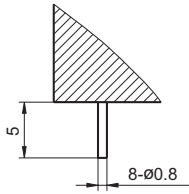
Mounting style 3



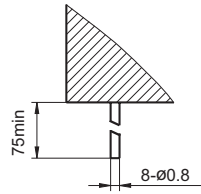
OUTLINE DIMENSIONS, WIRING DIAGRAM AND PC BOARD LAYOUT

Unit: mm

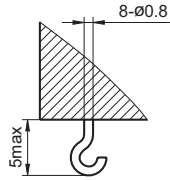
Terminal style 1



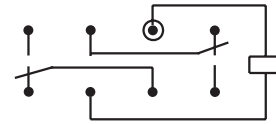
Terminal style 3



Terminal style 4



Wiring Diagram



(Bottom view)

Disclaimer

This datasheet is for the customers' reference. All the specifications are subject to change without notice. We could not evaluate all the performance and all the parameters for every possible application. Thus the user should be in a right position to choose the suitable product for their own application. If there is any query, please contact Hongfa for the technical service. However, it is the user's responsibility to determine which product should be used only.