



### Product Features:

- Gigabit (10/100/1000) Ethernet RJ45
- IEEE802.3ab Compliant
- 350uH min OCL at 8mA DC Bias Across the Full Temp Range
- 30µ" Gold Plating (min) on Contacts
- 100% Compliance Testing
- 1500Vrms Hi-Pot
- Proprietary Robust Contact Design

Part Number		Circuit	LED's (L/R)	Return Loss (min)				PHY Drive
Standard Temp (0 to 70°C)	Extended Temp (-40 to +85°C)			1-40MHz	60MHz	80MHz	100MHz	
HFJ11-1G01ERL	HFJ11-E1G01ERL	A	None	-18dB	-14dB	-12dB	-10dB	Current
HFJ11-1G01E-L11RL	HFJ11-E1G01E-L11RL	A	G/G	-18dB	-14dB	-12dB	-10dB	Current
HFJ11-1G01E-L12RL	HFJ11-E1G01E-L12RL	A	G/Y	-18dB	-14dB	-12dB	-10dB	Current
HFJ11-1G06ERL	HFJ11-E1G06ERL	B	None	-18dB	-14dB	-12dB	-10dB	Current
HFJ11-1G06E-L11RL	HFJ11-E1G06E-L11RL	B	G/G	-18dB	-14dB	-12dB	-10dB	Current
HFJ11-1G06E-L12RL	HFJ11-E1G06E-L12RL	B	G/Y	-18dB	-14dB	-12dB	-10dB	Current
HFJ11-1G11ERL*	HFJ11-E1G11ERL	C	None	-18dB	-14dB	-12dB	-10dB	Current
HFJ11-1G11E-L11RL*	HFJ11-E1G11E-L11RL	C	G/G	-18dB	-14dB	-12dB	-10dB	Current
HFJ11-1G11E-L12RL*	HFJ11-E1G11E-L12RL	C	G/Y	-18dB	-14dB	-12dB	-10dB	Current
HFJ11-1G16ERL*	HFJ11-E1G16ERL	D	None	-18dB	-14dB	-12dB	-10dB	Current
HFJ11-1G16E-L11RL*	HFJ11-E1G16E-L11RL	D	G/G	-18dB	-14dB	-12dB	-10dB	Current
HFJ11-1G16E-L12RL*	HFJ11-E1G16E-L12RL	D	G/Y	-18dB	-14dB	-12dB	-10dB	Current
HFJ11-1G41ERL*	HFJ11-E1G41ERL	E	None	-18dB	-14dB	-12dB	-10dB	Voltage
HFJ11-1G41E-L11RL*	HFJ11-E1G41E-L11RL	E	G/G	-18dB	-14dB	-12dB	-10dB	Voltage
HFJ11-1G41E-L12RL*	HFJ11-E1G41E-L12RL	E	G/Y	-18dB	-14dB	-12dB	-10dB	Voltage
HFJ11-1G46ERL*	HFJ11-E1G46ERL	F	None	-18dB	-14dB	-12dB	-10dB	Voltage
HFJ11-1G46E-L11RL*	HFJ11-E1G46E-L11RL	F	G/G	-18dB	-14dB	-12dB	-10dB	Voltage
HFJ11-1G46E-L12RL*	HFJ11-E1G46E-L12RL	F	G/Y	-18dB	-14dB	-12dB	-10dB	Voltage

### \*Recommended for New Designs

#### Notes:

1. LED Key : G = Green, Y = Yellow
2. Other LED colors, bi-colors, polarities, and current limiting versions available
3. Unshielded and without ground shield tabs available
4. Part specific datasheets available
5. Tab-up versions available
6. The 1G11 and 1G16 circuits are recommended for new designs when using current drive PHYs

For additional information contact your [local representative](#), or HALO's support staff at (650) 903-3800 or [info@haloelectronics.com](mailto:info@haloelectronics.com)

# HALO Gigabit Ethernet Family of FastJacks

## Circuit A



## Circuit B



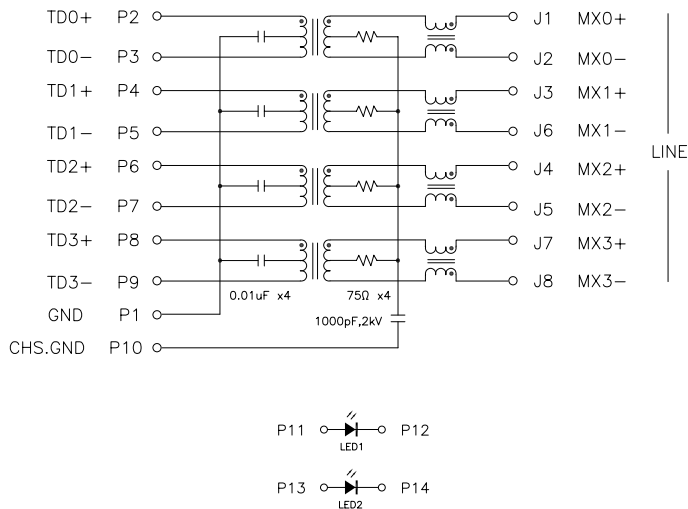
## Circuit C



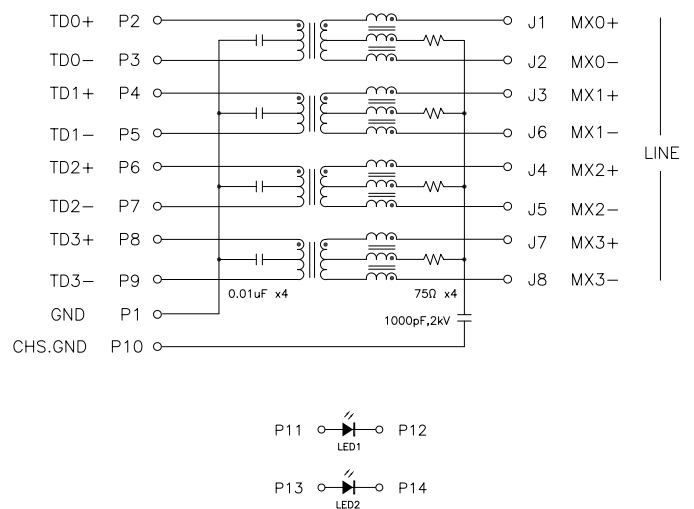
## Circuit D

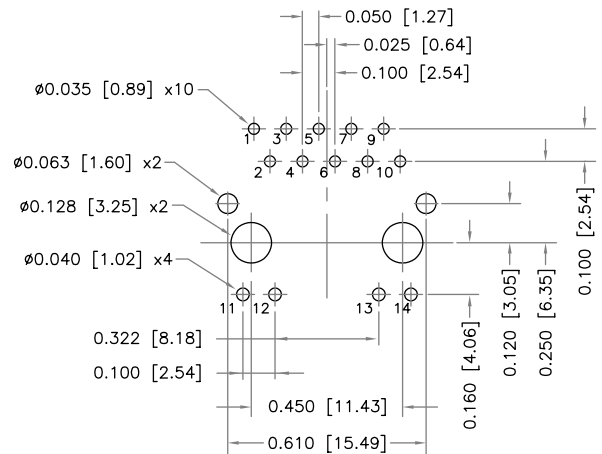
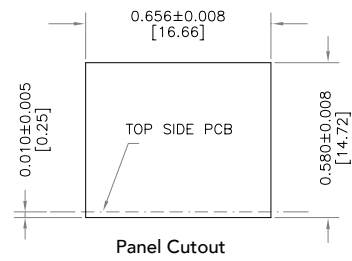
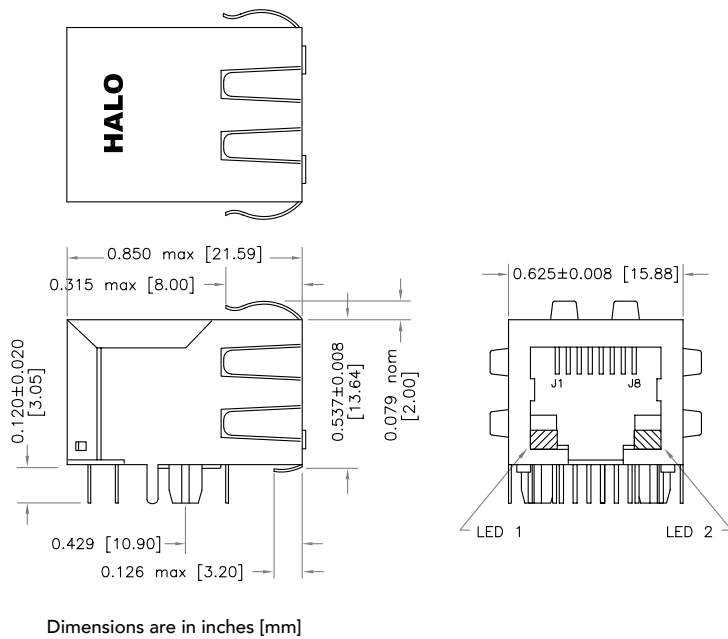


## Circuit E



## Circuit F





Recommended PCB Layout (Component Side)

\* Parts numbers without LED's omit pins 11 through 14



2880 Lakeside Drive #116  
 Santa Clara, CA 95054  
 (650) 903-3800  
[www.haloelectronics.com](http://www.haloelectronics.com)

HALO® Electronics is a leading supplier of high quality communication magnetics including signal transformers, filters, CMR chokes, PoE power transformers, DC/DC converters, and integrated Ethernet connectors. HALO's leading edge technology solutions are manufactured in ISO9001 and ISO14001 factories offering high quality products at a competitive price.