

Subminiature PCB Telecom Relay


HG4100 HG4100B

FEATURES

- Small size, light weight
- DIL pitch PCB mounting
- 3 coil sensitivity type for choice
- High performance/cost ratio

TYPICAL APPLICATIONS

- Computer peripherals
- Data exchange systems
- Home appliances
- Acoustic control toys



CONTACT RATING

Form	1 Form C (Z)
Resistive	1A, 120VAC/24VDC 3A, 120VAC/24VDC 5A, 120VAC/24VDC (S)
Max. Switching Current	3A 5A (S)
Min. Load	1 mA, 1 VDC

CONTACT DATA

Material	Ag, Au plated Ag	
Initial Contact Resistance	100 mΩ max. at 0.1A 6VDC	
Service Life	Mechanical	10 ⁷ ops.
	Electrical	10 ⁵ ops.

UL/CSA RATING

Form	1 Form C (Z)
Resistive	1A, 120VAC/24VDC 3A, 120VAC/24VDC 5A, 120VAC/24VDC

COIL DATA

Coil Voltage Code	Nominal Voltage (VDC)	Resistance (Ω) ±10%						Must Operate Voltage max. (VDC)	Must Release Voltage min. (VDC)
		Power Consumption							
		Sensitivity B		Standard	Sensitivity H				
003	3	20	0.45W	25	0.36W	45	0.2W	2.25	0.3
005	5	56		70		120		3.75	0.5
006	6	80		100		180		4.50	0.6
009	9	180		220		440		6.75	0.9
012	12	320		400		700		9.00	1.2
024	24	1280		1600	2800	18.00	2.4		

CHARACTERISTICS

Operate Time	5 ms. max.
Release Time	5 ms. max.
Insulation Resistance	100 MΩ, at 500 VDC, 50%RH
Dielectric Strength	1250 Vrms, 1 min. between coil and contacts 500 Vrms, 1 min. between open contacts; 750 Vrms, 1 min for S version
Surge Resistance	1500 V, between coil and contacts (FCC Part 68)
Shock Resistance	10g, 11ms. functional; 100g, destructive
Vibration Resistance	DA 1.5mm, 10 - 55Hz
Ambient Temperature	-25°C to 55°C
Weight	4g, approx.

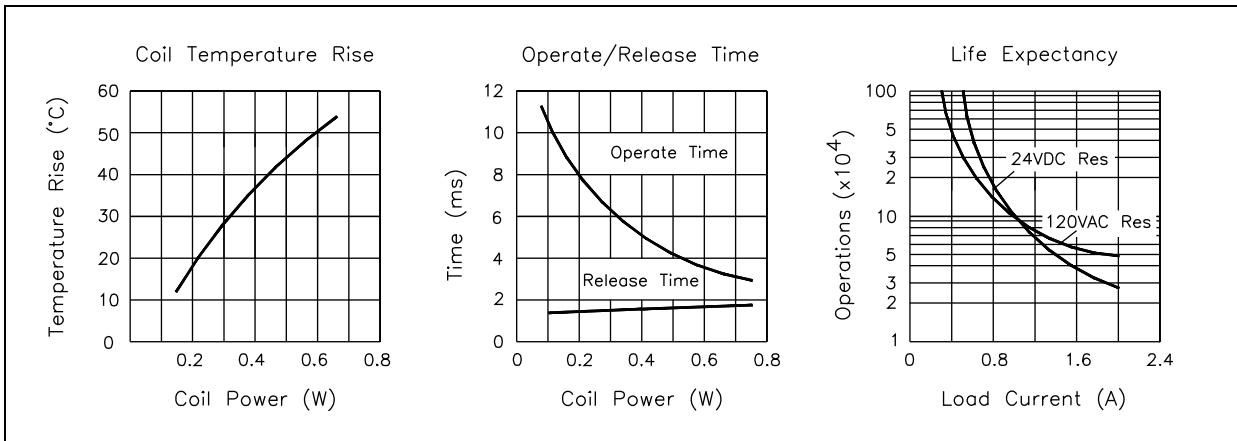
ORDERING DESIGNATION

Example:	HG4100	B /	012 -	1	H	S
Model						
Footprint						
HG4100: Regular 6-pin						
HG4100B: Special 5-pin						
Coil Voltage Code						
Version						
1: Sealed; 2: Flux Free						
Coil Sensitivity						
Nil: Standard 0.36W; B: 0.45W; H: 0.2W						
Duty Version						
Nil: 3A; M: 1A; S: 5A*						

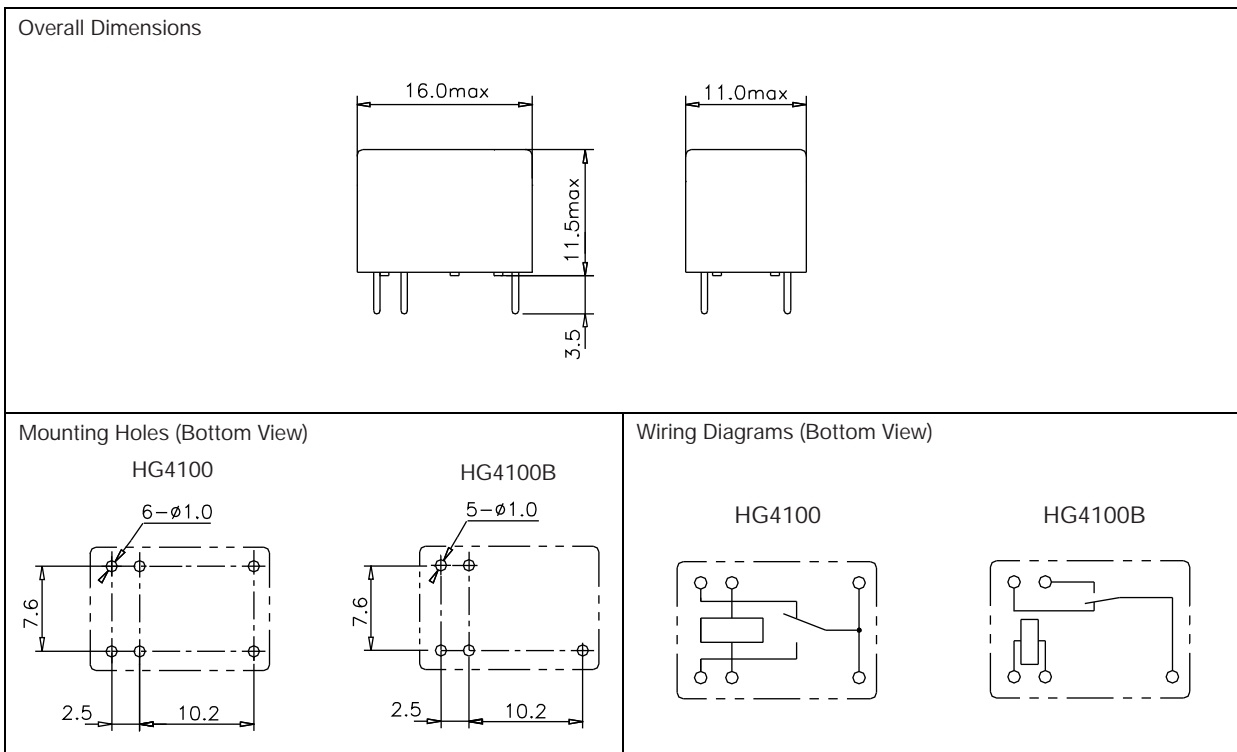
*Note: Duty Version 5A (S) is only available for Coil Sensitivity 0.45W (B)

HG4100 HG4100B

REFERENCE CURVES



OVERALL DIMENSIONS, MOUNTING HOLES AND WIRING DIAGRAMS (mm)



NOTES

1. All parameters, unless otherwise specified, are measured at ambient temperature 23°C.
2. Custom-made services available with operational quantity. Please let us know your special requirements.
3. Specifications subject to change without prior notice.

T Y H Enterprise Limited
 Room 1620B, Nan Fung Centre
 264-298 Castle Peak Road
 Tsuen Wan, N.T.
 Hong Kong
 Tel: 852-2416-0132
 Fax: 852-2413-6229
<http://www.tyhhk.com>
 email: info@tyhhk.com

Plant: Shanghai Hi-Gradex Relay Mfg. Co., Ltd.
 918 Shixin Road
 Airport Town
 Pudong New Area
 Shanghai 201202
 China
 Tel: 86-21-6299-5619 / -5877
 Fax: 86-21-6299-5619
 email: tyhesh@online.sh.cn