


HG4123 Subminiature Heavy Duty Relay



■ Features

- Subminiature, low profile
- Excellent performance by choice of contact materials
- Available with flux free and sealed versions
- Suitable for UL class B applications



■ Typical Applications

- Office machine
- Machine tool
- Home appliances

■ Contact Data

Arrangement	1 Form A, 1 Form C			
Material Code	NII	C	C1	S
Rated Load	220VAC	3A	5A	7A
	120VAC	5A	10A	TV-5
	28VDC	5A	10A	
Material	Ag	AgCdO	AgCdO	AgSnO ₂
Min. Load	100 mA, 12 VDC			
Initial Resistance	100 mΩ, at 100mA, 6 VDC			
Service Life	Mechanical	10 ⁷ operations at operating frequency of 300 ops/min		
	Electrical	10 ⁸ operations at rated load except 2.5 x 10 ⁴ operations for TV-5		

■ UL/CSA Contact Ratings

Material Code	C	10A, 120 VAC, Resistive
		1/4 HP, 120 VAC
		10A, 28 VDC
		10A, 12 VDC, Tungsten
	S	TV-5, 120 VAC (NO)

■ Characteristics

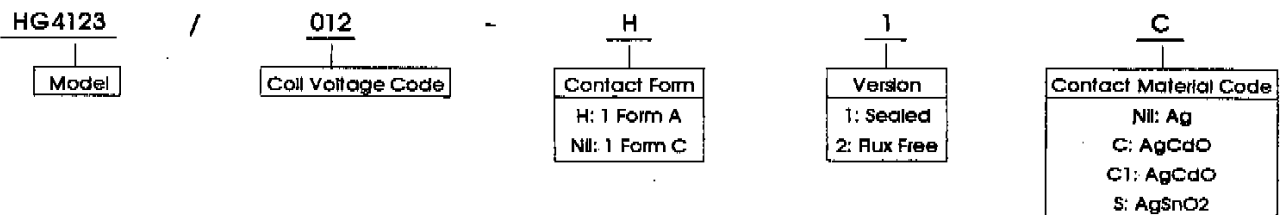
Operate Time	10 ms, max.
Release Time	5 ms, max
Insulation Resistance	100 M Ω , min. at 500 VDC, 50% RH
Dielectric Strength	1500 Vrms, 1 min. coil to contacts; 1000 Vrms, 1 min. contact to contact
Shock Resistance	10 g, 11 ms, functional; 100 g, destructive
Vibration Resistance	DA 1.5 mm, 10-55 Hz, functional
Power Consumption	0.36 W
Ambient Temperature	-40°C to +70°C operating; -40°C to +130°C storage
Weight	13 g approx.

www.DataSheet4U.com

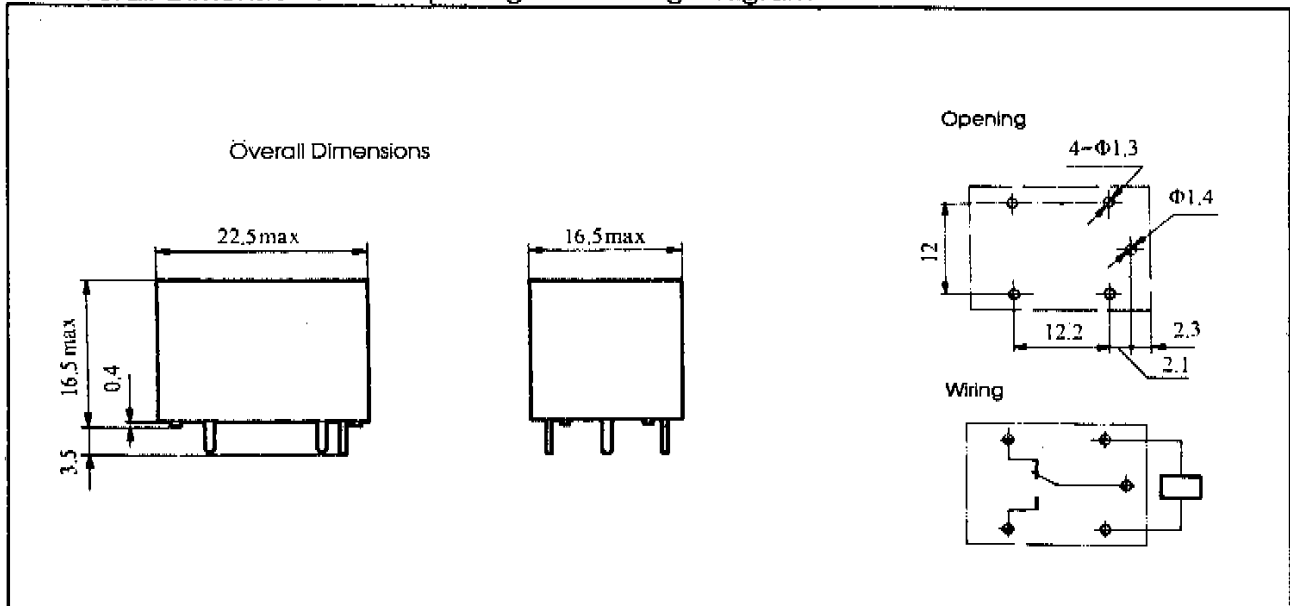
■ Coil Data

Coil Voltage Code	Nominal Voltage (VDC)	Resistance (Ω) \pm 10 %	Nominal Current (mA)	Must Operate Voltage Max. (V)	Must Release Voltage Min. (V)
005	5	70	71	4	0.5
006	6	100	60	4.8	0.6
009	9	220	41	7.2	0.9
012	12	400	30	9.6	1.2
024	24	1600	15	19.2	2.4

■ Order Designation



■ Overall Dimensions, PCB Opening and Wiring Diagram



Notes:

1. All values, unless otherwise specified, are measured at ambient temperature of 23°C.
2. Gold flashed contacts available upon request.
3. For maximum service life, remove tape before putting relays into service after immersion cleaning process.