



HJR-21FF

SPECIFICATION

FILE NUMBER: P-08KA601A

DATE: 2001/11/02



■ Features

- 10A switching capability
- SPST-NO configuration
- Small footprint
- Sealed version available

■ CONTACT DATA

Contact Form	1A/1C	
Contact Material	AgCdO	AgSnO
Contact Ratings	1A:12A 240VAC 15A 12VDC(TUV) 15A 120VAC/24VDC	1C:10A 240VAC/12A 120VAC/240VDC 7A 240VAC(TUV)
Max Switching Voltage	250VAC/30VDC	
Max Switching Current	15A	
Max Switching Power	2770VA/240W	
Contact Resistance	100m Ω Max	at 6VDC 1A
Life Expectancy Electrical	100,000	Operations(at30Operations/minute)
Machanical	10,000,000	Operations

■ GENERAL DATA

Insulation Resistance	100M Ω Min at 500VDC	
Dielectric Strength Between Open Contacts	750VAC(for one minute)	
Between Contacts and coil	1500VAC(for one minute)	
Operate Time	10ms	
Release Time	5ms	
Temperature Range	-40°C to+70 °C	
Shock Resistance	Operating Extremes	10G
	Damage Limits	100G
Vibration Resistance	10-55Hz,1.5mm	
Humidity	40-85%	
Weight	Approx 13g	
Safety Standard	TUV R9859574 UL:E173485, CH0062182-2001	

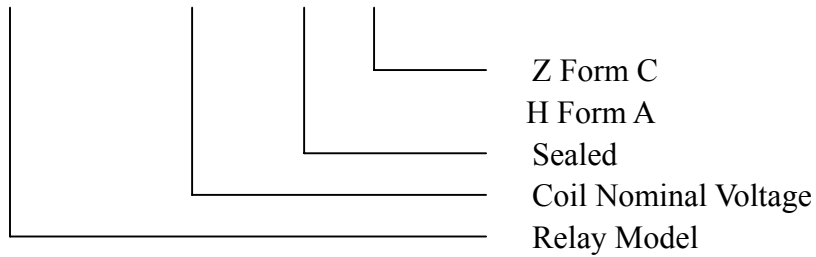


■ COIL DATA

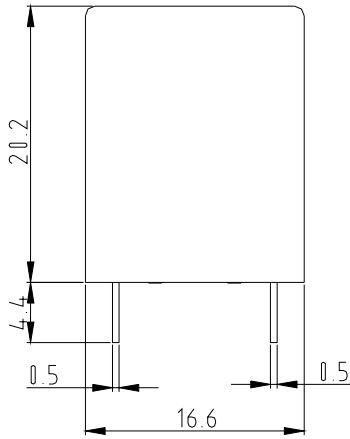
Nominal Voltage (VDC)	Coil Resistance at 20±10% (Ω)		Max Operate Voltage VDC	Min Release Voltage VDC	Max Applicable Voltage VDC
	0.36W	0.45W			
3	25		2.25	0.3	3.9
5	70		3.75	0.5	6.5
6	100		4.5	0.6	7.8
9	225		6.75	0.9	11.7
12	400		9	1.2	15.6
24	1600		18	2.4	31.2
48	6400±15%	5100±15%	36	4.8	62.4

■ ORDERING CODE

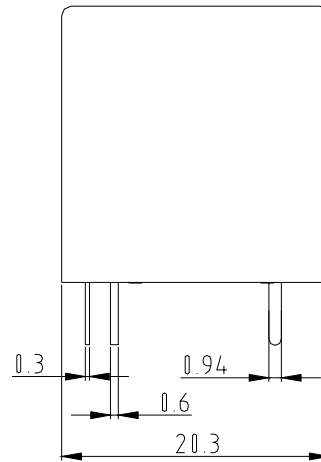
HJR-21FF---12VDC--S--H



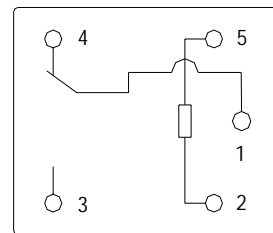
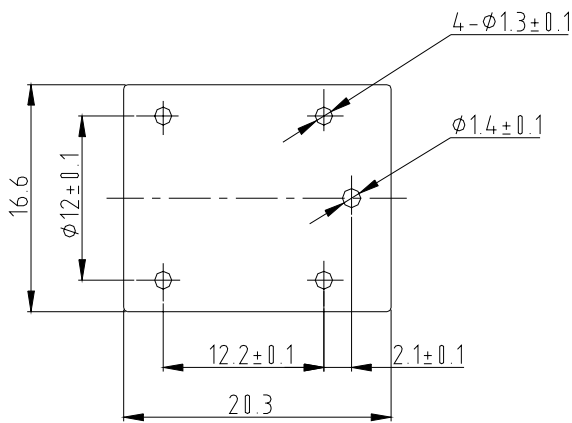
OVERALL AND MOUNTING DIMENSIONS



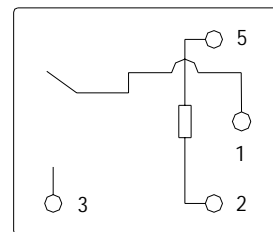
Dimensions



Terminal Arrangement/
Internal Connections
(Bottom view)



Form C



Form A