

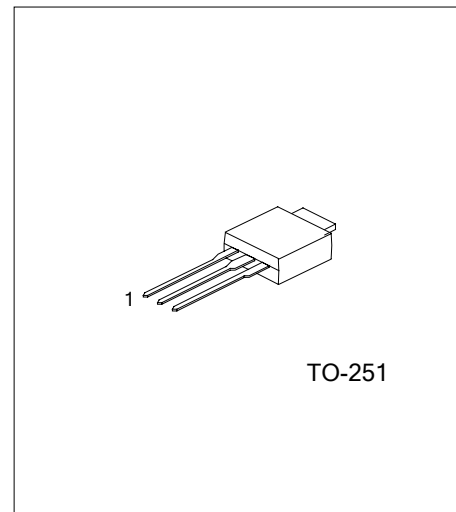
NPN TRIPLE DIFFUSED PLANAR TYPE HIGH VOLTAGE TRANSISTOR

DESCRIPTION

The UTC HLB122 is a medium power transistor designed for use in switching applications.

FEATURES

- * High breakdown voltage
- * Low collector saturation voltage
- * Fast switching speed



1: BASE 2: COLLECTOR 3: EMITTER

*Pb-free plating product number:HLB122L

ABSOLUTE MAXIMUM RATINGS

(Ta=25°C)

PARAMETER	SYMBOL	RATINGS	UNIT
Collector-Base Voltage	V_{CBO}	600	V
Collector-Emitter Voltage	V_{CEO}	400	V
Emitter-Base Voltage	V_{EBO}	6	V
Collector Current (DC)	I_C	800	mA
Collector Current (Pulse)	I_{CF}	1600	mA
Base Current (DC)	I_B	100	mA
Base Current (Pulse)	I_{BP}	200	mA
Total Power Dissipation (Tc=25°C)	P_C	20	W
Junction Temperature	T_J	150	°C
Storage Temperature	T_{STG}	-40 ~ +150	°C

ELECTRICAL CHARACTERISTICS

(Ta=25°C, unless otherwise specified)

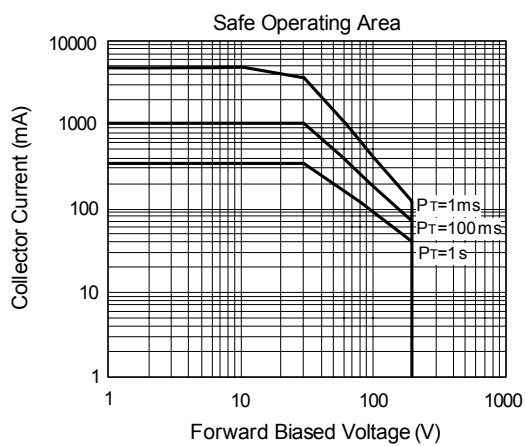
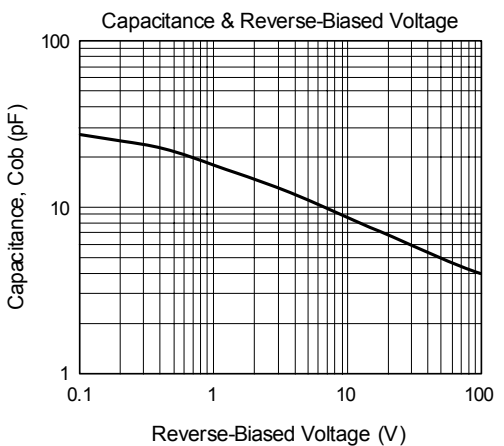
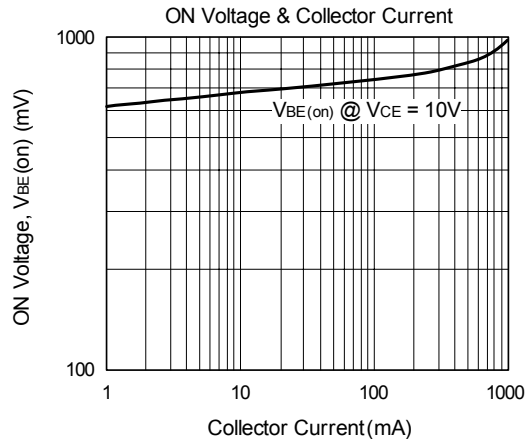
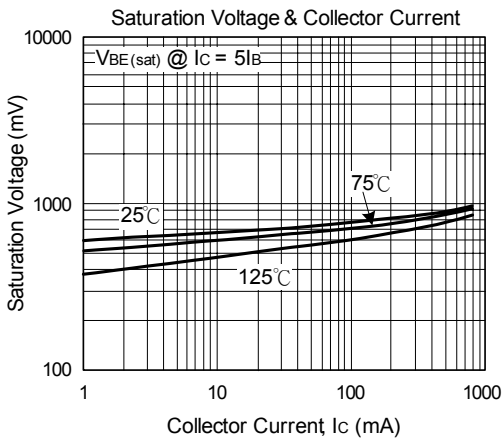
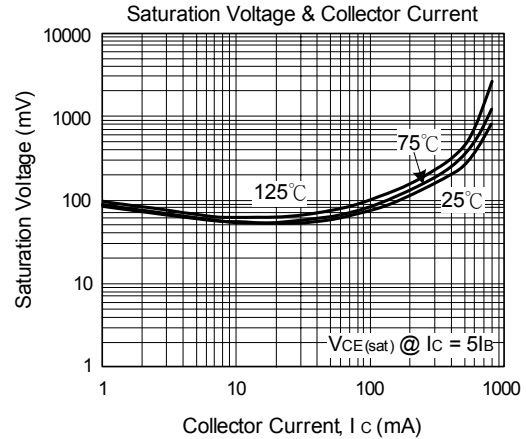
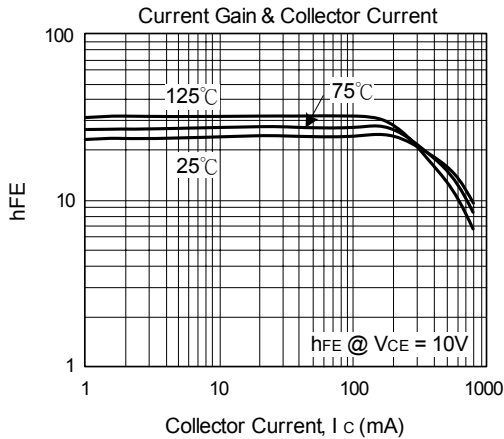
PARAMETER	SYMBOL	TEST CONDITIONS	MIN	TYP	MAX	UNIT
Collector-Base Breakdown Voltage	BV_{CBO}	$I_C = 100\mu A$	600			V
Collector-Emitter Breakdown Voltage	BV_{CEO}	$I_C = 10mA$	400			V
Emitter-Base Breakdown Voltage	BV_{EBO}	$I_E = 10\mu A$	6			V
Collector Cutoff Current	I_{CBO}	$V_{CB} = 600V$			10	μA
Collector Cutoff Current	I_{CEO}	$V_{CB} = 400V$			10	μA
Emitter Cutoff Current	I_{EBO}	$V_{EB} = 6V$			10	μA
C-E Saturation Voltage	$*V_{CE(sat)1}$	$I_C = 100mA, I_B = 20mA$			400	mV
	$*V_{CE(sat)2}$	$I_C = 300mA, I_B = 60mA$			800	mV
B-E Saturation Voltage	$*V_{BE(sat)}$	$I_C = 100mA, I_B = 20mA$			1	V
DC Current Gain	$*h_{FE1}$	$V_{CE} = 10V, I_C = 0.1A$	10		40	
	$*h_{FE2}$	$V_{CE} = 10V, I_C = 0.5A$	10			
Fall Time	T_f	$V_{CC} = 100V, I_C = 0.3A, I_{B1} = -I_{B2} = 0.06A$			0.6	μS

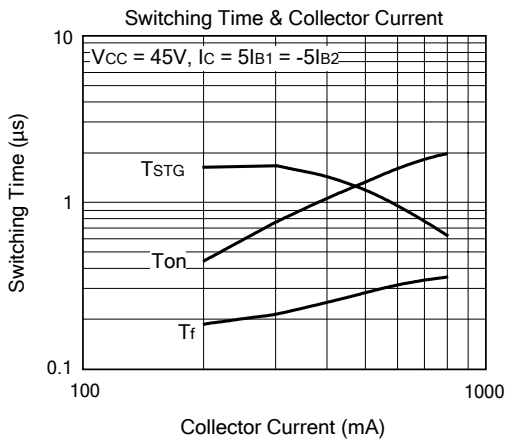
*Pulse Test : Pulse Width $\leq 380\mu s$, Duty Cycle $\leq 2\%$

CLASSIFICATION OF HFE1

RANK	B1	B2	B3	B4	B5	B6
Range	10 ~ 17	13 ~ 22	18 ~ 27	23 ~ 32	28 ~ 37	33 ~ 40

CHARACTERISTICS CURVE





UTC assumes no responsibility for equipment failures that result from using products at values that exceed, even momentarily, rated values (such as maximum ratings, operating condition ranges, or other parameters) listed in products specifications of any and all UTC products described or contained herein. UTC products are not designed for use in life support appliances, devices or systems where malfunction of these products can be reasonably expected to result in personal injury. Reproduction in whole or in part is prohibited without the prior written consent of the copyright owner. The information presented in this document does not form part of any quotation or contract, is believed to be accurate and reliable and may be changed without notice.