

Data Sheet

Customer: _____

Product: Metal Strip Low Ohmic Resistors. HLR Series _____

Size : 2512 _____

Issued Date: 1-Feb.-2016 _____

Edition: Ver. 1 _____

Record of change

Date	Ver.	Description	Page
1-Feb.-2016	1		

HITANO ENTERPRISE CORP.

7F-7, No. 3, Wu Chuan 1st Road, New Taipei Industrial Park,

New Taipei City, TAIWAN, R.O.C.

Tel: +886 2 2299 1331 (Rep.)

Fax: +886 2 2298 2466, 2298 2969

Prepared by	Checked by	Approved by	Accepted by (customer)
1-Feb.-2016	1-Feb.-2016	1-Feb.-2016	
<i>Andy Hsu</i>	<i>Hwa Wu</i>	<i>Hwa Wu</i>	

METAL STRIP LOW OHMIC RESISTORS HLR SERIES

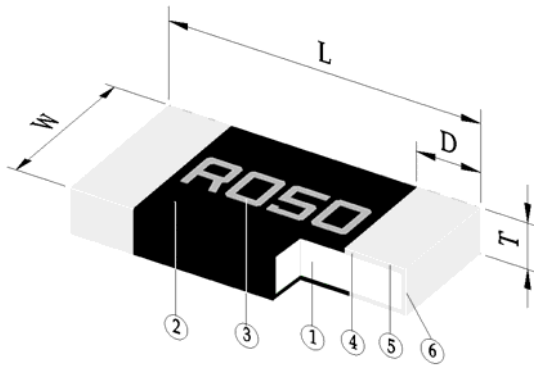
■ Features

- High power rating upto 3 Watts
- Low TCR down to $\pm 50\text{PPM}/^\circ\text{C}$
- Resistance values from $7\text{m}\Omega$ to $100\text{m}\Omega$
- Customized resistance value is available.

■ Applications

- DC-DC converter, Charger, Adaptor
- SMPS, M/B, NB (for power management)
- Monitor power management

■ Configuration



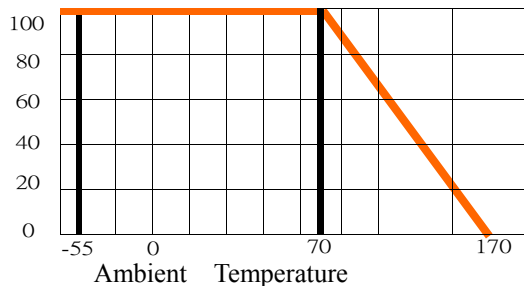
1	Alloy Plate	4	Internal Electrode (Cu)
2	Overcoat (Epoxy)	5	Barrier Layer (Ni)
3	Marking	6	Solder Plating (Sn)

■ Dimensions

Type	L	W	T	D
HLR2512 7m~100m	6.40 \pm 0.25	3.20 \pm 0.25	0.70 \pm 0.20	0.90 \pm 0.30

(unit:mm)

■ Power Derating Curve



Maximum dissipation in percentage of rated power as a function of the ambient temperature

METAL STRIP LOW OHMIC RESISTORS

HLR SERIES

Rating

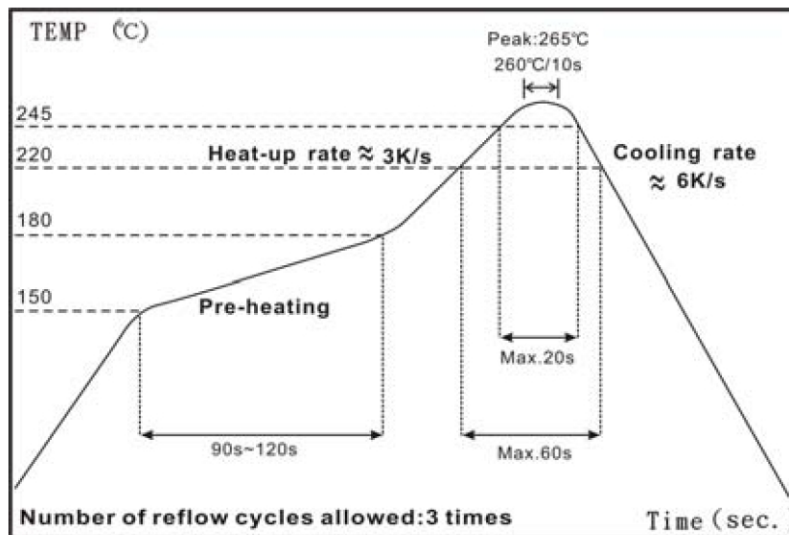
Rating Type	Power Rating at 70°C(W)	Operating Temp. Range	Resistance Tolerance (%)	TCR (PPM/°C)	Resistance Range (mΩ)
HLR2512	1W,2W,3W	-55 ~ +170°C	±0.5%,±1%,±5%	±75	7 ~ 14.9
				±50	15 ~ 100

$E = \sqrt{P * R}$ E : Working Voltage(V) , P : Rated Power (W) , R : Resistance Value(Ω)

Part Numbering

HLR	2512	F	T	S	-	R015
Type	Size	Tolerance	Packing	Watt		R Value
	2512	D: ±0.5% F: ±1% J: ±5%	Tape/Reel	T: 1W S: 2W R: 3W		4 digit R015=15mΩ R020=20mΩ

Soldering Profile (Reflow soldering only)

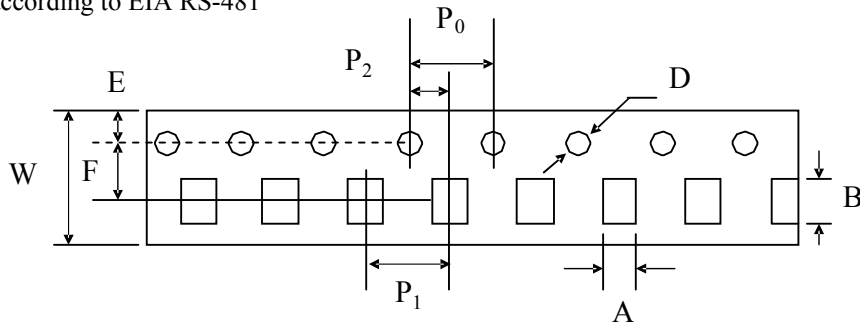


IR Reflow Soldering

METAL STRIP LOW OHMIC RESISTORS HLR SERIES

■ Tape And Reel Package

• Taping specs are according to EIA RS-481

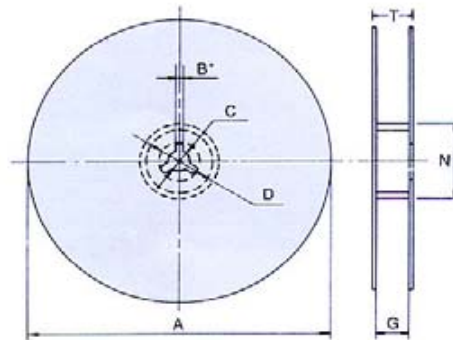


Accumulated dimensional tolerance $40 \pm 0.2 \text{ mm}$

Size	A	B	W	F	E	P1	P2	P0	D
2512	3.50 ± 0.20	6.70 ± 0.20	12.00 ± 0.30	5.50 ± 0.05	1.75 ± 0.10	4.00 ± 0.10	2.00 ± 0.05	4.00 ± 0.10	$1.50 + 0.10 / - 0$

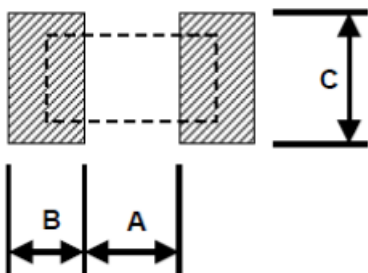
(unit: mm)

■ Reel Package



Size	Packaging Q'ty	A	N	C	D	B	G	T
2512	4kpcs/Reel	178.0 ± 2.0	60.0 ± 0.5	13.0 ± 0.5	20(Min.)	2.0 ± 0.5	13.8 ± 1.5	16.7max.

■ Recommended Land Pattern



Type	A(mm)	B(mm)	C(mm)
HLR2512	4.00	2.00	3.50

METAL STRIP LOW OHMIC RESISTORS

HLR SERIES

■ Specification And Test Methods

ITEM	SPECIFICATION	TEST METHOD
Temperature Coefficient of Resistance (T.C.R.)	As Spec.	IEC60115-1 4.8 JIS-C-5201-1 4.8 -55°C~+125°C, 25°C is the reference temperature
Short Time Overload	1.0%	IEC60115-1 4.13 JIS-C-5201-1 4.13 5*rated power for 5 seconds
Insulation Resistance	>100MΩ	IEC60115-1 4.6 JIS-C-5201-1 4.13 100V DC for 1 minute
Endurance	1.0%	IEC60115-1 4.25 JIS-C-5201-1 4.25.1 70±2°C, rated power for 1000 hrs with 1.5 hrs "ON" and 0.5 hrs "OFF"
Biased Humidity	1.0%	MIL-STD-202 Method 103 1000 hrs 85°C/85%RH 10% of operating power
Dry Heat	1.0%	IEC60115-1 4.23.2 JIS-C-5201-1 4.23.2 at +170°C for 1000 hrs
Bending Strength	1.0%	JIS-C-5201-1 4.33 IEC-60115-1 4.33 Bending width 2mm once for 5 seconds
Solder ability	95% min. coverage	JIS-C-5201-1 4.17 IEC-60115-1 4.17 245±5°C for 3 seconds
Resistance to Soldering Heat	0.5%	JIS-C-5201-1 4.18 IEC-60115-1 4.18 260±5°C for 10 seconds
Rapid Change of Temperature	1.0%	JIS-C-5201-1 4.19 IEC-60115-1 4.19 -55°C to +155°C, 5 cycles
Low Temperature Storage	1.0%	IEC60115-1 4.23.4 JIS-C-5201-1 4.23.4 at -55°C for 1000 hrs

■Storage Temperature: 25±3 C; Humidity < 80%RH