

HM-T SERIES FSK RX MODULE


GENERAL

HM-T series FSK transmission module is specially designed by Hope Microelectronics Co. for replacing those applications that used ASK technology module already. It used together with HM-R series FSK receiver module. Due to the benefits from FSK technology, the module is robust to interference, and longer working distance can be achieved.


FEATURES

1. HIGHLY INTEGRATED, SMALL SIZE
2. HIGH SENSITIVITY, LOW POWER CONSUMPTION
3. FSK TECHNOLOGY, SUITABLE FOR REPLACING ASK MODULES
4. LESS INTERFERENCE, LONGER WORKING DISTANCE
5. CAN BE USED TO REPLACE ASK MODULE W/O THE NEED OF SOFTWARE CHANGE
6. NO TUNING REQUIRED DURING PRODUCTION

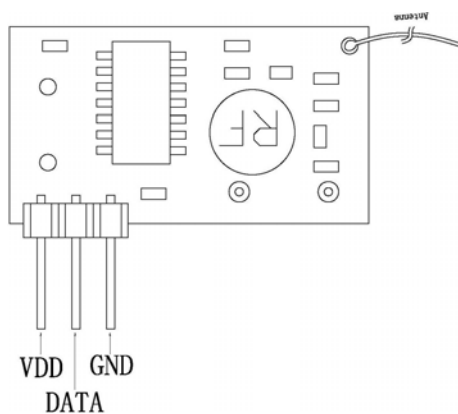
MECHANICAL AND PIN DEFINITION



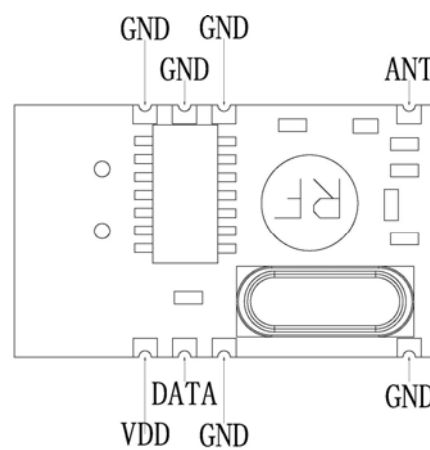
HM-TXXXND TX MODULE (DIP)



HM-TXXXNS TX MODULE (SMD)



PIN DEFINITION

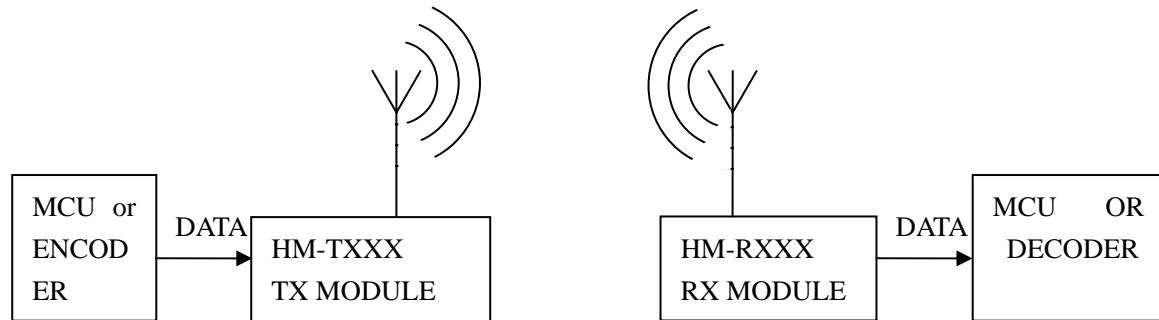


PIN DEFINITION

IF DATA pin is idle for more than 70mS, then the module will enter standby mode automatically.

APPLICATION

Pin to pin replace the old ASK module. Special design can be made for more sophisticated applications.



PARAMETER

1. DC Characteristic

	min	typical	Max	unit
voltage	2.5	3	5	V
temperature	-35		80	°C
Data rate	600	4800	9600	bps

note: data rate can be defined by customer from 300bps~100kbps

2. RF Characteristic

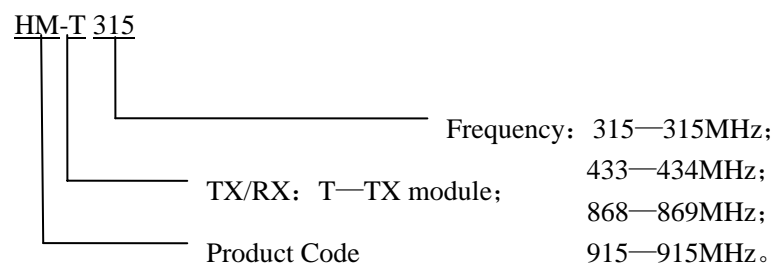
VDD=3.0V T=25°C

Model	HM-T315	HM-T433	HM-T868	HM-T915	Unit
	315	434	869	915	MHz
TX power	0	7	4	4	dBm
TX current	25	30	31	31	mA
RF Distance(reliable condition)	200	240	160	250	m

note: 1. testing area: 1.open space; 2.antenna is above the ground for 2 meters;

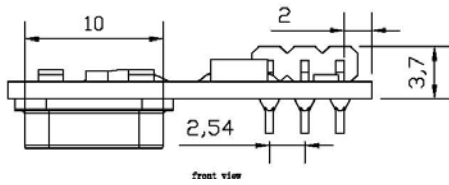
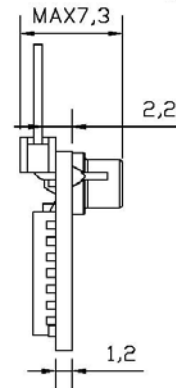
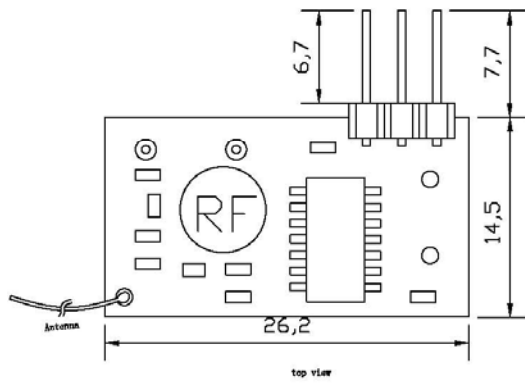
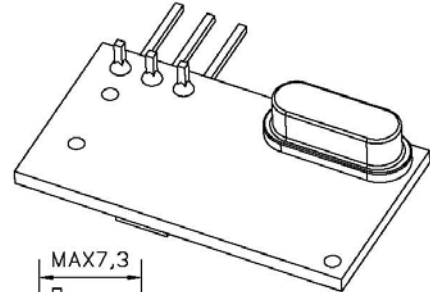
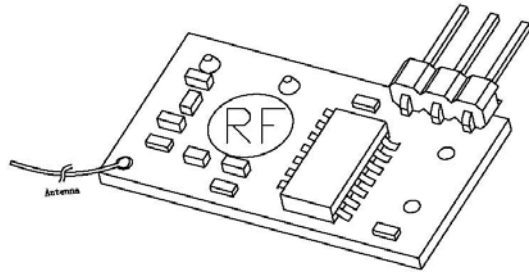
2. if 5Vpower supplied, even longer distance is possible, however more power consumption will be introduced accordingly.

Naming Rules



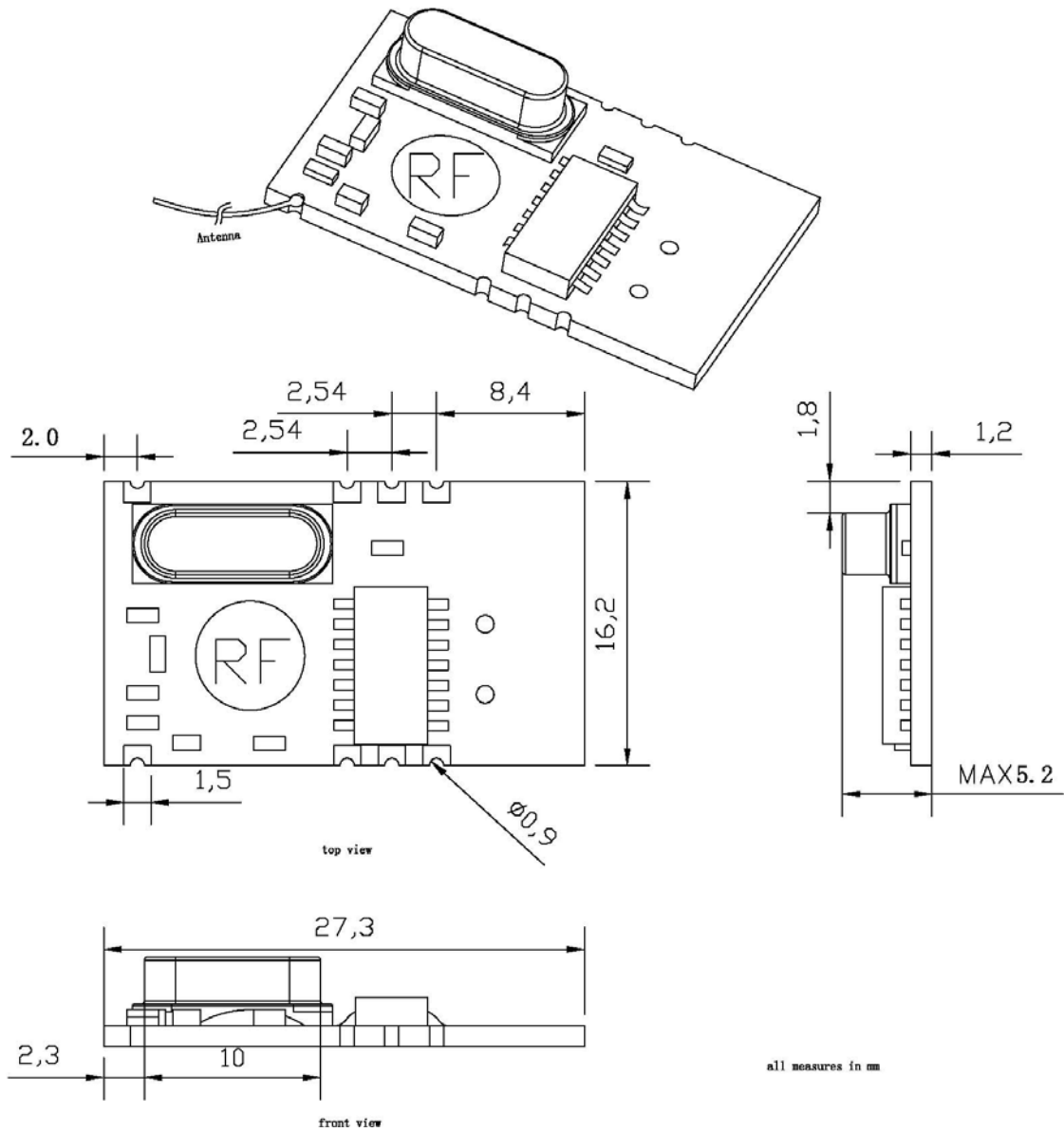
Mechanical Dimension

DIP module



All measures in mm

SMD module



HOPE MICROELECTRONICS CO.,LTD

Rm B.8/F LiJingGe Emperor Regency 6012
ShenNan Rd., Shenzhen,China

Tel: 86-755-82973805

Fax: 86-755-82973550

Email: sales@hoperf.com
trade@hoperf.com

Website: <http://www.hoperf.com>
<http://hoperf.en.alibaba.com>

This document may contain preliminary information and is subject to change by Hope Microelectronics without notice. Hope Microelectronics assumes no responsibility or liability for any use of the information contained herein. Nothing in this document shall operate as an express or implied license or indemnity under the intellectual property rights of Hope Microelectronics or third parties. The products described in this document are not intended for use in implantation or other direct life support applications where malfunction may result in the direct physical harm or injury to persons. NO WARRANTIES OF ANY KIND, INCLUDING, BUT NOT LIMITED TO, THE IMPLIED WARRANTIES OF MECHANICAL FITNESS OR FITNESS FOR A PARTICULAR PURPOSE, ARE OFFERED IN THIS DOCUMENT.

©2006, HOPE MICROELECTRONICS CO.,LTD. All rights reserved.