


MODEL HM18 SERIES

EE Style

Common-Mode Chokes



FEATURES

- Ferrite cores for high flux density
- Complies with UL, VDE safety requirements
- Low temperature rise
- Compact construction
- Varnish impregnation to ensure highest quality

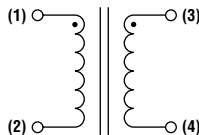
APPLICATIONS

- Switching power supply
- Common mode EMI filter
- Office equipment
- Video and audio equipment

ELECTRICAL / ENVIRONMENTAL

Voltage Rating, Maximum	120/250 V
Insulation Resistance, Minimum	100 Megohms
Insulation System	Class B, 130°C
Temperature Rise, Maximum	40°C

SCHEMATIC (FIGURE 1, 2, 3 & 4)



Specifications subject to change without notice.

FIGURE 1 (Inch/mm)

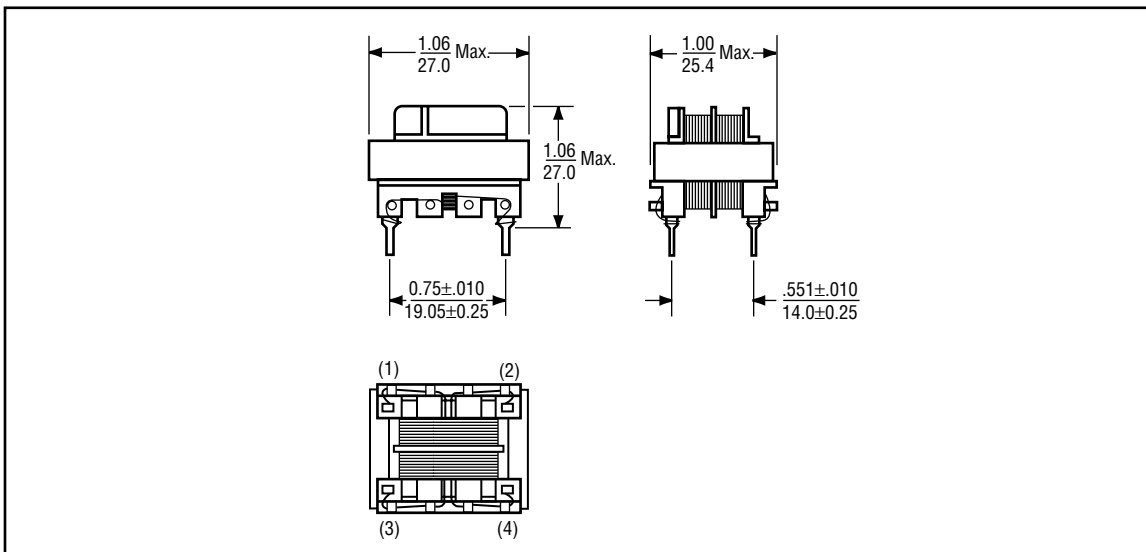


FIGURE 3 AND 4 (Inch/mm)

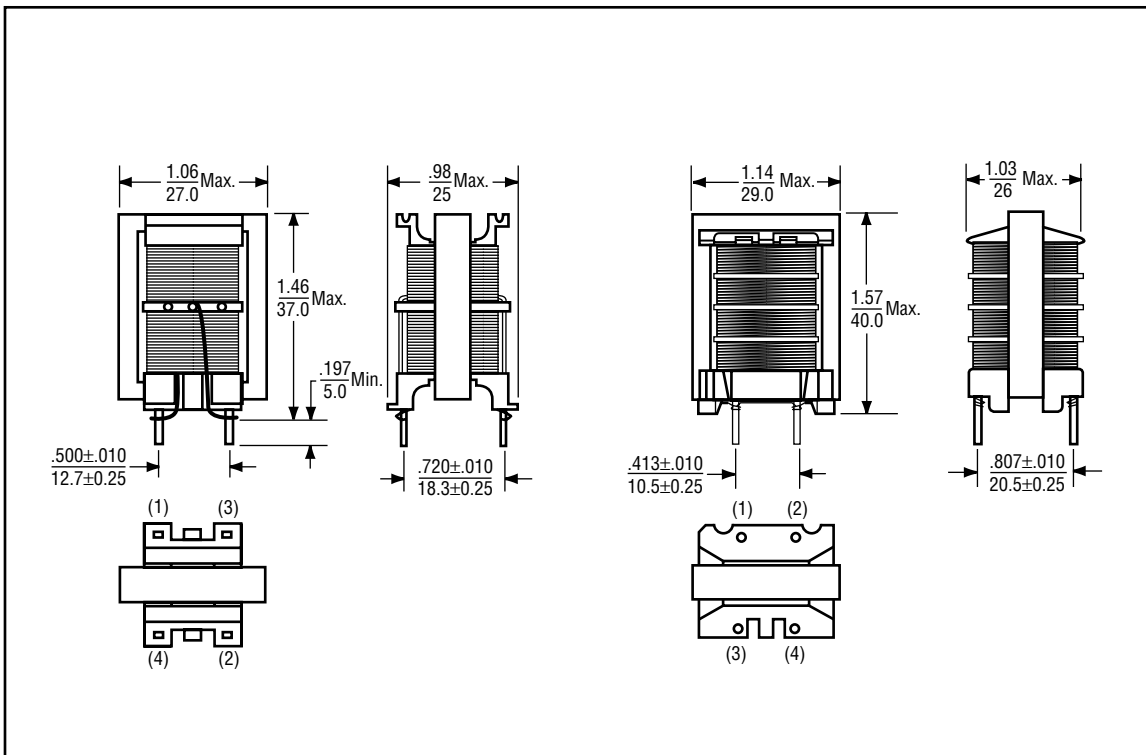
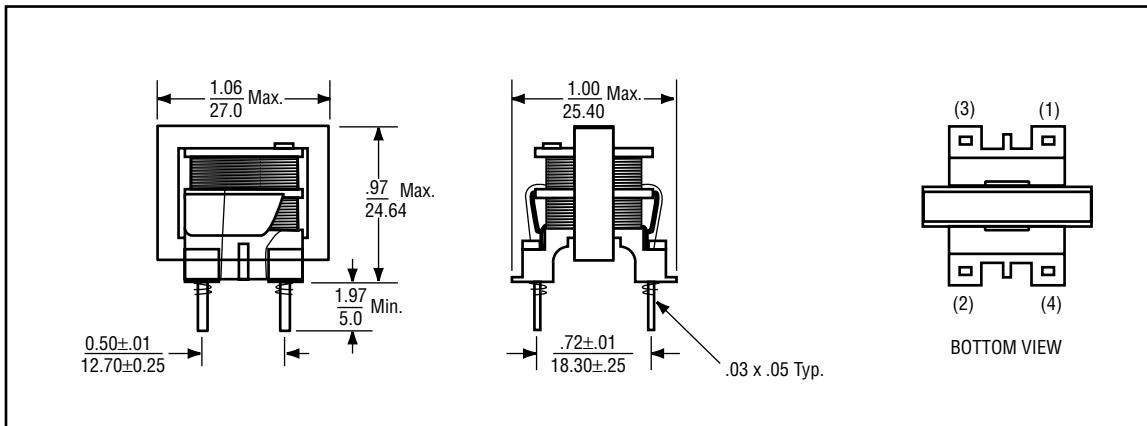


FIGURE 2 (Inch/mm)



SPECIFICATIONS

Part Number	Current Rating @40°C Rise Amps	Inductance @ 10 kHz mH Min.	DC Resistance Ω Max.	Wire Gauge AWG (mm) ⁽¹⁾	Figure
HM18-20001	1.0	15	0.60	26 (0.40)	2
HM18-20002	1.5	8.5	0.34	25 (0.45)	2
HM18-20003	2.0	6.2	0.24	24 (0.51)	2
HM18-20004	2.5	3.9	0.15	23 (0.57)	2
HM18-20005	3.0	2.2	0.09	22 (0.64)	2
HM18-10001	1.0	15	0.60	26 (0.40)	1
HM18-10002	1.5	8.5	0.34	25 (0.45)	1
HM18-10003	2.0	6.2	0.24	24 (0.51)	1
HM18-10004	2.5	3.9	0.15	23 (0.57)	1
HM18-10005	3.0	2.2	0.09	22 (0.64)	1
HM18-30001	2.0	20	0.85	24 (0.51)	3
HM18-30002	2.5	12	0.30	23 (0.57)	3
HM18-30003	3.0	9.0	0.21	22 (0.64)	3
HM18-30004	3.5	5.0	0.13	21 (0.72)	3
HM18-30005	4.0	2.5	0.07	20 (0.81)	3
HM18-40001	2.0	14	0.60	24 (0.51)	4
HM18-40002	2.5	7.0	0.25	23 (0.57)	4
HM18-40003	3.0	6.2	0.15	22 (0.64)	4
HM18-40004	3.5	3.3	0.09	21 (0.72)	4
HM18-40005	4.0	1.7	0.06	20 (0.81)	4

Note: (1) Nominal bare wire diameter.

6