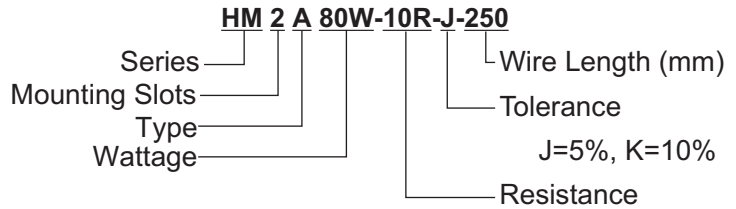


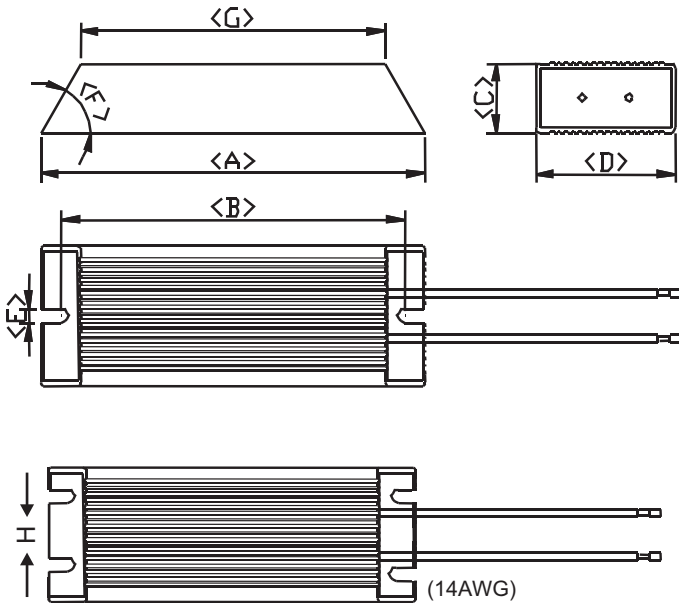
FEATURES

- Non-Flammable
- High Wattage
- Metal-Clad

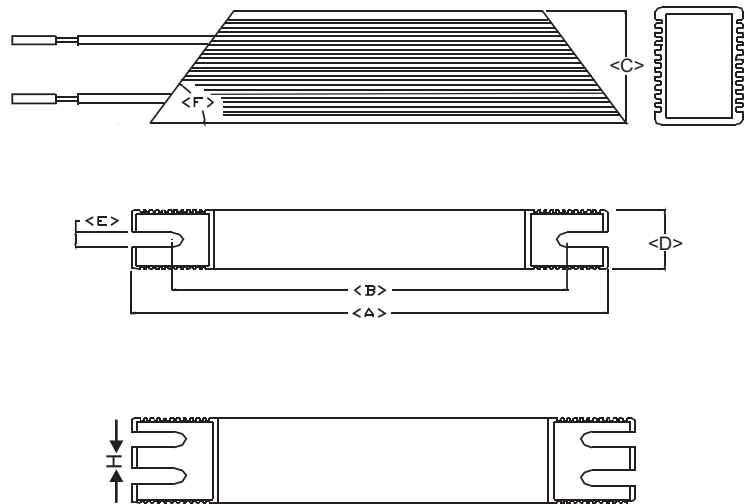
PART NUMBER EXAMPLE



A Type
Low profile



B Type
Narrow base



Mounting Slot E = 5.2mm

SPECIFICATIONS

Part #	Watts	A+2	B+2	Type A					Type B					Resistance Range Ω
				C+1	D+1	F+1	G+2	H+1	C+1	D+1	F+1	G+2	H+1	
HM1_	60	115	100	20	40	↑	75		40	20	↑	80		0.1 ~ 10k
	80	140	125	20	40		100		40	20		105		0.1 ~ 10k
	100	165	150	20	40	45°	125		40	20		130		0.1 ~ 10k
	120	190	175	20	40		150		60	30		65		0.15 ~ 15k
	150	215	200	20	40	↓	175		40	20	68°	180		0.15 ~ 15k
	200	165	150	30	60	↑	130		60	30		115		0.3 ~ 20k
	300	215	200	30	60		180		60	30		165		0.5 ~ 30k
	400	265	250	30	60		230		60	30	↓	215		0.5 ~ 30k
	500	240	225	40	80	60°	195		80	40	75°	200		0.5 ~ 30k
	600	335	320	30	60		300		60	30	68°	285		1 ~ 50k
	800	400	385	40	80		355		80	40	75°	360		1 ~ 50k
	1,000	400	385	50	100		345		50	100	78°	360		1 ~ 100k
HM2_	1,000	400	385	50	100	↓	345	80	50	100	78°	360	30	1 ~ 100k

HIGH POWER WIRE WOUND RESISTOR

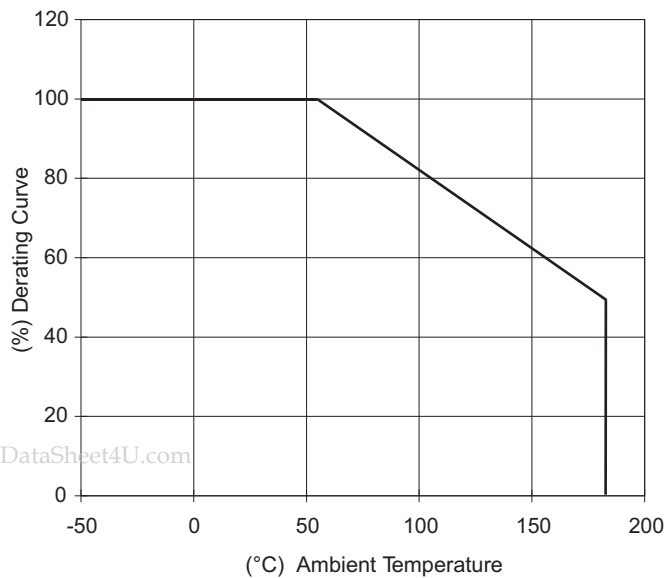
HM Series: Metal-Clad, High Wattage

ELECTRICAL SPECIFICATION

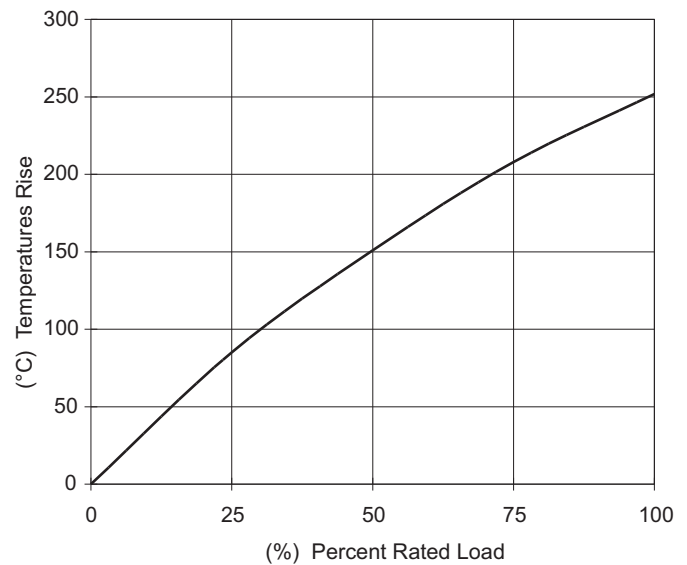
Characteristics	Limits
Resistance and Tolerance	Resistance nominal $1\Omega \leq R$ $1\Omega > R$
Temperature coefficient	Resistance Tolerance $\pm 5\%$ (J) $\pm 10\%$ (K)
Power rating load	$\pm 200\text{ppm}/^\circ\text{C}$ max.
Short-time overload	$\Delta R/R \leq \pm(1\% + 0.05\Omega)$ (Temperature) 350°C max
Insulation resistance	1000% rated power 5 seconds $\Delta R/R \leq \pm(2\% + 0.05\Omega)$
Dielectric withstanding voltage	500Vdc 100M Ω min
	2000Vac 1 minute

ELECTRICAL CURVES

Power Derating Curve



Temperature Rise



www.DataSheet4U.com