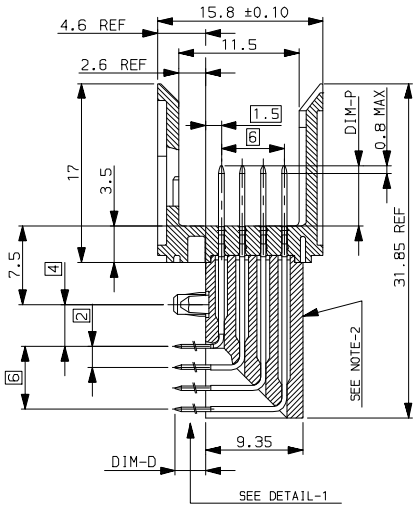

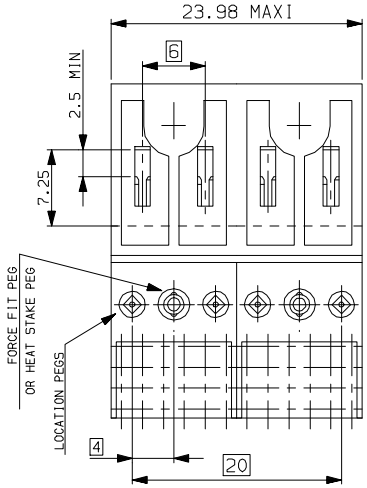

DETAIL OF FORCE-FIT PEGS

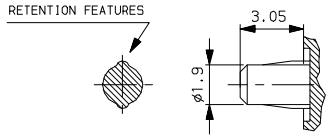

DETAIL OF HEAT STAKE PEGS (NOT AVAILABLE)

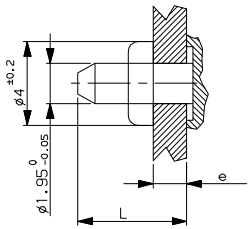

e	PCB 1.6mm	PCB 2.4mm
L	5.2 0/+0.2	6.0 0/+0.2
	(D=2.9)	(D=3.7)

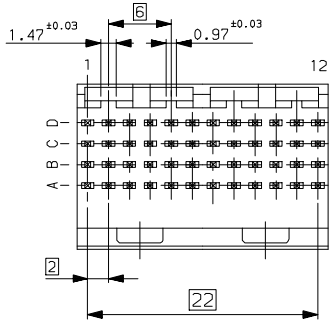

DETAIL-1: SOLDER PIN

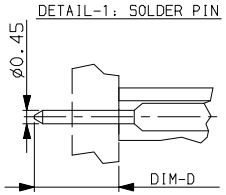

LAYOUT FOR P.C.B

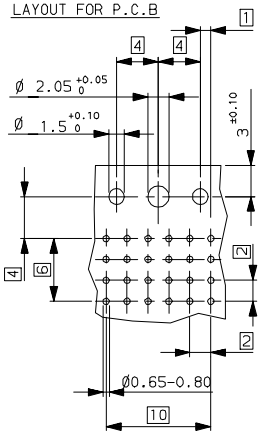

REDUCED SCALE SHEET

Part Number: HM1L42xyw000Hz		
PERFORMANCE LEVEL IEC-48B	MATING LENGTH DIM-P	P =5.00 ±0.1,REPLACE x BY A
PL1-REPLACE z BY 6		P =5.75 ±0.1,REPLACE x BY L
PL2-REPLACE z BY 5		P =6.50 ±0.1,REPLACE x BY D
PL3-REPLACE z BY 4		
NOTE-1: CHARCTERISTICS SEE DRW N° C-8626-0000	TERMINATION LENGTH DIM-D	D =2.90 ±0.3,REPLACE y BY A
NOTE-2: MANUAL INSERTION OR WITH LITTLE STANDARD PRESS		D =3.70 ±0.3,REPLACE y BY B
	FIXATION PEG TYPE	FORCE FIT PEG,REPLACE w BY P
		HEAT STAKE PEG,REPLACE w BY R

ISS	DATE	REVISION	MOD N°
B	06/04/99	--	--
		Latest modification by : CHAMPION	

Designed by: CHAMPION date:09/09/94 Type of drawing: CUSTOMER

TITLE : MILLIPACS-1 MALE RIGHT ANGLE WIDE BODY/SOLDER TAILS/48 WAYS

SHEET 1/1

SCALE: 2.5

FCI FRAMATOME CONNECTORS INTERNATIONAL

FRAMATOME CONNECTORS FRANCE
Rue Louis Breguet - BP 05
72024 LE MANS Cedex
Tel. 33 (16) 43.84.08.43

This document is the property of FRAMATOME CONNECTORS FRANCE It must not be reproduced or communicated without permission in writing from the owners

FORMAT	SOURIAU DRG N°	PROJECT
A3	C-8626-0155	D92D035