

MODEL HM28 SERIES

Buckle Style Core

Common-Mode Chokes



FEATURES AND BENEFITS

- Compact size, large inductance
- Excellent frequency characteristic
- Low magnetic flux leakage
- Complies with UL, VDE safety requirements

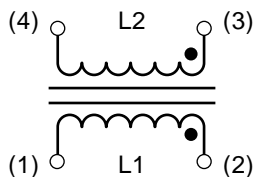
APPLICATIONS

- Switching power supplies
- Video and audio equipment
- Office equipment
- Communications equipment and other electronic devices

ELECTRICAL / ENVIRONMENTAL

Insulation Resistance, Minimum	100 Megohm
Voltage Rating	250 VAC
Insulation System	Class B, 130°C
Temperature Rise, Maximum	40°C

SCHEMATIC



Specifications subject to change without notice.

OUTLINE DIMENSIONS (Inch/mm)

Figure 1

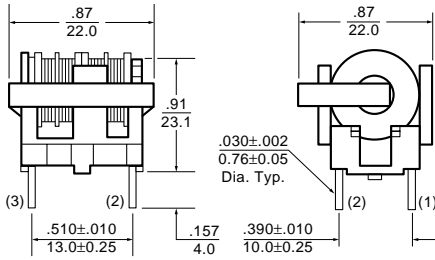


Figure 2

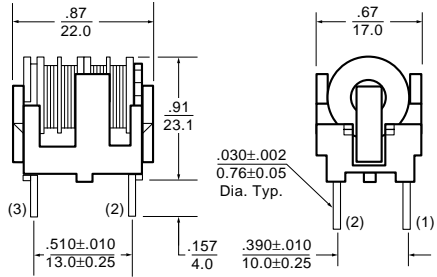


Figure 3

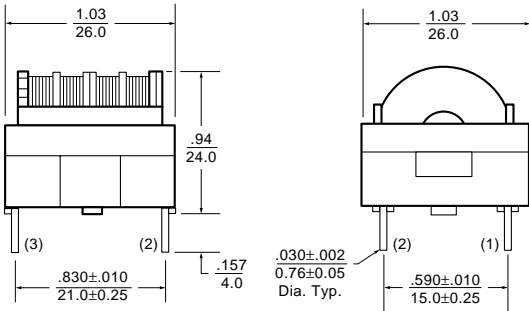
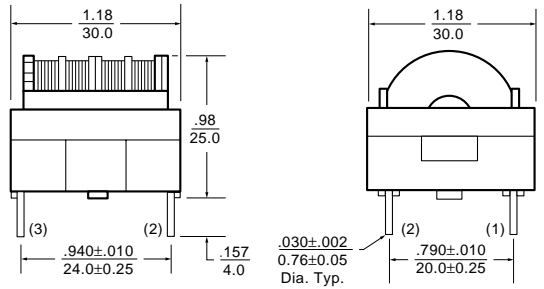


Figure 4



OUTLINE DIMENSIONS (Inch/mm)

Figure 5

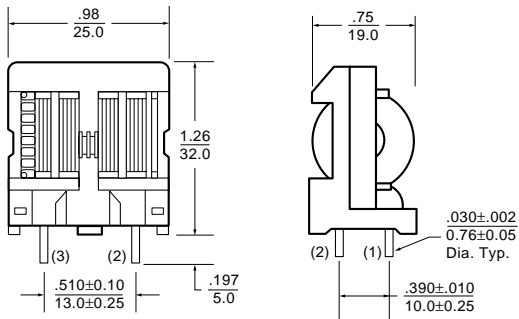


Figure 6

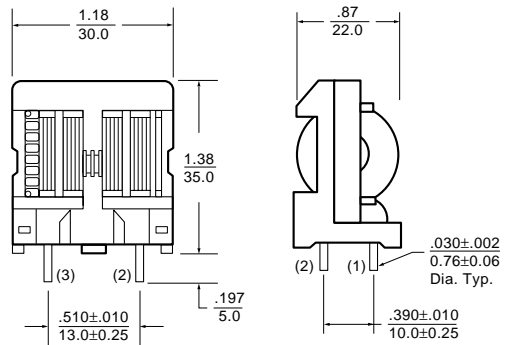
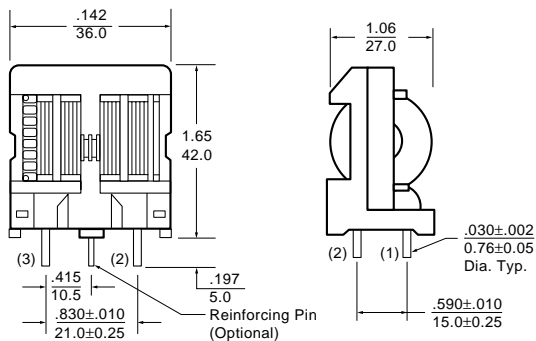


Figure 7



SPECIFICATIONS

Part Number	Current Rating Amps AC	Inductance @ 1.0 kHz mH Min.	DC Resistance Ω Max.	Figure	Weight oz./gram
HM28-20001	0.50	9	1.40	1	0.53/15
HM28-20002	0.60	4.5	0.75	1	0.53/15
HM28-20003	0.70	2.5	0.40	1	0.53/15
HM28-20004	0.90	1.1	0.25	1	0.53/15
HM28-20005	1.0	0.45	0.13	1	0.53/15
HM28-24006	0.50	9	1.40	2	0.53/15
HM28-24007	0.60	4.5	0.75	2	0.53/15
HM28-24008	0.70	2.5	0.40	2	0.53/15
HM28-24009	0.90	1.1	0.25	2	0.53/15
HM28-24010	1.0	0.45	0.13	2	0.53/15
HM28-24011	0.50	36	2.70	3	0.90/25
HM28-24012	0.60	24	1.60	3	0.90/25
HM28-24013	0.70	9.2	0.75	3	0.90/25
HM28-24014	0.90	7.8	0.50	3	0.90/25
HM28-24015	1.0	5.2	0.34	3	0.90/25
HM28-24016	1.50	3.6	0.25	3	0.90/25
HM28-24017	2.0	3.2	0.20	3	0.90/25
HM28-32018	0.50	36	2.70	5	0.90/25
HM28-32019	0.60	24	1.60	5	0.90/25
HM28-32020	0.70	9.2	0.75	5	0.90/25
HM28-32021	0.90	7.8	0.50	5	0.90/25
HM28-32022	1.0	5.2	0.34	5	0.90/25
HM28-32023	1.50	3.6	0.25	5	0.90/25
HM28-32024	2.0	3.2	0.20	5	0.90/25
HM28-25025	0.50	120	2.60	4	1.4/40

SPECIFICATIONS

Part Number	Current Rating Amps AC	Inductance @ 1.0 kHz mH Min.	DC Resistance Ω Max.	Figure	Weight oz./gram
HM28-25026	0.60	92	2.0	4	1.4/40
HM28-25027	0.70	66	1.50	4	1.4/40
HM28-25028	0.90	36	0.80	4	1.4/40
HM28-25029	1.0	25	0.60	4	1.4/40
HM28-25030	1.50	15.5	0.32	4	1.4/40
HM28-25031	2.0	10	0.25	4	1.4/40
HM28-25032	2.50	8	0.19	4	1.4/40
HM28-25033	3.0	5	0.10	4	1.4/40
HM28-35034	0.50	120	2.60	6	1.4/40
HM28-35035	0.60	92	2.0	6	1.4/40
HM28-35036	0.70	66	1.50	6	1.4/40
HM28-35037	0.90	36	0.80	6	1.4/40
HM28-35038	1.0	25	0.60	6	1.4/40
HM28-35039	1.50	15.5	0.32	6	1.4/40
HM28-35040	2.0	10	0.25	6	1.4/40
HM28-35041	2.50	8	0.19	6	1.4/40
HM28-35042	3.0	5	0.10	6	1.4/40
HM28-42051	1.50	33	0.50	7	2.7/76
HM28-42052	1.80	22	0.40	7	2.7/76
HM28-42053	2.0	18	0.30	7	2.7/76
HM28-42054	2.50	12	0.20	7	2.7/76
HM28-42055	2.70	10	0.15	7	2.7/76
HM28-42056	3.0	8.1	0.12	7	2.7/76
HM28-42057	3.50	6	0.10	7	2.7/76
HM28-42058	4.0	4.7	0.08	7	2.7/76

Impedance vs. Frequency

