

Electrical / Environmental

HM65



High Current Low Profile Surface Mount Inductors

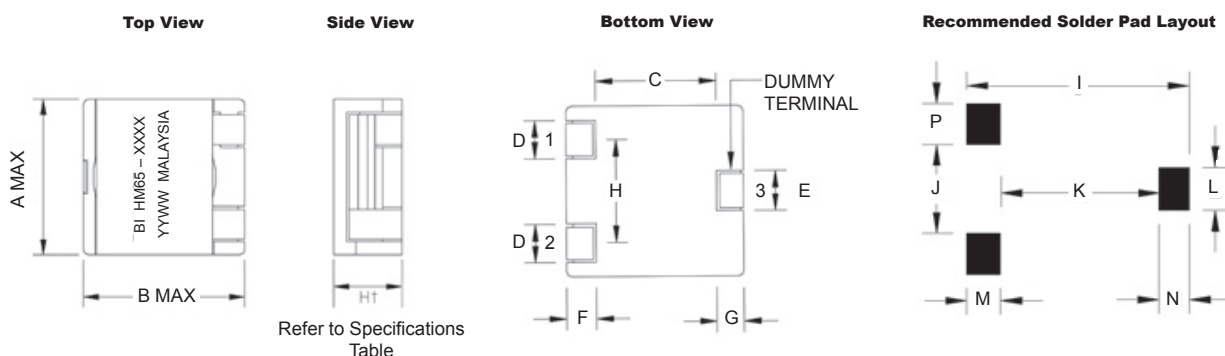
- Operating Temperature Range -40°C to +130°C
- Ambient Temperature, Maximum 80°C
- Insulation System Class F, 155°C

Specifications

Part Number	Inductance ⁽¹⁾		Rated DC Current ⁽²⁾		Heating Current ⁽³⁾ (Amps)	DC Resistance ⁽⁴⁾		Case Size	Ht Height mm Max.
	Nominal μH ±20%		25°C	130°C		mΩ Typ.	mΩ Max.		
HM65-H1R0LF	1.0		20.0	13.5	19.9	1.7	2.5	Standard	5.6
HM65-H1R8LF	1.8		15.3	11.5	15.2	2.9	3.4	Standard	5.6
HM65-H2R8LF	2.8		12.3	10.5	12.1	4.6	5.4	Standard	5.6
HM65-H3R9LF	3.9		10.5	8.3	11.4	5.2	8.0	Standard	5.6
HM65-H4R0LF	4.0		10.3	8.0	11.4	5.2	8.0	Standard	5.6
HM65-H5R6LF	5.6		8.8	7.5	8.1	10.2	11.4	Standard	5.6
HM65-H6R0LF	6.0		8.0	6.5	8.1	10.2	11.4	Standard	5.6
HM65-H7R2LF	7.2		7.8	6.0	7.8	11.4	13.5	Standard	6.0
HM65-1R5LF	1.5		14.0	10.5	17.1	2.3	2.5	Standard	5.6
HM65-2R5LF	2.5		10.0	8.0	15.2	2.9	3.4	Standard	5.6
HM65-6R0LF	6.0		6.7	4.5	11.5	5.1	8.0	Standard	5.6
HM65-8R2LF	8.2		5.8	4.5	8.1	10.2	11.4	Standard	5.6
HM65-100LF	10.0		5.0	4.0	7.8	11.3	13.5	Standard	5.6
HM65-P1R0LF	1.0		20.0	20.0	19.9	1.7	2.5	Standard	6.0
HM65-P1R2LF	1.2		18.0	18.0	19.9	1.7	2.5	Standard	6.0
HM65-P1R8LF	1.8		16.0	16.0	15.2	2.9	3.4	Standard	6.0
HM65-P2R5LF	2.5		10.0	10.0	15.2	2.9	3.4	Standard	6.0
HM65-M0R5LF	0.5		32.0	24.0	16.3	1.8	2.2	Mini	5.6
HM65-M0R8LF	0.8		20.0	16.0	16.3	1.8	2.2	Mini	5.6
HM65-M2R5LF	2.5		18.0	14.0	6.2	12.4	15.0	Mini	5.6

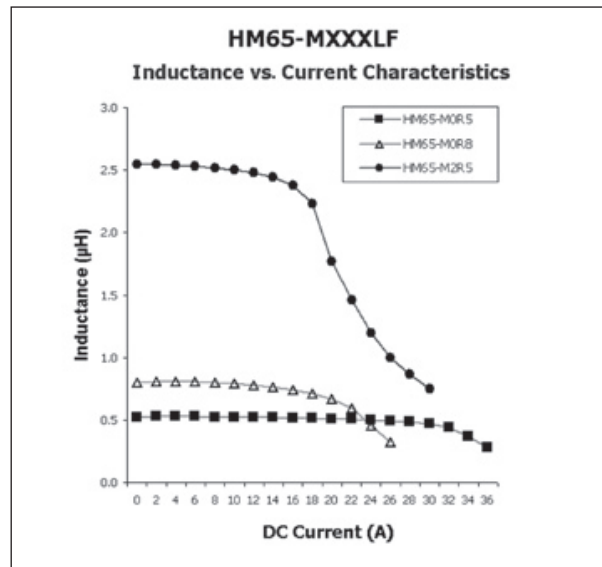
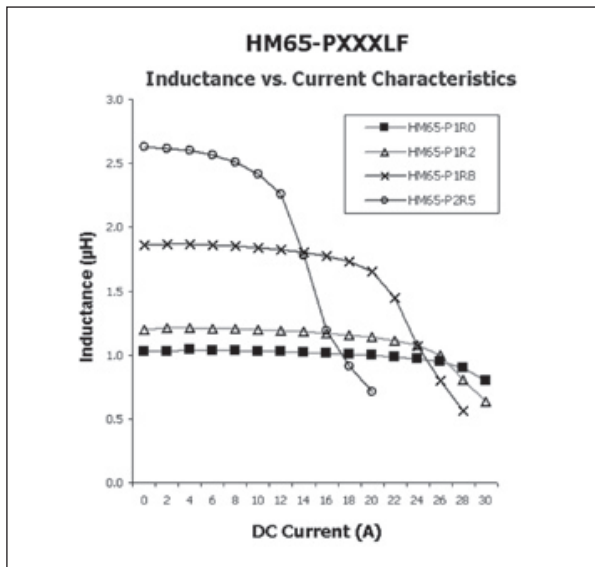
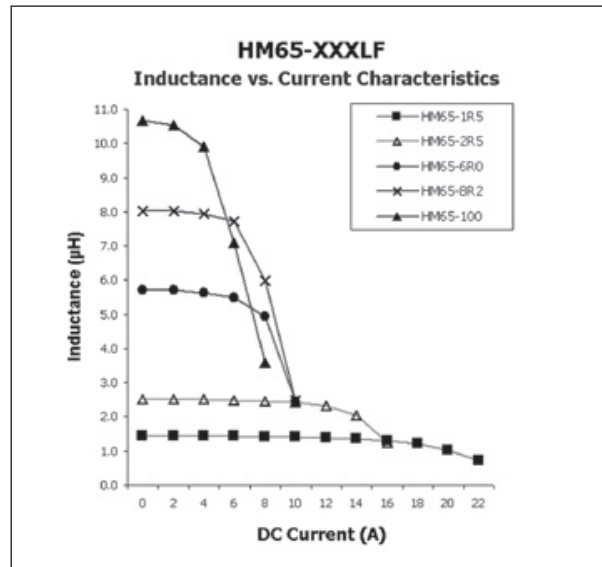
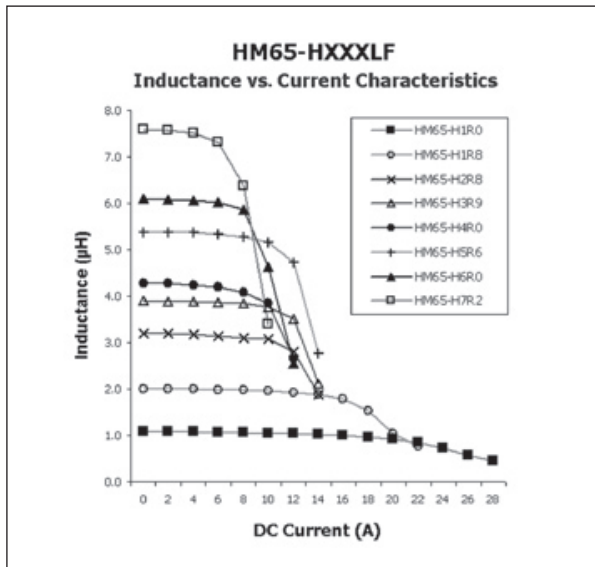
- Notes:
- (1) Inductance is measured at 100kHz, 0.1V without DC current.
 - (2) Rated DC current is the approximate current at which inductance will be decreased by 25% from its initial (zero DC) value.
 - (3) Heating current is the DC current which causes the inductor temperature to increase by approximately 40°C.
 - (4) DC resistance is measured at 25°C.

Outline Dimensions (mm)



Case Size	A	B	C	D	E	F	G	H	I	J	K	L	M	N	P
Standard	12.5	13.5	7.3	2.6	2.6	2.6	2.6	7.4	13.5	4.4	6.9	3.0	3.6	3.0	3.0
Mini	10.4	10.4	6.9	2.6	1.5	2.3	1.1	5.5	10.4	2.5	6.5	1.8	2.6	1.3	3.0

Electrical Characteristics @ 25 °C



Ordering Information

