

HP - 5FR4 · HP - 5FR3

The HP - 5FR3, and 5FR4 are high - output, high - speed silicon photodiodes mounted in sidelooking plastic packages with daylight filter.

FEATURES

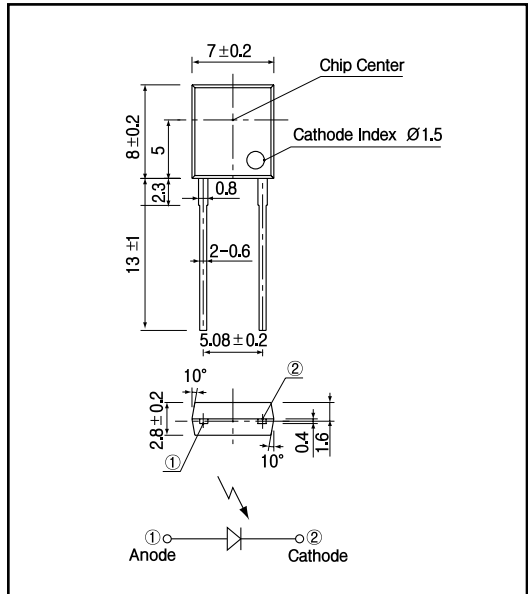
- High - output power for IRED
- High - speed response
- Wide angular response
- Relatively low - cost against metal can package
- Sidelooking plastic package with daylight filter.

APPLICATIONS

- Remote control sensors
- Optical switches
- Photocouplers

DIMENSIONS

(Unit : mm)



MAXIMUM RATINGS

(Ta=25)

Item	Symbol	Rating		Unit
		HP - 5FR3	HP - 5FR4	
Reverse voltage	V _r	35	35	V
Power dissipation	P _b	150	150	mW
Operating temp.	T _{opr.}	- 30 ~ +70	- 30 ~ +70	
Storage temp.	T _{stg.}	- 40 ~ +70	- 40 ~ +80	
Soldering temp. **	T _{sol.}	260	260	

*1. For MAX.5 seconds at the position of 2 mm from the package

ELECTRO-OPTICAL CHARACTERISTICS

(Ta=25)

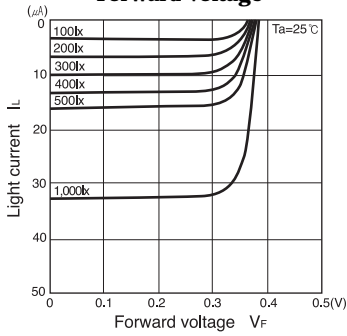
Item	Symbol	Conditions	Min.	Typ.	Max.	Unit.
Open circuit voltage	V _{oc}	E _v = 1,000lx *2		0.38		V
Short circuit current	I _{sc}		20	32		μA
Dark current	I _d	V _r = 10V			30	nA
Curve factor	C.F.		0.55			-
Capacitance	C _t	V = 0V, f = 1MHz		175		pF
Temperature coefficient of V _{oc}	t			- 2.2		mV/
Temperature coefficient of I _{sc}	t			0.18		%/
Spectral sensitivity				880 ~ 1,050		nm
Peak wavelength	p			940		nm
Half angle				± 70		deg.

*2. Color temp. = 2856K standard Tungsten lamp

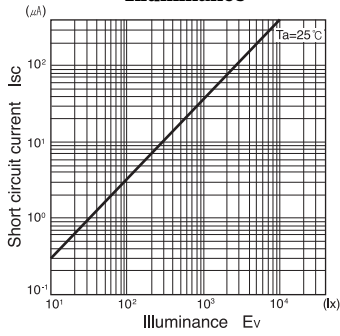
Photo diodes

HP - 5FR4 · HP - 5FR3

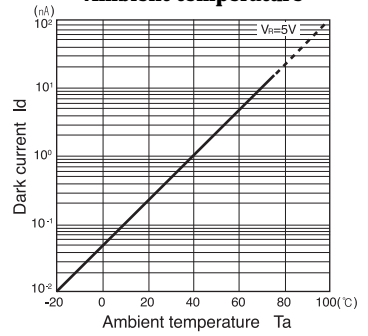
Light current Vs. Forward voltage



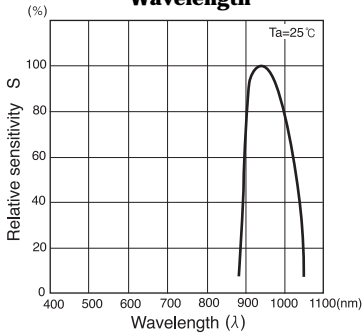
Short circuit current Vs. Illuminance



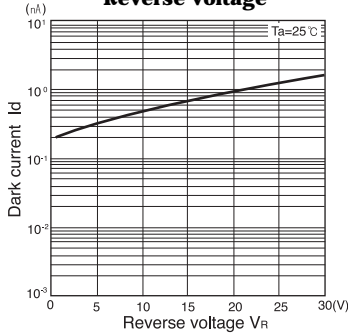
Dark current Vs. Ambient temperature



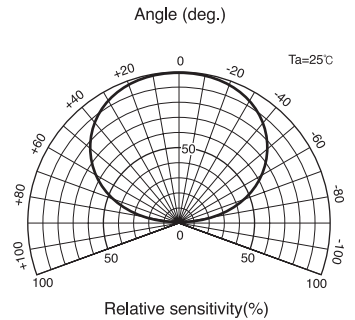
Relative sensitivity Vs. Wavelength



Dark current Vs. Reverse voltage



Radiant Pattern



Capacitance between terminals Vs. Reverse voltage

