



### HAOPIN MICROELECTRONICS CO.,LTD.

#### Description

Glass passivated triacs in a plastic envelope, intended for use in applications requiring high bidirectional transient and blocking voltage capability and high thermal cycling performance. Typical applications include motor control, industrial and domestic lighting, heating and static switching.

<p>Symbol</p> 		<p>Simplified outline</p> 	
Pin	Description		
1	Main terminal 1 (T1)		
2	Main terminal 2 (T2)		
3	gate (G)		
TAB	Main terminal		

#### Applications:

- ◆ Motor control
- ◆ Industrial and domestic lighting
- ◆ Heating
- ◆ Static switching

#### Features

- ◆ Blocking voltage to 600 V
- ◆ On-state RMS current to 16 A

SYMBOL	PARAMETER	Value	Unit
$V_{DRM}$	Repetitive peak off-state voltages	600	V
$I_{T(RMS)}$	RMS on-state current (full sine wave)	16	A
$I_{TSM}$	Non-repetitive peak on-state current (full cycle, $T_j$ initial=25°C)	168	A

SYMBOL	PARAMETER	CONDITIONS	MIN	TYP	MAX	UNIT
$R_{th(j-c)}$	Junction to case(AC)		-	2.1	-	°C/W
$R_{th(j-a)}$	Junction to ambient		-	60	-	°C/W



# HP16T60LC

## Triacs

HAOPIN MICROELECTRONICS CO.,LTD.

Limiting values in accordance with the Maximum system(IEC 134)

SYMBOL	PARAMETER	CONDITIONS			MIN	Value	UNIT
$V_{DRM}$	Repetitive peak off-state Voltages				-	600	V
$I_{T(RMS)}$	RMS on-state current	$T_j=85^\circ\text{C}$			-	16	A
$I_{TSM}$	Non repetitive surge peak on-state current	$T_j$ initial =25 $^\circ\text{C}$	F=50Hz	t=20ms	-	160	A
			F=60Hz	t=16.7ms	-	168	A
$I^2t$	$I^2t$ value for fusing	$T_p=10\text{ms}$			-	144	A $^2\text{S}$
dI/dt	Critical rate of rise of on-state current	$I_0=2 \times I_{GT}$ , $t_r \leq 100\text{ns}$	F=120Hz	$T_j=125^\circ\text{C}$	-	50	A/ $\mu\text{s}$
$I_{GM}$	Peak gate current	$T_p=20\mu\text{s}$		$T_j=125^\circ\text{C}$	-	4	A
$I_{DRM}$	$V_{DRM}=V_{RRM}$			$T_j=25^\circ\text{C}$	-	5	$\mu\text{A}$
$I_{RRM}$	$V_{DRM}=V_{RRM}$			$T_j=125^\circ\text{C}$	-	2	mA
$P_{G(AV)}$	Average gate power			$T_j=125^\circ\text{C}$	-	1	W
$T_{stg}$	Storage temperature range				-40	150	$^\circ\text{C}$
$T_j$	Operating junction Temperature range				-40	125	$^\circ\text{C}$

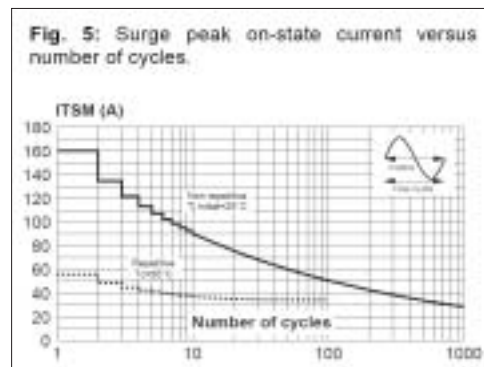
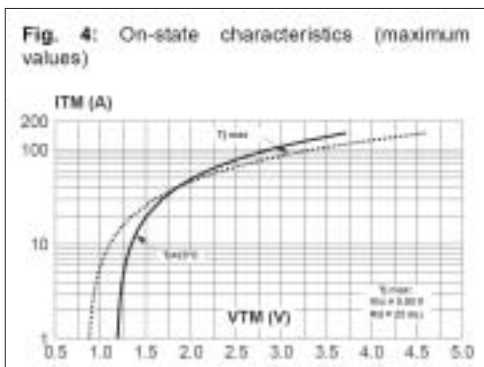
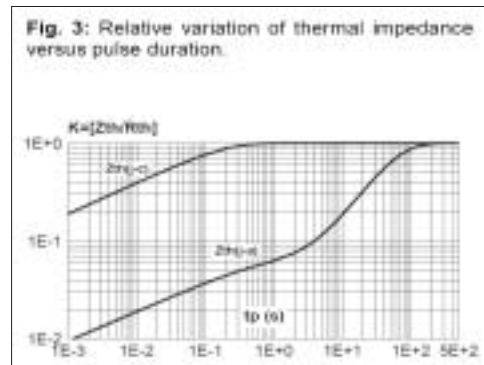
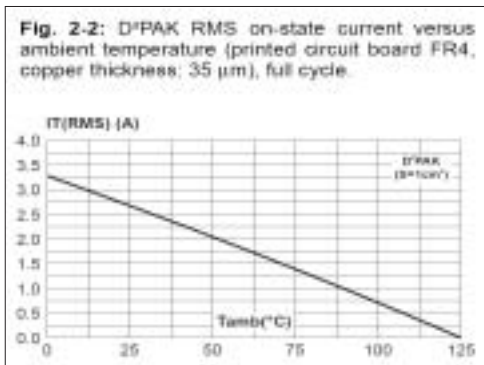
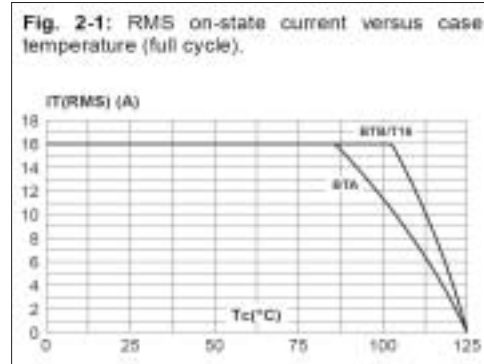
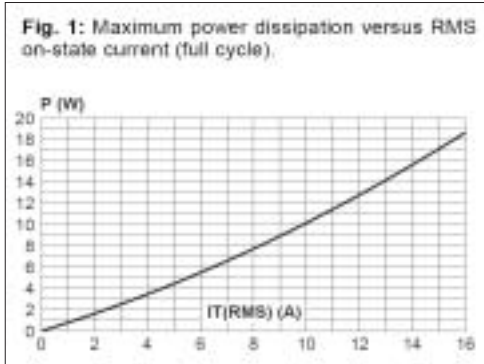
$T_j=25^\circ\text{C}$  unless otherwise stated

SYMBOL	PARAMETER	CONDITIONS	MIN	TYP	MAX	UNIT
Static characteristics						
$I_{GT}$		$V_D=12\text{V}; R_L=33\Omega$	I-II-III	-	-	35 mA
			IV	-	-	100 mA
$I_L$		$I_0=1.2 I_{GT}$	I-III-IV	-	-	60 mA
			II	-	-	120 mA
$I_H$		$I_T=500\text{mA}$	-	-	50	mA
$V_{GT}$		$V_D=12\text{V}; R_L=33\Omega$	-	-	1.3	V
$V_{GD}$		$V_D=V_{DRM} R_L=3.3\text{K}\Omega$ $T_j=125^\circ\text{C}$	0.2	-	-	V
dV/dt		$V_D=67\%V_{DRM}$ gate open; $T_j=125^\circ\text{C}$	400	-	-	V/ $\mu\text{s}$
(dV/dt)c	(dI/dt)c=7A/ms	$T_j=125^\circ\text{C}$	10	-	-	V/ $\mu\text{s}$

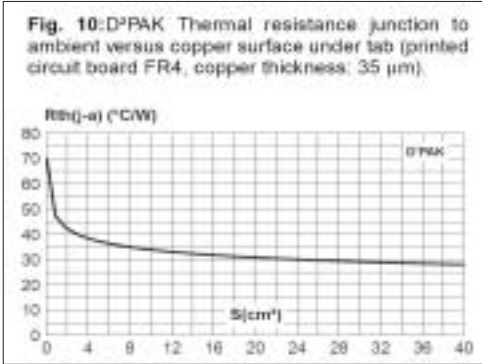
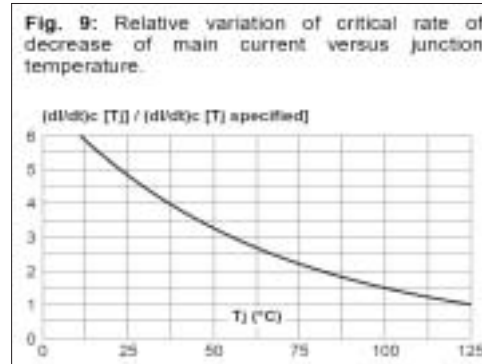
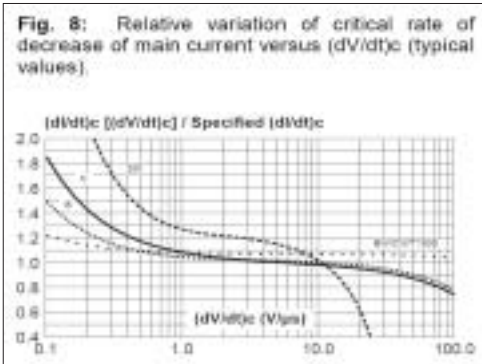
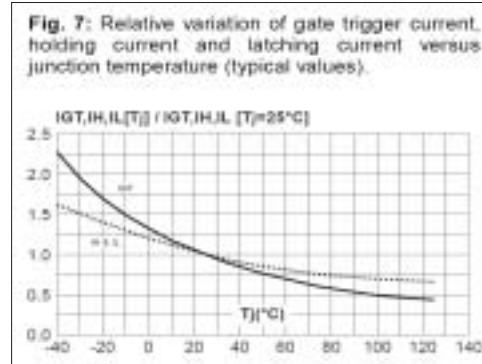
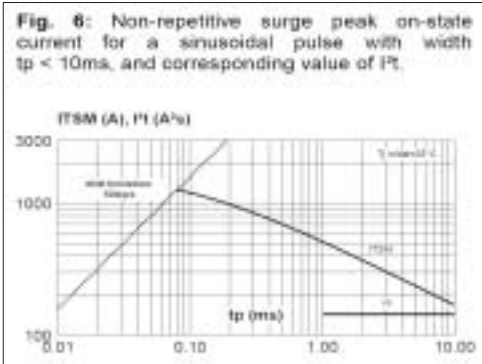
### Dynamic Characteristics

$V_{TM}$	$I_{TM}=22.5\text{A}$ $t_p=380\mu\text{s}$	$T_j=25^\circ\text{C}$	-	-	1.55	V
$V_{to}$	Threshold voltage	$T_j=125^\circ\text{C}$	-	-	0.85	V
$R_d$	Dynamic resistance	$T_j=125^\circ\text{C}$	-	-	25	$\text{m}\Omega$

Description



Description

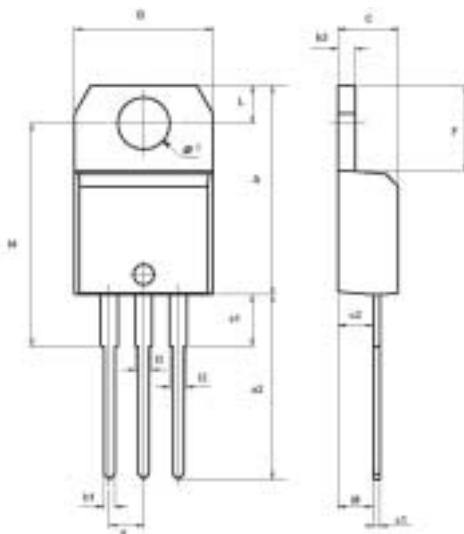


### HAOPIN MICROELECTRONICS CO.,LTD.

#### MECHANICAL DATA

Dimensions in mm

Net Mass: 2g



REF.	DIMENSIONS					
	Millimeters			Inches		
	Min.	Typ.	Max.	Min.	Typ.	Max.
A	15.20		15.90	0.598		0.625
a1		3.75			0.147	
a2	13.00		14.00	0.511		0.551
B	10.00		10.40	0.393		0.409
b1	0.61		0.88	0.024		0.034
b2	1.23		1.32	0.048		0.051
C	4.40		4.60	0.173		0.181
c1	0.49		0.70	0.019		0.027
c2	2.40		2.72	0.094		0.107
e	2.40		2.70	0.094		0.106
F	6.20		6.60	0.244		0.259
I	3.75		3.85	0.147		0.151
I4	15.80	16.40	16.80	0.622	0.646	0.661
L	2.65		2.95	0.104		0.116
I2	1.14		1.70	0.044		0.066
I3	1.14		1.70	0.044		0.066
M		2.60			0.102	