


HRA Series

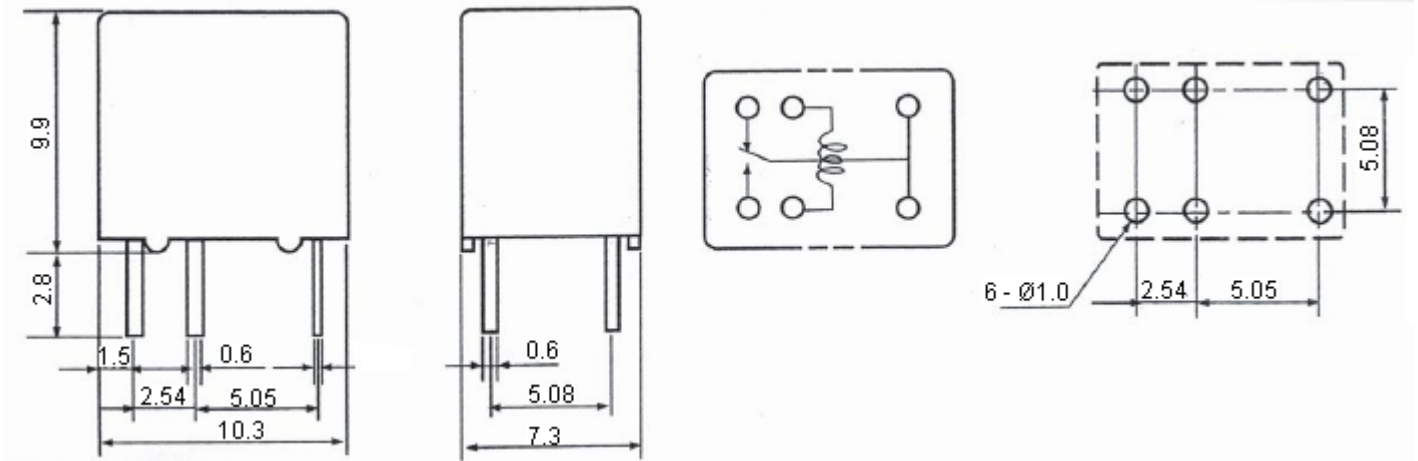
Subminiature Power Relays



Features:

- SPCO series of relays.
- Small size and light weight.
- Plastic sealed (washable).
- DIL pitch terminal.

Dimensions



Dimensions : Millimetres

Specifications:

Contact Data

Contact arrangement	: SPCO (1 Form C).
Contact material	: AuAg.
Maximum switching voltage	: 30V dc/120V ac.
Maximum switching current	: 2.0A.
Maximum switching power	: 120VA/30W.

HRA Series

Subminiature Power Relays



Specifications:

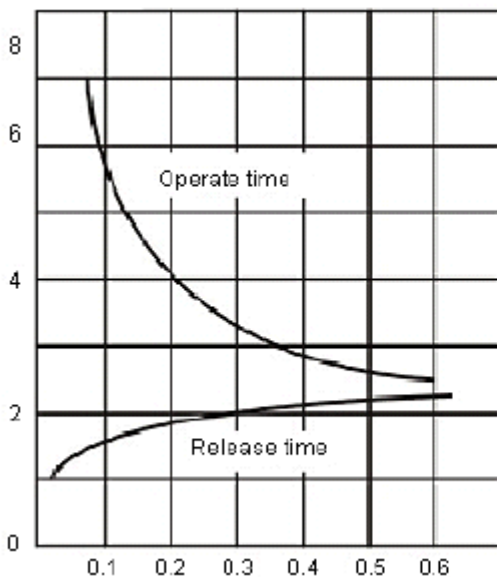
Contact resistance : 50mΩ.
Life expectancy : Electrical : 100,000 operations.
Mechanical : Mechanical : 10,000,000 operations.

General Data

Minimum insulation resistance : 100MΩ.
Dielectric strength : 500V ac, 1 minute between open contacts
1,000V ac, 1 minute, contacts and coil.
Maximum operate time : 6ms.
Maximum release time : 4ms.
Operating temperature range : -25 to +70°C.
Shock resistance : Endurance : 1000m/s².
Misoperation : 100m/s².
Vibration resistance : Endurance : 10 to 55Hz, 1.5mm double amplitude.
Misoperation : 10 to 55Hz, 1.5mm double amplitude.
Heating : 80 ±2°C 96 hours.
Cold : -40 ±2°C 96 hours.
Humidity : 85% RH.

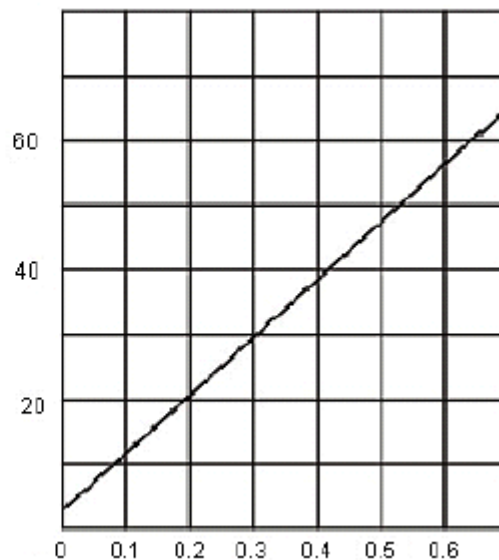
HRA(H) Characteristic Data:

Timing
Time (ms)



Coil Power (W)

Coil Temperature Rise
Temperature Rise (°C)



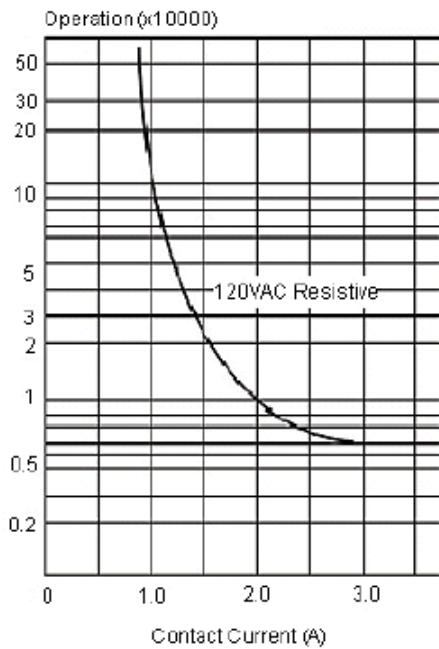
Coil Power (W)

HRA Series

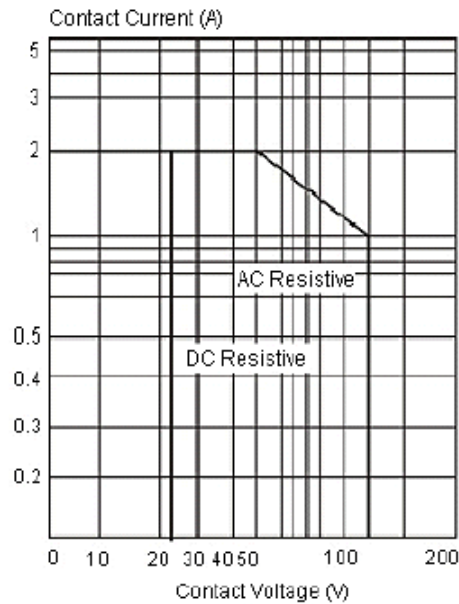
Subminiature Power Relays



Life Curve



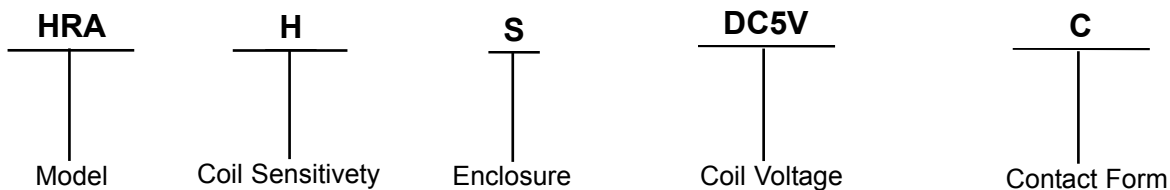
Maximum Switching Power



Coil Data Chart

Description	Nominal Voltage (V dc)	Coil Resistance ($\Omega \pm 10\%$)	Operating Voltage ($\leq V$ dc)	Coil Resistance Voltage ($\geq V$ dc)	Coil Consumption (mW)	Part Number
Relay, PCB, SPCO, 5V DC	5	55	3.5	0.5	450	HRA-S-DC5V-C
Relay, PCB, SPCO, 12V DC	12	320	8.4	1.2		HRA-S-DC12V-C
Relay, PCB, SPCO, 24V DC	24	1280	16.8	2.4		HRA-S-DC24V-C
Relay, PCB, SPCO, 5V DC	5	75	3.5	0.5	300	HRAH-S-DC5V-C
Relay, PCB, SPCO, 12V DC	12	440	8.4	1.2		HRAH-S-DC12V-C
Relay, PCB, SPCO, 24V DC	24	1515	16.8	2.4	380	HRAH-S-DC24V-C

Part Number Explanation:



Coil Sensitivity : H = High sensitivity and Nil = standard.
 Enclosure : S = Plastic sealed type
 Coil Voltage : 5, 12 and 24V dc.
 Contact Form : C = 1 Form C.

Disclaimer This data sheet and its contents (the "Information") belong to the Premier Farnell Group (the "Group") or are licensed to it. No licence is granted for the use of it other than for information purposes in connection with the products to which it relates. No licence of any intellectual property rights is granted. The Information is subject to change without notice and replaces all data sheets previously supplied. The Information supplied is believed to be accurate but the Group assumes no responsibility for its accuracy or completeness, any error in or omission from it or for any use made of it. Users of this data sheet should check for themselves the Information and the suitability of the products for their purpose and not make any assumptions based on information included or omitted. Liability for loss or damage resulting from any reliance on the Information or use of it (including liability resulting from negligence or where the Group was aware of the possibility of such loss or damage arising) is excluded. This will not operate to limit or restrict the Group's liability for death or personal injury resulting from its negligence. SPC Multicomp is the registered trademark of the Group. © Premier Farnell plc 2010.