



HSA1538S

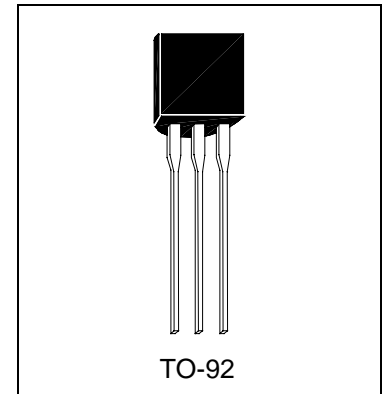
PNP EPITAXIAL PLANAR TRANSISTOR

Description

The HSA1538S is designed for use in high-definition CRT display video output, wide-band amplifier applications..

Absolute Maximum Ratings

- Maximum Temperatures
 Storage Temperature -55 ~ +150 °C
 Junction Temperature +150 °C Maximum
- Maximum Power Dissipation
 Total Power Dissipation (Ta=25°C) 900 mW
- Maximum Voltages and Currents (Ta=25°C)
 VCBO Collector to Base Voltage -120 V
 VCEO Collector to Emitter Voltage -120 V
 VEBO Emitter to Base Voltage -3 V
 IC Collector Current -200 mA
 Icp Peak Collector Current -400 mA



Characteristics (Ta=25°C)

Symbol	Min.	Typ.	Max.	Unit	Test Conditions
BVCBO	-120	-	-	V	IC=-10uA, IE=0
BVCEO	-120	-	-	V	IC=-1mA, IB=0
BVEBO	-3	-	-	V	IE=-100uA, IC=0
ICBO	-	-	-0.1	uA	VCB=-80V, IE=0
IEBO	-	-	-0.1	uA	VEB=-2V, IC=0
*VCE(sat)	-	-	-1	V	IC=-30mA, IB=-3mA
*VBE(sat)	-	-	-1	V	IC=-30mA, IB=-3mA
*hFE1	60	160	320		VCE=-10V, IC=-10mA
*hFE2	40	-	-		VCE=-10V, IC=-100mA
fT	-	400	-	MHz	VCE=-10V, IC=-50mA
Cob	-	2.8	-	pF	VCB=-30V, f=1MHz

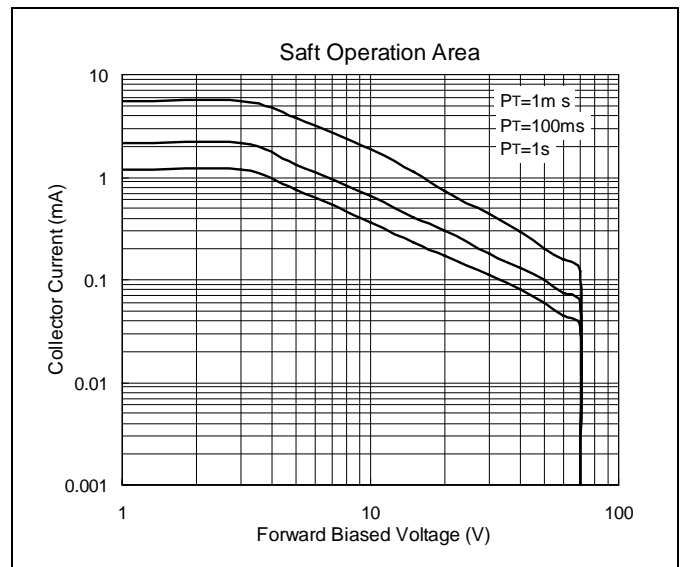
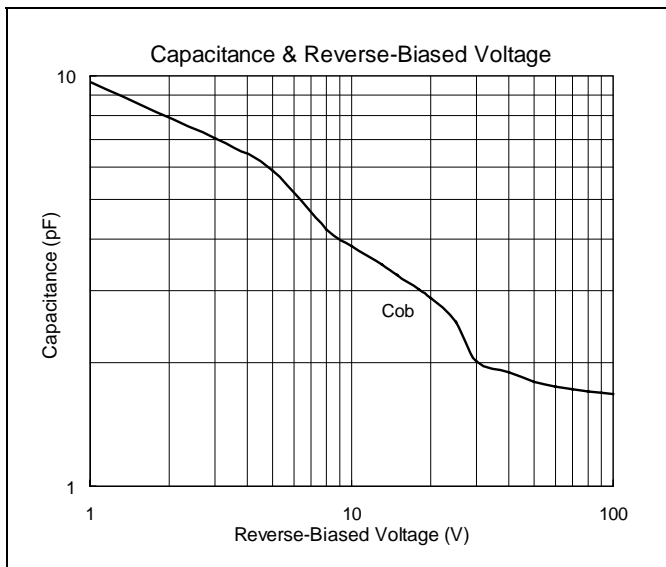
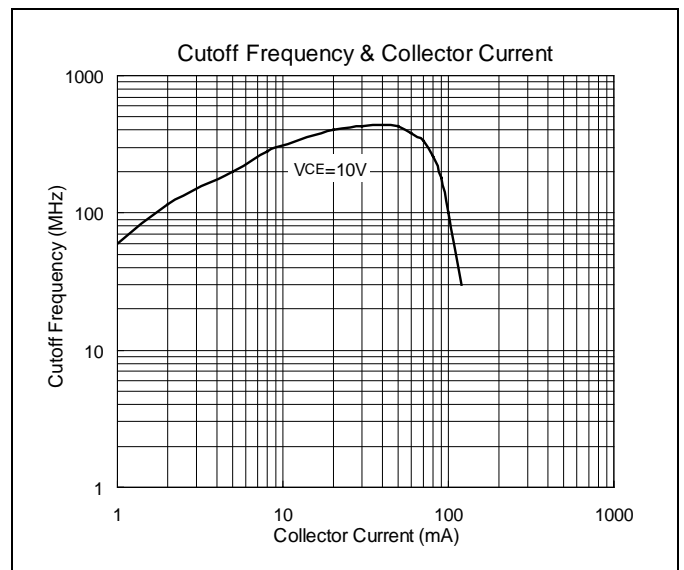
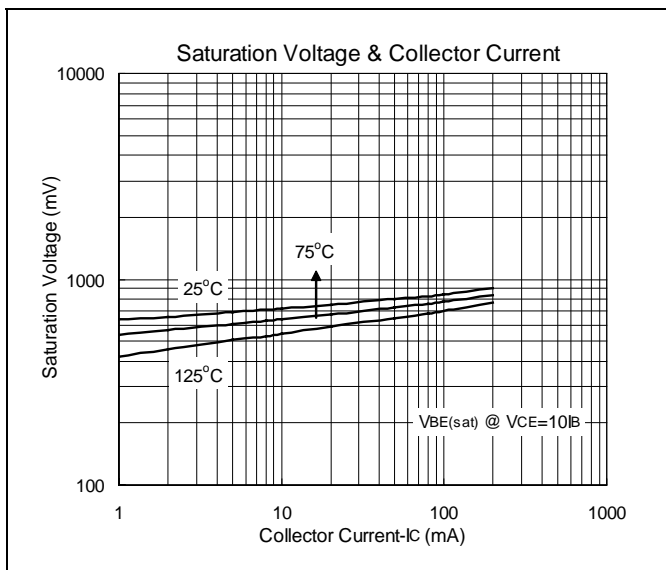
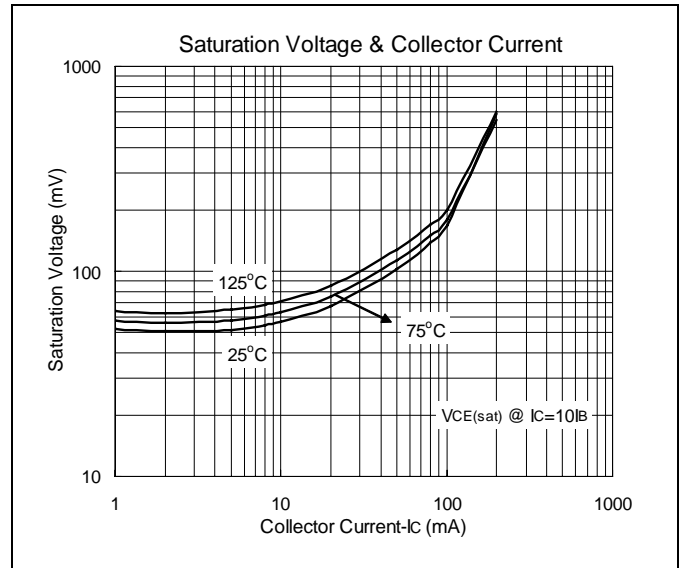
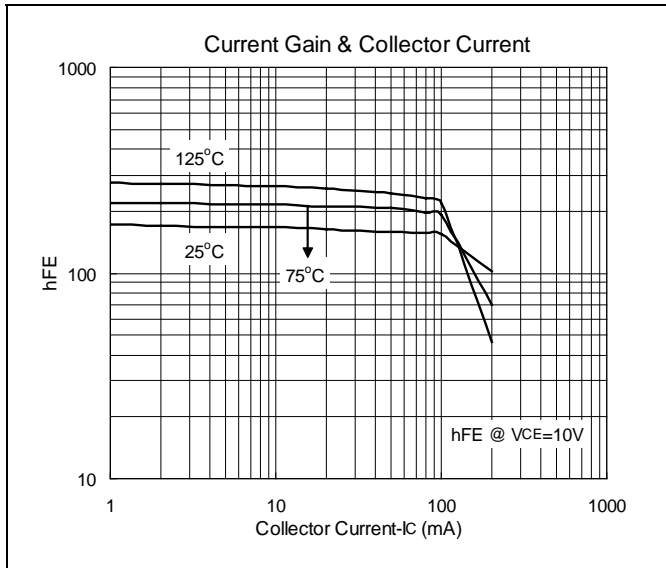
*Pulse Test: Pulse Width ≤380us, Duty Cycle≤2%

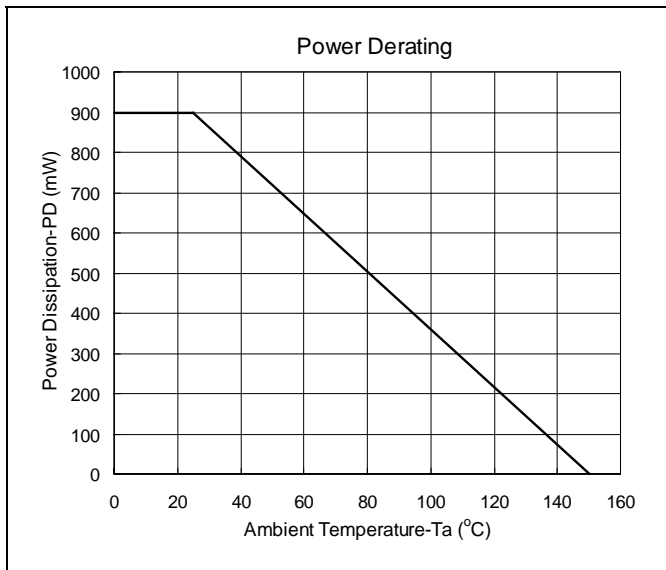
Classification Of hFE1

Rank	D	E	F
Range	60-120	100-200	160-320



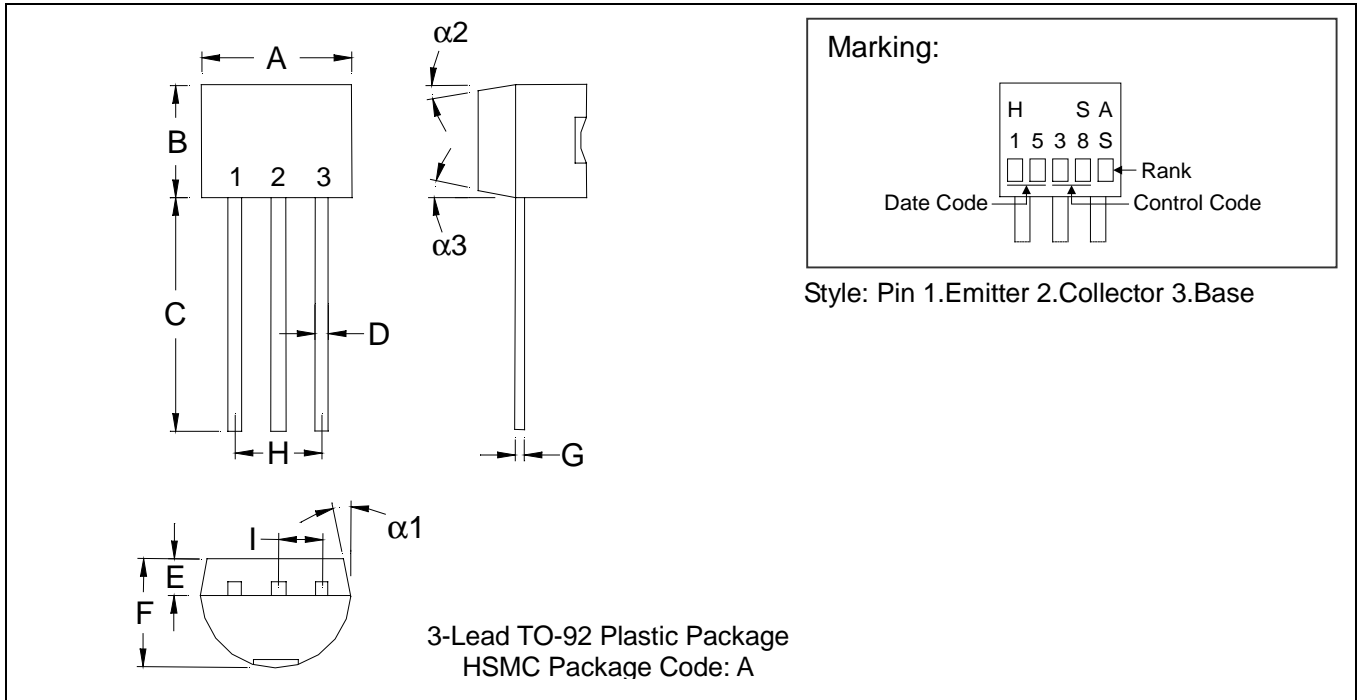
Characteristics Curve







TO-92 Dimension



*: Typical

DIM	Inches		Millimeters		DIM	Inches		Millimeters	
	Min.	Max.	Min.	Max.		Min.	Max.	Min.	Max.
A	0.1704	0.1902	4.33	4.83	G	0.0142	0.0220	0.36	0.56
B	0.1704	0.1902	4.33	4.83	H	-	*0.1000	-	*2.54
C	0.5000	-	12.70	-	I	-	*0.0500	-	*1.27
D	0.0142	0.0220	0.36	0.56	$\alpha 1$	-	*5°	-	*5°
E	-	*0.0500	-	*1.27	$\alpha 2$	-	*2°	-	*2°
F	0.1323	0.1480	3.36	3.76	$\alpha 3$	-	*2°	-	*2°

- Notes:**
- 1.Dimension and tolerance based on our Spec. dated Apr. 25,1996.
 - 2.Controlling dimension: millimeters.
 - 3.Maximum lead thickness includes lead finish thickness, and minimum lead thickness is the minimum thickness of base material.
 - 4.If there is any question with packing specification or packing method, please contact your local HSMC sales office.

Material:

- Lead: 42 Alloy; solder plating
- Mold Compound: Epoxy resin family, flammability solid burning class: UL94V-0

Important Notice:

- All rights are reserved. Reproduction in whole or in part is prohibited without the prior written approval of HSMC.
- HSMC reserves the right to make changes to its products without notice.
- **HSMC semiconductor products are not warranted to be suitable for use in Life-Support Applications, or systems.**
- HSMC assumes no liability for any consequence of customer product design, infringement of patents, or application assistance.

Head Office And Factory:

- **Head Office** (Hi-Sincerity Microelectronics Corp.): 10F.,No. 61, Sec. 2, Chung-Shan N. Rd. Taipei Taiwan R.O.C.
Tel: 886-2-25212056 Fax: 886-2-25632712, 25368454
- **Factory 1:** No. 38, Kuang Fu S. Rd., Fu-Kou Hsin-Chu Industrial Park Hsin-Chu Taiwan. R.O.C
Tel: 886-3-5983621~5 Fax: 886-3-5982931