
HSM2838C

Silicon Epitaxial Planar Diode for High Speed Switching

HITACHI

ADE-208-029B (Z)
Rev. 2

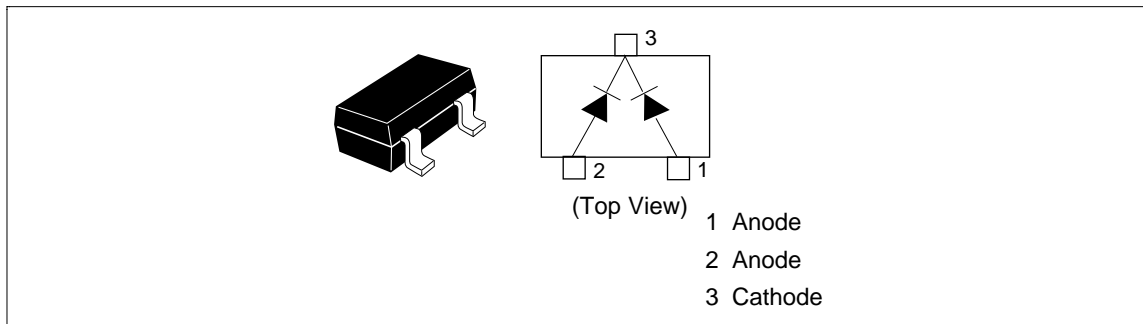
Features

- Fast recovery time.
- MPAK package is suitable for high density surface mounting and high speed assembly.

Ordering Information

Type No.	Laser Mark	Package Code
HSM2838C	A6	MPAK

Pin Arrangement



HSM2838C

Absolute Maximum Ratings*² (Ta = 25°C)

Item	Symbol	Value	Unit
Peak reverse voltage	V _{RM}	85	V
Reverse voltage	V _R	80	V
Peak forward current	I _{FM}	300	mA
Non-Repetitive peak forward surge current	I _{FSM} * ¹	4	A
Average forward current	I _O	100	mA
Junction temperature	T _j	125	°C
Storage temperature	T _{stg}	-55 to +125	°C

Notes: 1. Within 1μs forward surge current.
2. Per one device

Electrical Characteristics* (Ta = 25°C)

Item	Symbol	Min	Typ	Max	Unit	Test Condition
Forward voltage	V _{F1}	—	0.76	1.0	V	I _F = 10mA
	V _{F2}	—	0.88	1.0		I _F = 50mA
	V _{F3}	—	0.97	1.2		I _F = 100mA
Reverse current	I _R	—	—	0.1	μA	V _R = 80V
Capacitance	C	—	0.5	2.0	pF	V _R = 0V, f = 1MHz
Reverse recovery time	t _{rr}	—	—	3.0	ns	I _F = 10mA, V _R = 6V, R _L = 50Ω

Note: Per one device

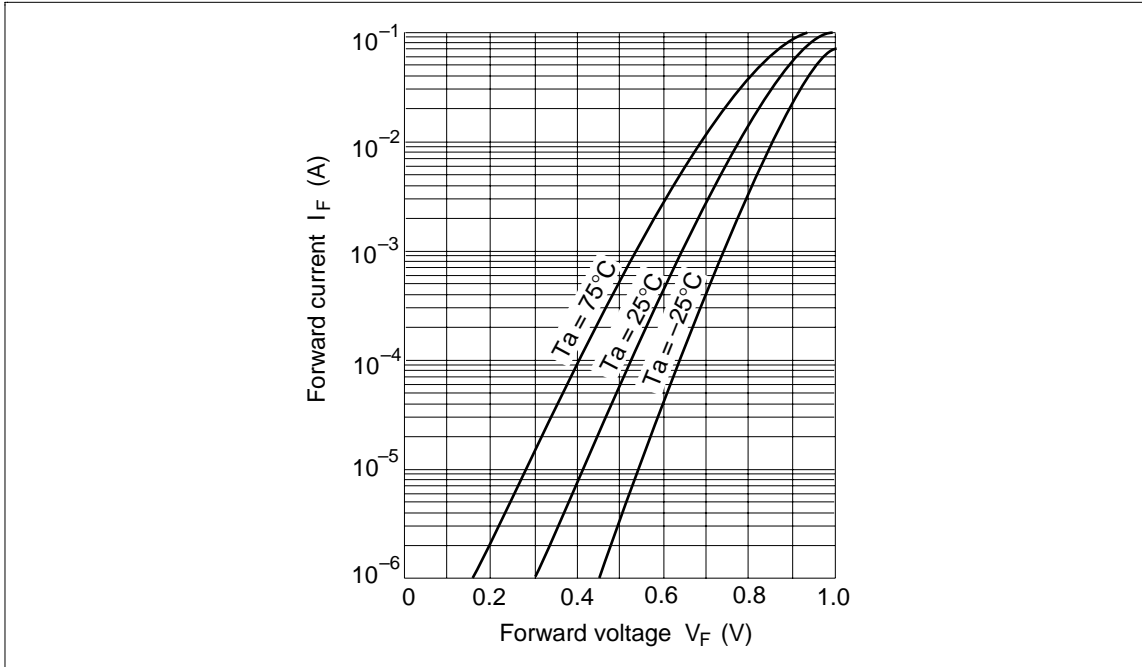


Fig.1 Forward current Vs. Forward voltage

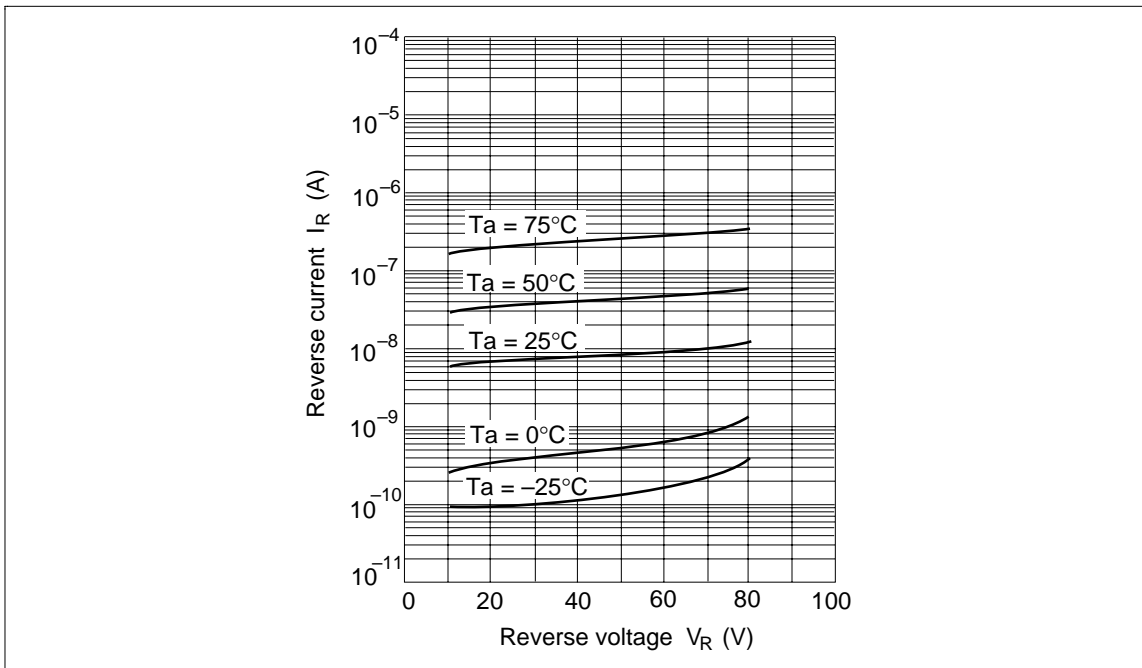


Fig.2 Reverse current Vs. Reverse voltage

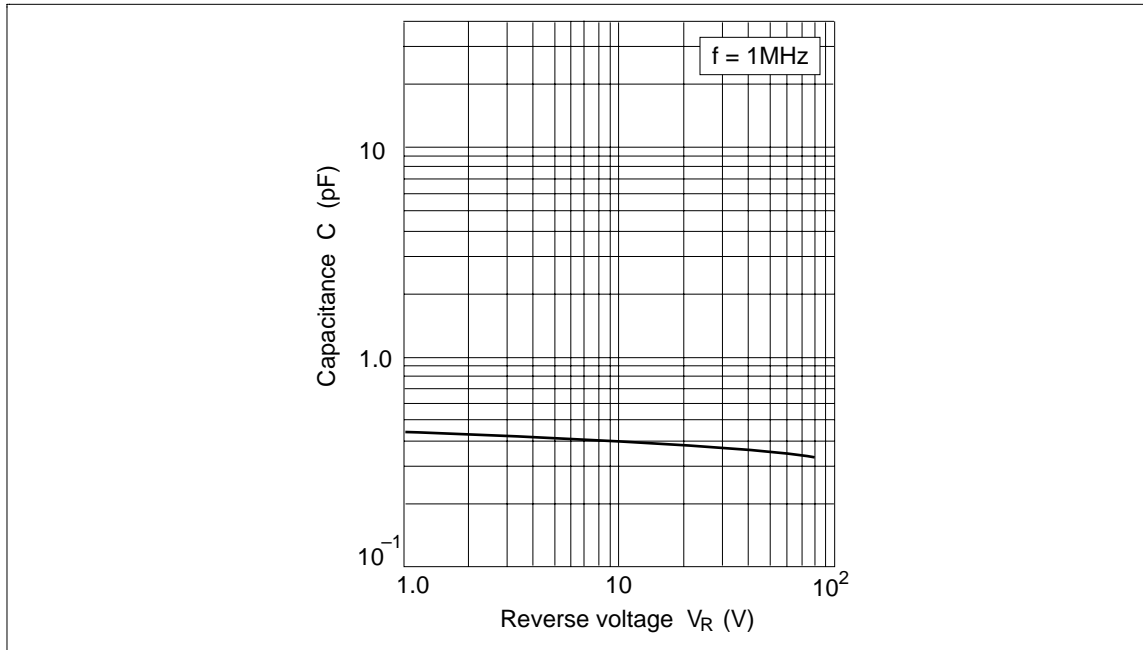


Fig.3 Capacitance Vs. Reverse voltage

Package Dimensions

