

## 1A, 50V - 1000V Glass Passivated High Efficient Rectifiers

### FEATURES

- Glass passivated chip junction
- High current capability
- High reliability
- High surge current capability
- High efficiency, Low VF
- Compliant to RoHS Directive 2011/65/EU and in accordance to WEEE 2002/96/EC
- Halogen-free according to IEC 61249-2-21



**TS-1**



### MECHANICAL DATA

**Case:** TS-1

Molding compound, UL flammability classification rating 94V-0

Paer no. with suffix "H" means AEC-Q101 qualified

Packing code with suffix "G" means green compound (halogen-free)

**Terminal:** Pure tin plated leads, solderable per JESD22-B102

Meet JESD 201 class 2 whisker test

**Weight:** 0.2g (approximately)

MAXIMUM RATINGS AND ELECTRICAL CHARACTERISTICS (T <sub>A</sub> =25°C unless otherwise noted)											
PARAMETER	SYMBOL	HT 11G	HT 12G	HT 13G	HT 14G	HT 15G	HT 16G	HT 17G	HT 18G	UNIT	
Maximum repetitive peak reverse voltage	V <sub>RRM</sub>	50	100	200	300	400	600	800	1000	V	
Maximum RMS voltage	V <sub>RMS</sub>	35	70	140	210	280	420	560	700	V	
Maximum DC blocking voltage	V <sub>DC</sub>	50	100	200	300	400	600	800	1000	V	
Maximum average forward rectified current	I <sub>F(AV)</sub>	1								A	
Peak forward surge current, 8.3 ms single half sine-wave superimposed on rated load	I <sub>FSM</sub>	30								A	
Maximum instantaneous forward voltage (Note 1) @ 1 A	V <sub>F</sub>	1.0			1.3		1.7			V	
Maximum reverse current @ rated V <sub>R</sub> T <sub>J</sub> =25°C T <sub>J</sub> =125°C	I <sub>R</sub>	5 150								μA	
Maximum reverse recovery time (Note 2)	t <sub>rr</sub>	50					75				ns
Typical junction capacitance (Note 3)	C <sub>J</sub>	15					10				pF
Typical thermal resistance	R <sub>θJA</sub>	95								°C/W	
Operating junction temperature range	T <sub>J</sub>	- 55 to +150								°C	
Storage temperature range	T <sub>STG</sub>	- 55 to +150								°C	

Note 1: Pulse test with PW=300μs, 1% duty cycle

Note 2: Reverse Recovery Test Conditions: I<sub>F</sub>=0.5A, I<sub>R</sub>=1.0A, I<sub>RR</sub>=0.25A

Note 3: Measured at 1 MHz and Applied Reverse Voltage of 4.0V D.C.

ORDERING INFORMATION					
PART NO.	PART NO. SUFFIX	PACKING CODE	PACKING CODE SUFFIX (*)	PACKAGE	PACKING
HT1xG (Note 1)	H	A0	G	TS-1	3,000 / Ammo box (52mm taping)
		A1		TS-1	3,000 / Ammo box (26mm taping)
		R0		TS-1	5,000 / 13" Paper reel
		B0		TS-1	1,000 / Bulk packing

Note 1: "x" defines voltage from 50V (HT11G) to 1000V (HT18G)

\*: Optional available

EXAMPLE					
PREFERRED P/N	PART NO.	PART NO. SUFFIX	PACKING CODE	PACKING CODE SUFFIX	DESCRIPTION
HT17GHA0G	HT17G	H	A0	G	AEC-Q101 qualified Green compound

**RATINGS AND CHARACTERISTICS CURVES**

(T<sub>A</sub>=25°C unless otherwise noted)

FIG.1 MAXIMUM FORWARD CURRENT DERATING CURVE

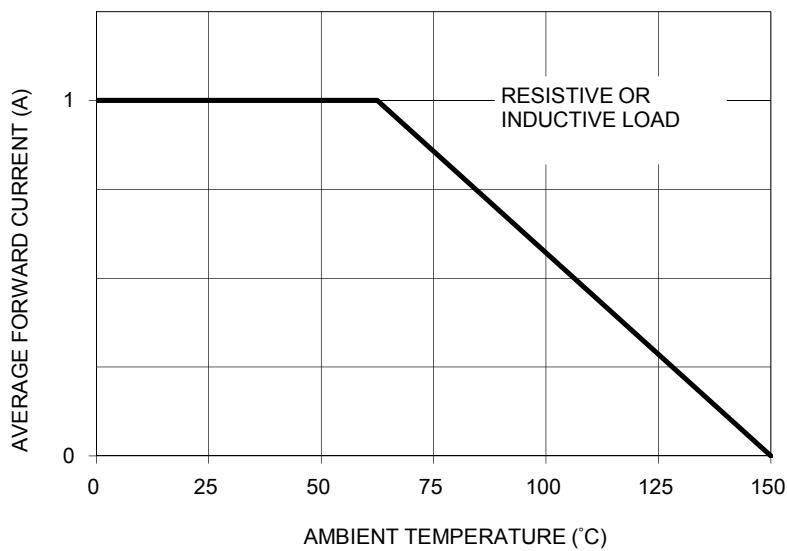


FIG. 2 TYPICAL REVERSE CHARACTERISTICS

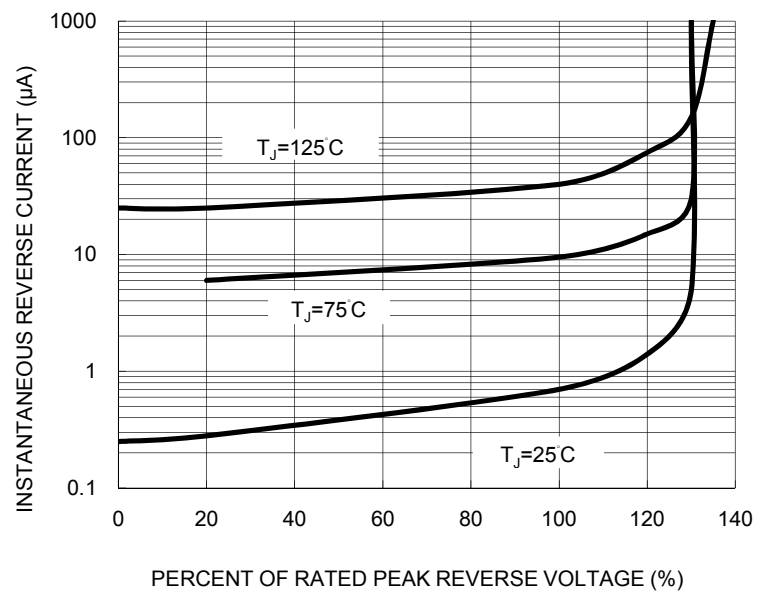


FIG. 3 MAXIMUM NON-REPETITIVE FORWARD SURGE CURRENT



FIG. 4 TYPICAL INSTANTANEOUS FORWARD CHARACTERISTICS

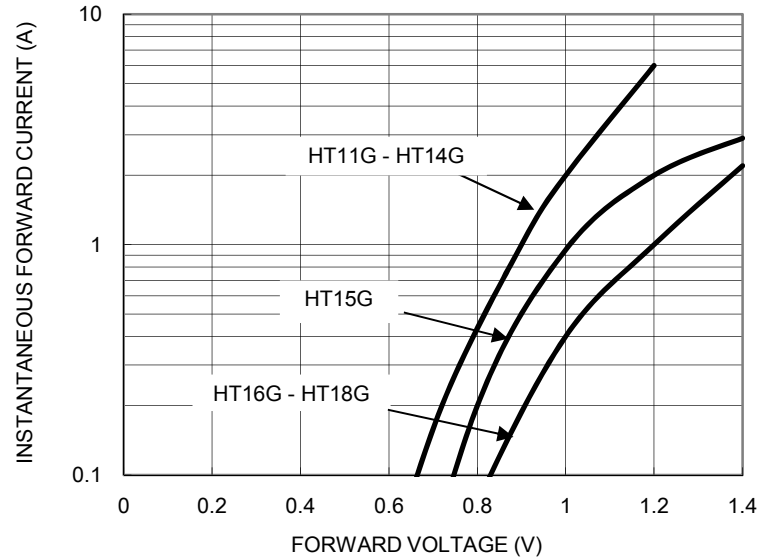


FIG. 5 TYPICAL JUNCTION CAPACITANCE

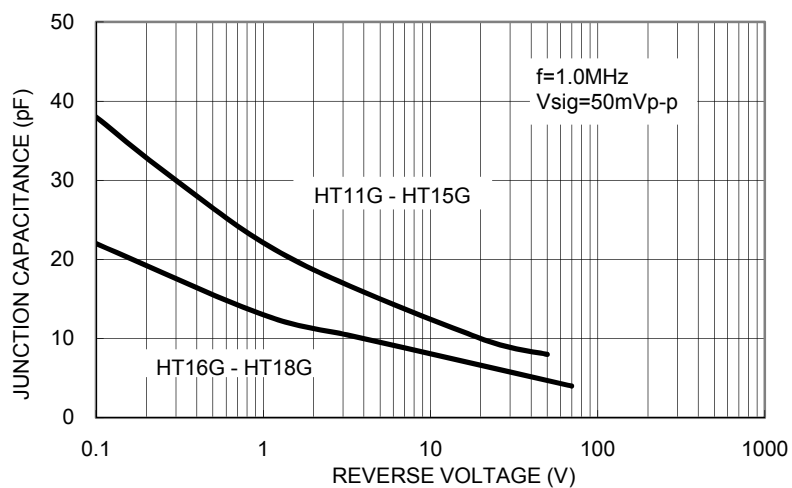
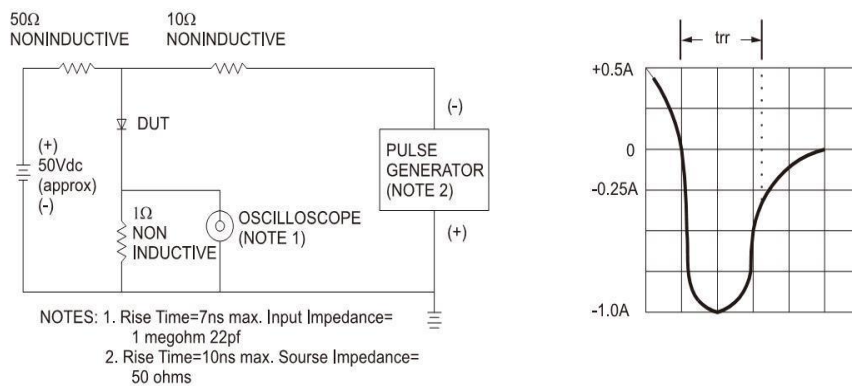
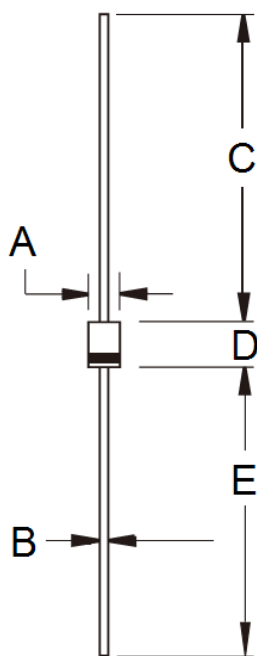


FIG.6 REVERSE RECOVERY TIME CHARACTERISTIC AND TEST CIRCUIT DIAGRAM




PACKAGE OUTLINE DIMENSIONS

TS-1



DIM.	Unit (mm)		Unit (inch)	
	Min	Max	Min	Max
A	2.00	2.70	0.079	0.106
B	0.53	0.64	0.021	0.025
C	25.40	-	1.000	-
D	3.00	3.30	0.118	0.130
E	25.40	-	1.000	-

MARKING DIAGRAM



- P/N = Specific Device Code
- G = Green Compound
- YW = Date Code
- F = Factory Code

## Notice

Specifications of the products displayed herein are subject to change without notice. TSC or anyone on its behalf, assumes no responsibility or liability for any errors or inaccuracies.

Information contained herein is intended to provide a product description only. No license, express or implied, to any intellectual property rights is granted by this document. Except as provided in TSC's terms and conditions of sale for such products, TSC assumes no liability whatsoever, and disclaims any express or implied warranty, relating to sale and/or use of TSC products including liability or warranties relating to fitness for a particular purpose, merchantability, or infringement of any patent, copyright, or other intellectual property right.

The products shown herein are not designed for use in medical, life-saving, or life-sustaining applications. Customers using or selling these products for use in such applications do so at their own risk and agree to fully indemnify TSC for any damages resulting from such improper use or sale.