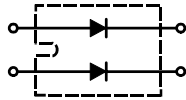

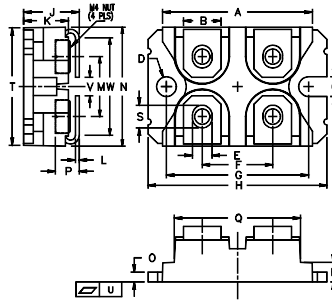


# HUR2x60-30, HUR2x60-40

High-Performance Wide Temperature Range Ultra Fast Recovery Epitaxial Diode



Dimensions SOT-227(ISOTOP)



Dim.	Millimeter		Inches	
	Min.	Max.	Min.	Max.
A	31.50	31.88	1.240	1.255
B	7.80	8.20	0.307	0.323
C	4.09	4.29	0.161	0.169
D	4.09	4.29	0.161	0.169
E	4.09	4.29	0.161	0.169
F	14.91	15.11	0.587	0.595
G	30.12	30.30	1.186	1.193
H	37.80	38.20	1.489	1.505
J	11.68	12.22	0.460	0.481
K	8.92	9.60	0.351	0.378
L	0.76	0.84	0.030	0.033
M	12.60	12.85	0.496	0.506
N	25.15	25.42	0.990	1.001
O	1.98	2.13	0.078	0.084
P	4.95	5.97	0.195	0.235
Q	26.54	26.90	1.045	1.059
R	3.94	4.42	0.155	0.174
S	4.72	4.85	0.186	0.191
T	24.59	25.07	0.968	0.987
U	-0.05	0.1	-0.002	0.004
V	3.30	4.57	0.130	0.180
W	0.780	0.830	0.031	0.033

	V <sub>RSM</sub>	V <sub>RRM</sub>
	V	V
HUR2x60-30	300	300
HUR2x60-40	400	400

Symbol	Test Conditions	Maximum Ratings	Unit
I <sub>FRMS</sub>	T <sub>C</sub> =75°C; rectangular, d=0.5	100	A
I <sub>FAVM</sub>		60	
I <sub>FSM</sub>	T <sub>VJ</sub> =45°C; t <sub>p</sub> =10ms (50Hz), sine	600	A
E <sub>AS</sub>	T <sub>VJ</sub> =25°C; non-repetitive; I <sub>AS</sub> =4A; L=180uH	1.6	mJ
I <sub>AR</sub>	V <sub>A</sub> =1.5·V <sub>R</sub> typ.; f=10kHz; repetitive	0.4	A
T <sub>VJ</sub>		-40...+150	°C
T <sub>VJM</sub>		150	
T <sub>stg</sub>		-40...+150	
P <sub>tot</sub>	T <sub>C</sub> =25°C	140	W
V <sub>ISOL</sub>	50/60Hz, RMS I <sub>ISOL</sub> ≤1mA	2500	V~
M <sub>d</sub>	mounting torque (M4) terminal connection torque (M4)	1.1-1.5/9-13 1.1-1.5/9-13	Nm/lb.in.
Weight	typical	30	g

Sirectifier®

# HUR2x60-30, HUR2x60-40

High-Performance Wide Temperature Range Ultra Fast Recovery Epitaxial Diode

Symbol	Test Conditions	Characteristic Values		Unit
		typ.	max.	
<b>I<sub>R</sub></b>	$T_{VJ}=25^{\circ}\text{C}; V_R=V_{RRM}$ $T_{VJ}=150^{\circ}\text{C}; V_R=V_{RRM}$		0.65 2.5	mA
<b>V<sub>F</sub></b>	$I_F=60\text{A}; T_{VJ}=125^{\circ}\text{C}$ $T_{VJ}=25^{\circ}\text{C}$		1.26 1.68	V
<b>R<sub>thJC</sub></b> <b>R<sub>thCH</sub></b>		0.1	0.85	K/W
<b>t<sub>rr</sub></b>	$I_F=1\text{A}; -di/dt=300\text{A}/\mu\text{s}; V_R=30\text{V}; T_{VJ}=25^{\circ}\text{C}$	30		ns
<b>I<sub>RM</sub></b>	$V_R=100\text{V}; I_F=130\text{A}; -di_F/dt=100\text{A}/\mu\text{s}; T_{VJ}=100^{\circ}\text{C}$		4.8	A

## FEATURES

- \* International standard package miniBLOC
- \* Isolation voltage 2500 V~
- \* 2 independent FRED in 1 package
- \* Planar passivated chips
- \* Very short recovery time
- \* Extremely low switching losses
- \* Low I<sub>RM</sub>-values
- \* Soft recovery behaviour

## APPLICATIONS

- \* Antiparallel diode for high frequency switching devices
- \* Antisaturation diode
- \* Snubber diode
- \* Free wheeling diode in converters and motor control circuits
- \* Rectifiers in switch mode power supplies (SMPS)
- \* Inductive heating
- \* Uninterruptible power supplies (UPS)
- \* Ultrasonic cleaners and welders

## ADVANTAGES

- \* Avalanche voltage rated for reliable operation
- \* Soft reverse recovery for low EMI/RFI
- \* Low I<sub>RM</sub> reduces:
  - Power dissipation within the diode
  - Turn-on loss in the commutating switch

**Sirectifier**®

# HUR2x60-30, HUR2x60-40

High-Performance Wide Temperature Range Ultra Fast Recovery Epitaxial Diode

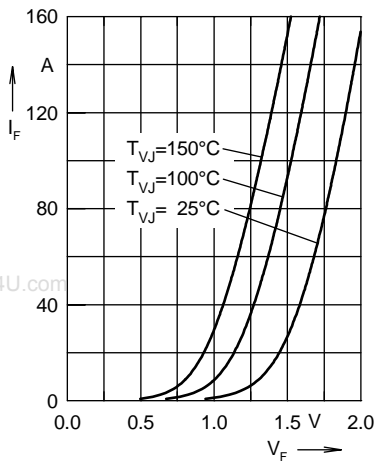


Fig. 1 Forward current  $I_F$  versus  $V_F$

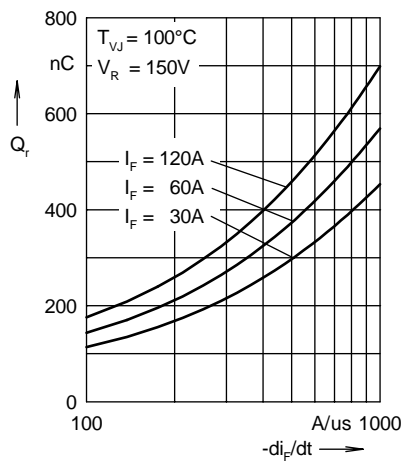


Fig. 2 Reverse recovery charge  $Q_r$  versus  $-di_F/dt$

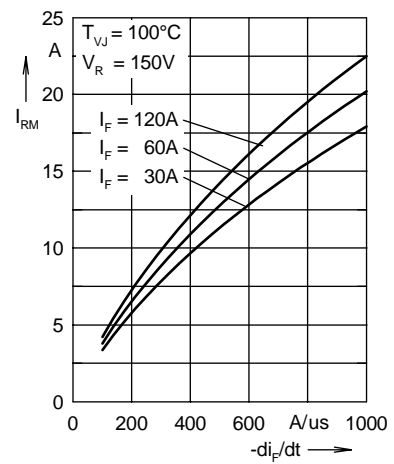


Fig. 3 Peak reverse current  $I_{RM}$  versus  $-di_F/dt$

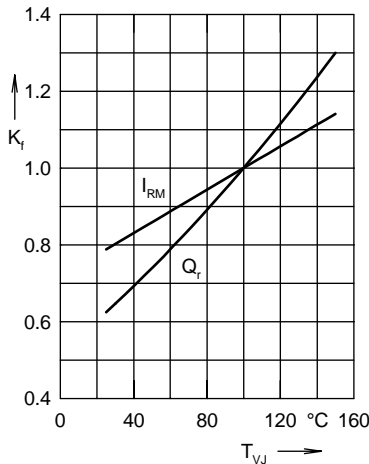


Fig. 4 Dynamic parameters  $Q_r$ ,  $I_{RM}$  versus  $T_{VJ}$

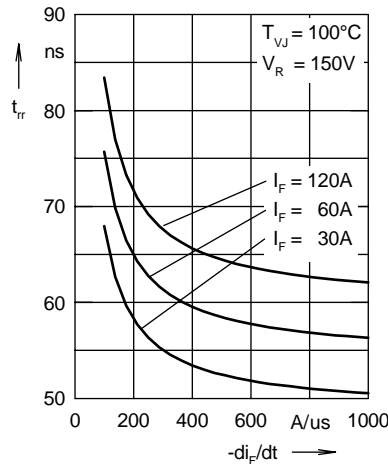


Fig. 5 Recovery time  $t_{tr}$  versus  $-di_F/dt$

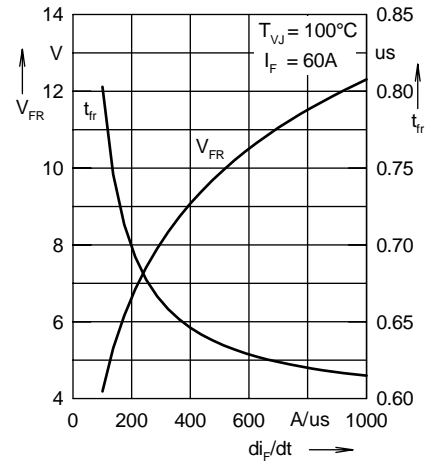


Fig. 6 Peak forward voltage  $V_{FR}$  and  $t_{tr}$  versus  $di_F/dt$

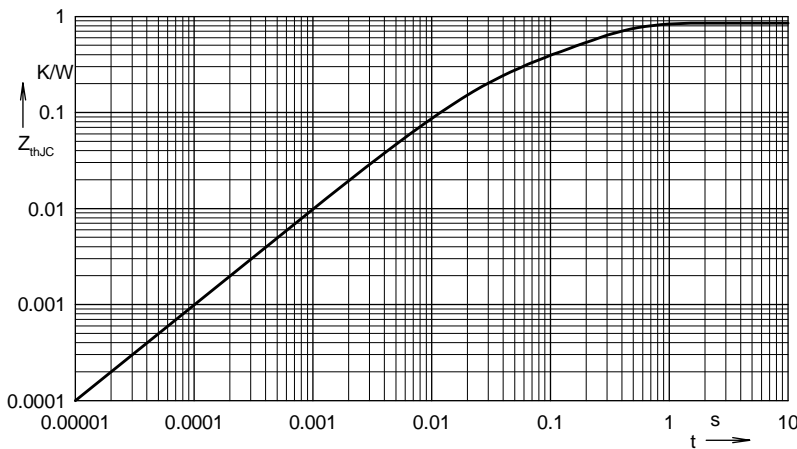


Fig. 7 Transient thermal resistance junction to case

Constants for  $Z_{thJC}$  calculation:

i	$R_{thi}$ (K/W)	$t_i$ (s)
1	0.307	0.0055
2	0.353	0.009
3	0.089	0.0007
4	0.101	0.04

**Sirectifier**®