


- Features:**
- Absolute voltage ratings up to 40,000 volts
 - Ohmic values to 50G
 - Available with wire bondable terminations
 - Tight tolerances to 0.1%
 - Utilizes fine film resistor deposition technology
 - Superior pulse handling capabilities
 - Low TCR to 25 ppm/°C
 - Low VCR to 1 ppm/volt
 - Very low noise
 - Ultra high stability
 - Custom sizes available
 - Higher or lower resistance values may be available (contact factory)
 - Standard HVC parts are unmarked
 - RoHS compliant



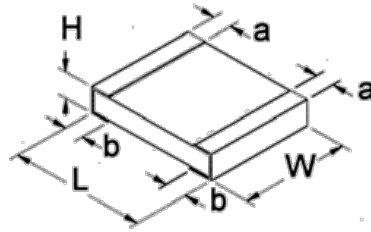
Electrical Specifications													
Type / Code	Power Rating (Watts) @ 70°C	Maximum Working Voltage (1)	Absolute Maximum Voltage (2)	Resistane Temperature Coefficient	Ohmic Range (Ω) and Tolerance								
					0.1%	0.25%	0.5%	1%	2%	5%	10%	20%	
HVC0603	0.06W	400V	5KV	± 50 ppm/°C ± 100 ppm/°C ± 200 ppm/°C	-	10K - 10M	10K - 100M	10K - 500M					
							10K - 500M	10K - 1G	10K - 1G	10K - 10G	10K - 50G		
HVC0805	0.2W	600V	10KV	± 50 ppm/°C ± 100 ppm/°C ± 200 ppm/°C	-	10K - 10M	10K - 500M						
							10K - 1G	10K - 1G	10K - 10G	10K - 50G			
HVC1206	0.33	1500V	15KV	± 25 ppm/°C	-	10K - 10M	1M - 100M						
				± 50 ppm/°C			100K - 100M	100K - 500M					
				± 100 ppm/°C			10K - 100M	10K - 100M	10K - 500M	10K - 1G	10K - 1G		
				± 200 ppm/°C			10K - 100M	10K - 100M	10K - 500M	10K - 1G	10K - 10G	10K - 50G	
HVC2010	1W	2000V	20KV	± 25 ppm/°C	-	10K - 10M	1M - 100M						
				± 50 ppm/°C			100K - 100M	100K - 500M					
				± 100 ppm/°C			10K - 100M	10K - 100M	10K - 500M	10K - 1G	10K - 1G		
				± 200 ppm/°C			10K - 100M	10K - 100M	10K - 500M	10K - 1G	10K - 10G	10K - 50G	
HVC2512	2W	3000V	25KV	± 25 ppm/°C	-	10K - 10M	1M - 500M						
				± 50 ppm/°C			100K - 100M	100K - 500M	100K - 1G				
				± 100 ppm/°C			10K - 100M	10K - 500M	10K - 1G	10K - 10G	100K - 10G	100K - 50G	
				± 200 ppm/°C			10K - 100M	10K - 500M	10K - 1G	10K - 10G	100K - 10G	100K - 50G	
HVC3512	3W	3500V	40KV	± 25 ppm/°C	-	10K - 10M	1M - 500M						
				± 50 ppm/°C			100K - 100M	100K - 500M	100K - 1G				
				± 100 ppm/°C			10K - 100M	10K - 500M	10K - 1G	10K - 10G	100K - 10G	100K - 50G	
				± 200 ppm/°C			10K - 100M	10K - 500M	10K - 1G	10K - 10G	100K - 10G	100K - 50G	

(1) The continuous maximum voltage applied cannot exceed the maximum power rating and is ohmic value dependent.

(2) To achieve, the terminals must be properly isolated from each other with appropriate potting material.

Note: Other case sizes and tolerances are available.

Mechanical Specifications



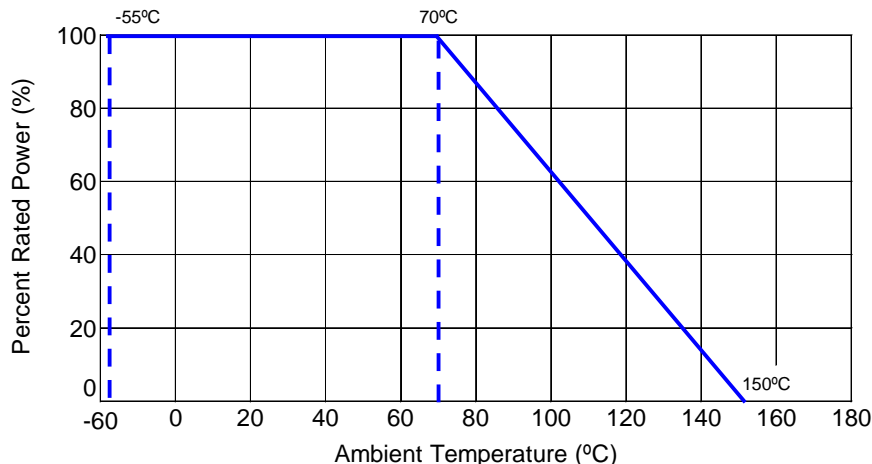
Type / Code	L Body Length	W Body Width	H Body Height (Max.)	a Top Termination	b Bottom Termination	Unit
HVC0603	0.063 ± 0.01	0.031 ± 0.005	0.020	0.010 ± 0.005	0.012 ± 0.008	inches
	1.60 ± 0.25	0.79 ± 0.13	0.51	0.25 ± 0.13	0.30 ± 0.20	mm
HVC0805	0.079 ± 0.01	0.050 ± 0.005	0.025	0.010 ± 0.005	0.013 ± 0.008	inches
	2.01 ± 0.25	1.27 ± 0.13	0.64	0.25 ± 0.13	0.33 ± 0.20	mm
HVC1206	0.126 ± 0.01	0.063 ± 0.005	0.030	0.010 ± 0.005	0.020 ± 0.010	inches
	3.20 ± 0.25	1.60 ± 0.13	0.76	0.25 ± 0.13	0.51 ± 0.25	mm
HVC2010	0.200 ± 0.01	0.100 ± 0.005	0.030	0.018 ± 0.010	0.020 ± 0.010	inches
	5.08 ± 0.25	2.54 ± 0.13	0.76	0.46 ± 0.25	0.51 ± 0.25	mm
HVC2512	0.250 ± 0.01	0.125 ± 0.005	0.030	0.020 ± 0.010	0.024 ± 0.010	inches
	6.35 ± 0.25	3.18 ± 0.13	0.76	0.51 ± 0.25	0.61 ± 0.25	mm
HVC3512	0.350 ± 0.01	0.125 ± 0.005	0.030	0.020 ± 0.010	0.024 ± 0.010	inches
	8.89 ± 0.25	3.18 ± 0.13	0.76	0.51 ± 0.25	0.61 ± 0.25	mm

Performance Characteristics

Test	Typical Performance
Short Time Overload	0.1%
Load Life	0.1%
Temperature Cycle	0.1%
Moisture Resistance	0.1%
Shock	0.05%
Vibration	0.05%
Dielectric Withstanding Voltage	0.05%
Resistance to Soldering Heat	0.05%

Parameter	Typical
Operating Temperature	-55°C to 150°C
TCR	measured from 25°C to 75°C
Pulse Capability	10X rated wattage Consult factory for custom pulse applications
Resistance Value	Measured at 100V Consult factory for custom test voltages

Power Derating Curve:



RoHS Compliance

Stackpole Electronics has joined the worldwide effort to reduce the amount of lead in electronic components and to meet the various regulatory requirements now prevalent, such as the European Union’s directive regarding “Restrictions on Hazardous Substances” (RoHS 2). As part of this ongoing program, we periodically update this document with the status regarding the availability of our compliant components. All our standard part numbers are compliant to EU Directive 2011/65/EU of the European Parliament.

RoHS Compliance Status						
Standard Product Series	Description	Package / Termination Type	Standard Series RoHS Compliant	Lead-Free Termination Composition	Lead-Free Mfg. Effective Date (Std Product Series)	Lead-Free Effective Date Code (YY/WW)
HVC	High Voltage Thick Film Surface Mount Chip Resistor	SMD	YES(1)	100% Matte Sn ("T")	Always	Always

Note (1): RoHS Compliant by means of exemption 7c-l.

“Conflict Metals” Commitment

We at Stackpole electronics, Inc. are joined with our industry in opposing the use of metals mined in the “conflict region” of the Easter Democratic Republic of the Congo (DRC) in our products. Recognizing that the supply chain for metals used in the electronics industry is very complex, we work closely with our own suppliers to verify to the extent possible that the materials and products we supply do not contain metals sourced from this conflict region. As such, we are in compliance with the requirements of Dodd-Frank Act regarding Conflict Minerals.

Compliance to “REACH”

We certify that all passive components supplied by Stackpole Electronics, Inc. are SVHC (Substances of Very High Concern) free and compliant with the requirements of EU Directive 1907/2006/EC, “The Registration, Evaluation, Authorization and Restriction of Chemicals”, otherwise referred to as REACH. Contact us for complete list of REACH Substance Candidate List.

Environmental Policy

It is the policy of Stackpole Electronics, Inc. (SEI) to protect the environment in all localities in which we operate. We continually strive to improve our effect on the environment. We observe all applicable laws and regulations regarding the protection of our environment and all requests related to the environment to which we have agreed. We are committed to the prevention of all forms of pollution.

How to Order

1	2	3	4	5	6	7	8	9	10	11	12	13	14	15
H	V	C	B	2	5	1	2	F	K	C	1	0	M	0

Product Series		Size	Power	Tolerance		Packaging			TCR		Resistance Value	
				Code	Tol	Code	Description	Size	Quantity	Code	ppm	
HVCB	Solderable wraparound (100% matte tin)	0603	0.06W	B	0.1%	T	7" Reel - Paper Tape	0603, 0805	5,000	E	25	Four characters with the multiplier used as the decimal holder. 10 Kohm = 10K0 1 Mohm = 1M00 10 Gohm = 10G0
HVCG	Wire bondable (gold)	1206	0.33W	C	0.25%			1206	4,000	C	50	
HVCS	Solderable single surface (Sn/Pb)	2010	1W	D	0.5%	7" Reel - Plastic Tape	2010	4,000	D	100		
HVCZ	Solderable single surface (100% matte tin)	2512	2W	F	1%		2512	2,000	L	200		
		3512	3W	G	2%	K	7" Reel - Paper Tape	0603, 0805, 1206	1,000	M	300	
				J	5%			2010, 2512, 3512	1,000			
				K	10%	D	7" Reel - Paper Tape	0603, 0805, 1206	500			
				M	20%			2010, 2512, 3512	500			
						B	Bulk	All Sizes	1,000			