

HVU363B

Variable Capacitance Diode for TV tuner

HITACHI

ADE-208-623 (Z)

Rev 0

Apr. 1998

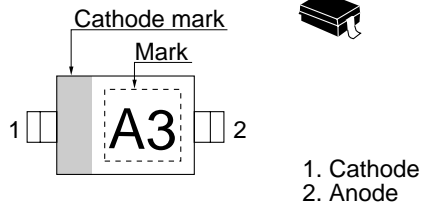
Features

- Low matching error. ($C/C = 2.0\%$ max)
- High capacitance ratio. ($n = 13.7$ min)
- Low series resistance. ($r_s = 0.75$ max)
- Ultra small Resin Package (URP) is suitable for surface mount design.

Ordering Information

Type No.	Laser Mark	Package Code
HVU363B	A3	URP

Outline



Absolute Maximum Ratings (Ta = 25°C)

Item	Symbol	Value	Unit
Peak reverse voltage	V_{RM}^{*1}	35	V
Reverse voltage	V_R	32	V
Junction temperature	Tj	125	°C
Storage temperature	Tstg	-55 to +125	°C

Note 1. RL=10KΩ

Electrical Characteristics (Ta = 25°C)

Item	Symbol	Min	Typ	Max	Unit	Test Condition
Reverse current	I_{R1}	—	—	10	nA	$V_R = 32V$
	I_{R2}	—	—	100		$V_R = 32V, Ta = 60°C$
Capacitance	C_1	36.0	—	42.0	pF	$V_R = 1V, f = 1MHz$
	C_{28}	2.36	—	2.75		$V_R = 28V, f = 1MHz$
Capacitance ratio	n	13.7	—	—	—	C_1/C_{28}
Series resistance	r_s	—	—	0.75	Ω	$V_R = 5V, f = 470MHz$
Matching error	$\Delta C/C^{*1}$	—	—	2.0	%	$V_R = 1\sim 28V, f = 1 MHz$

Note 1. C.C system (Continuous Connected taping system) enable to make any 10 pcs of $\Delta C/C$ continuous in a reel , expect extention to another group.
Calculate Matching Error,

$$\Delta C/C = \frac{(C_{max} - C_{min})}{C_{min}} \times 100 (\%)$$

Main Characteristic

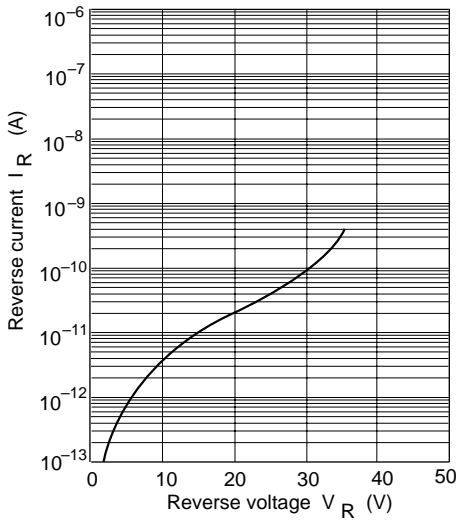


Fig.1 Reverse current Vs. Reverse voltage

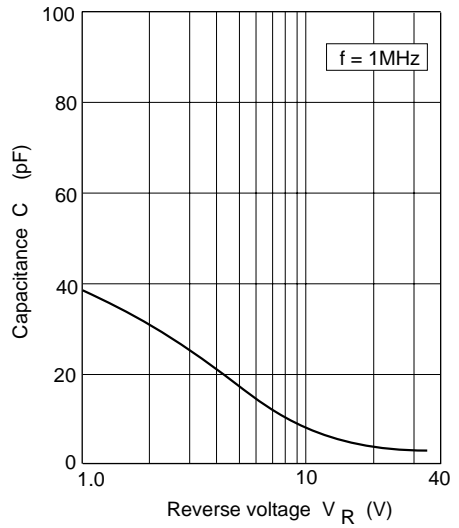


Fig.2 Capacitance Vs. Reverse voltage

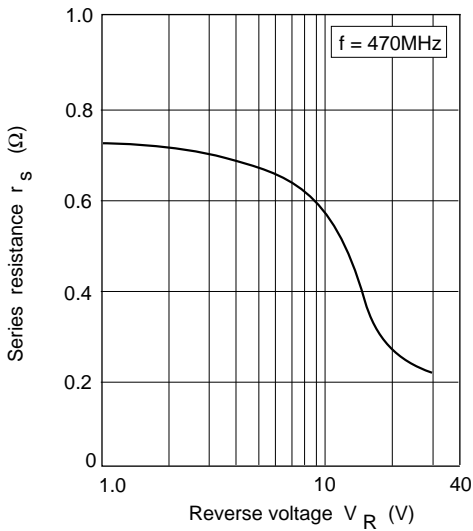


Fig.3 Series resistance Vs. Reverse voltage

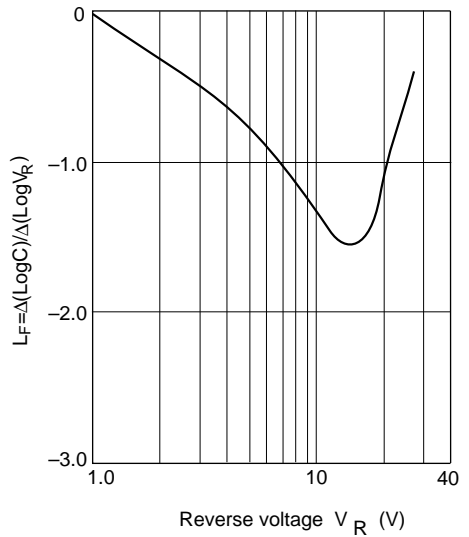
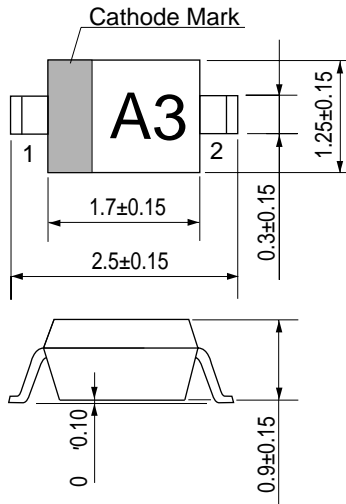


Fig.4 Linearity factor Vs. Reverse voltage

Package Dimensions

Unit : mm



- 1. Cathode
- 2. Anode

Hitachi Code	<i>URP</i>
JEDECCode	—
EIAJCode	—
Weight(g)	0.004

Cautions

1. Hitachi neither warrants nor grants licenses of any rights of Hitachi's or any third party's patent, copyright, trademark, or other intellectual property rights for information contained in this document. Hitachi bears no responsibility for problems that may arise with third party's rights, including intellectual property rights, in connection with use of the information contained in this document.
2. Products and product specifications may be subject to change without notice. Confirm that you have received the latest product standards or specifications before final design, purchase or use.
3. Hitachi makes every attempt to ensure that its products are of high quality and reliability. However, contact Hitachi's sales office before using the product in an application that demands especially high quality and reliability or where its failure or malfunction may directly threaten human life or cause risk of bodily injury, such as aerospace, aeronautics, nuclear power, combustion control, transportation, traffic, safety equipment or medical equipment for life support.
4. Design your application so that the product is used within the ranges guaranteed by Hitachi particularly for maximum rating, operating supply voltage range, heat radiation characteristics, installation conditions and other characteristics. Hitachi bears no responsibility for failure or damage when used beyond the guaranteed ranges. Even within the guaranteed ranges, consider normally foreseeable failure rates or failure modes in semiconductor devices and employ systemic measures such as fail-safes, so that the equipment incorporating Hitachi product does not cause bodily injury, fire or other consequential damage due to operation of the Hitachi product.
5. This product is not designed to be radiation resistant.
6. No one is permitted to reproduce or duplicate, in any form, the whole or part of this document without written approval from Hitachi.
7. Contact Hitachi's sales office for any questions regarding this document or Hitachi semiconductor products.

HITACHI

Hitachi, Ltd.

Semiconductor & IC Div.
 Nippon Bldg., 2-6-2, Ohte-machi, Chiyoda-ku, Tokyo 100-0004, Japan
 Tel: Tokyo (03) 3270-2111
 Fax: (03) 3270-5109

For further information write to:

Hitachi Semiconductor (America) Inc. 2000 Sierra Point Parkway Brisbane, CA. 94005-1897 U S A Tel: 800-285-1601 Fax:303-297-0447	Hitachi Europe GmbH Continental Europe Domacher Straße 3 D-85622 Feldkirchen München Tel: 089-9 91 80-0 Fax: 089-9 29 30-00	Hitachi Europe Ltd. Electronic Components Div. Northern Europe Headquarters Whitebrook Park Lower Cookham Road Maidenhead Berkshire SL6 8YA United Kingdom Tel: 01628-585000 Fax: 01628-585160	Hitachi Asia Pte. Ltd. 16 Collyer Quay #20-00 Hitachi Tower Singapore 049318 Tel: 535-2100 Fax: 535-1533	Hitachi Asia (Hong Kong) Ltd. Unit 706, North Tower, World Finance Centre, Harbour City, Canton Road Tsim Sha Tsui, Kowloon Hong Kong Tel: 27359218 Fax: 27306071
--	---	---	---	--

Copyright © Hitachi, Ltd., 1998. All rights reserved. Printed in Japan.