

## Specifications

Insulation Resistance:	1,000M min. at 100V DC
Dielectric Withstanding Voltage:	100V AC for 1 minute
Contact Resistance:	1 max. at 10mA/20mV max.
Operating Temperature Range:	-40°C to +150°C
Mating Cycles:	10,000 insertions min.
Pin Count:	225 contact pins
Contact Force:	25g to 35g per individual contact pin

## Materials and Finish

Housing: Polyetherimide (PEI), glass-filled  
 Contacts: Beryllium Copper (BeCu)  
 Plating: Gold over Nickel



## Part Number (Details)

**IC264 - 225 01 - 1 - \*\* - MF**

Series No.

No. of Contact Pins

Design Number

NN: Without Positioning Pin #1, #2

NP: Without Positioning Pin #1,  
With Positioning Pin #2

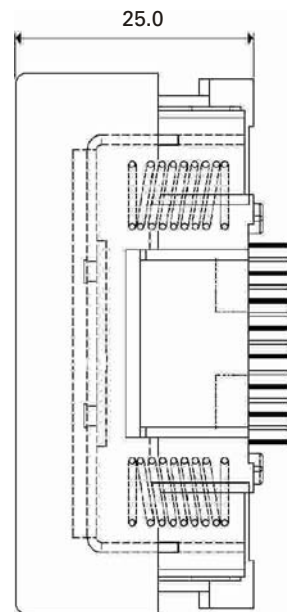
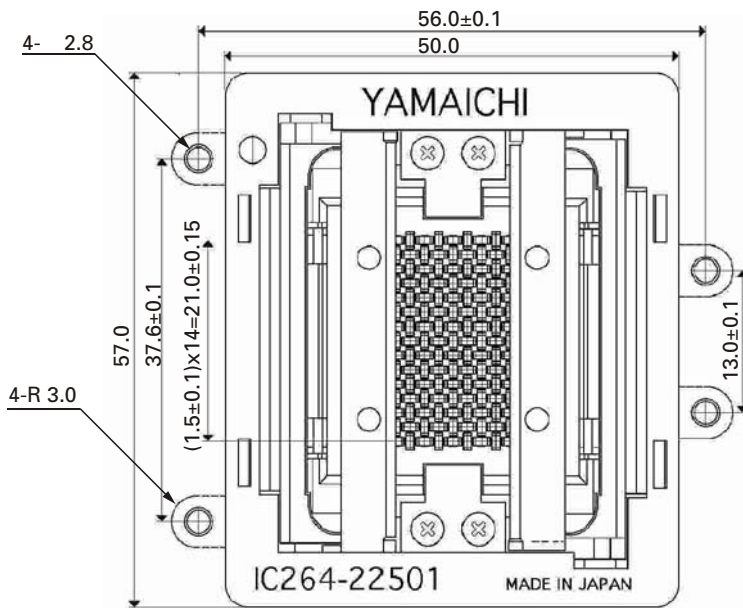
PN: With Positioning Pin #1,  
Without Positioning Pin #2

Blank: With Positioning Pin #1, #2

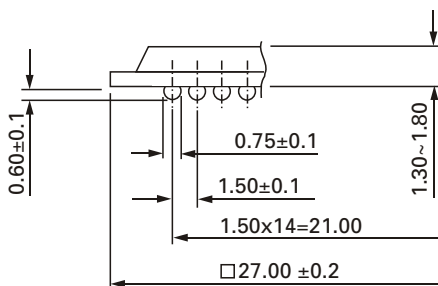
MF = Flanged

Unmarked = Not Flanged

## Outline Socket Dimensions



## Matching IC Dimensions



## Recommended PC Board Layout

IC264-22501-1-\*\*-\*\*

Top View from Socket

