

Spec. No.	ICR18650-28A	Version No.	1.0
-----------	--------------	-------------	-----






## SPECIFICATION OF PRODUCT

- 1. Customer :
- 2. Product : Lithium-ion Battery for Note-PC
- 3. SDI Model : ICR18650-28A
- 4. Approval

Division			
Signature			
Date	/ /	/ /	/ /

5. Date of Application (YY/MM/DD) : 2008/12/01

6. Supplier : **SAMSUNG SDI Co., Ltd.**  
E nergy Business Division

Development QA				
Issued	Checked	Approved	Checked	Approved
				
Kwansic Chun	JeongSoon Shin	Kyeong Min Jeong	Sujin Han	Hyungsub Jeon



Spec. No.	ICR18650-28A	Version No.	1.0
-----------	--------------	-------------	-----

**History of Revisions**

Date (YY.MM.DD)	Rev. No	Description	Approved by		Proposed by
			QA	Development	
08.12.01	Ver. 1.0	Initial	Sujin han	JeongSoon Shin	

Spec. No.	ICR18650-28A	Version No.	1.0
-----------	--------------	-------------	-----

### 1. Scope

This product specification has been prepared to specify the rechargeable lithium-ion cell ('cell') to be supplied to the customer by Samsung SDI Co., Ltd.

### 2. Description and Model

- 2.1 Description     Cell     (lithium-ion rechargeable cell)
- 2.2 Model            ICR18650-28A

### 3. Nominal Specifications

Item S	pecification
3.1 Nominal Capacity	2800mAh (0.2C, 2.75V discharge)
3.2 Minimum Capacity	2700mAh(0.2C, 2.75V discharge)
3.3 Charging Voltage	4.3 ±0.03 V
3.4 Nominal Voltage	3.75V
3.5 Charging Method	CC-CV (constant voltage with limited current)
3.6 Standard Charging Current	Standard charge: 1400mA (Reconmendation)
3.7 Standard Charging Time	Standard charge : 3hours
3.8 Max. Charge Current	2800mA(ambient temperature 25℃)
3.9 Max. Discharge Current	5600mA(ambient temperature 25℃)
3.10 Discharge Cut-off Voltage	2.75V
3.11 Cell Weight	48.0g max
3.12 Cell Dimension	Height : 65.00mm max Diameter : 18.40mm max
3.13 Operating Temperature (Ambient)	Charge : 0 to 45℃ Discharge: -20 to 50℃ ※ Cell surface temperature when discharging: Max 75℃
3.14 Storage Temperature	1 year : -20~25 ℃(1*) 3 months : -20~45℃(1*) 1 month : -20~50 ℃(1*)

Note (1): If the cell is kept as ex-factory status (50% of charge),  
the capacity recovery rate is more than 80%.

Spec. No.	ICR18650-28A	Version No.	1.0
-----------	--------------	-------------	-----

#### 4. Outline Dimensions

See the attachment (Fig. 1)

#### 5. Appearance

There shall be no such defects as scratch, rust, discoloration, leakage which may adversely affect commercial value of the cell.

#### 6. Standard Test Conditions

##### 6.1 Environmental Conditions

Unless otherwise specified, all tests stated in this specification are conducted at temperature  $25 \pm 5^\circ\text{C}$  and humidity  $65 \pm 20\%$ .

##### 6.2 Measuring Equipment

(1) Ammeter and Voltmeter

The ammeter and voltmeter should have an accuracy of the grade 0.5 or higher.

(2) Slide caliper

The slide caliper should have 0.01 mm scale.

(3) Impedance meter

The impedance meter with AC 1kHz should be used.

#### 7. Characteristics

##### 7.1 Standard Charge

This "Standard Charge" means charging the cell with charge current 1400mA and constant voltage 4.3V at  $25^\circ\text{C}$  for 3hours.

##### 7.2 Standard Discharge Capacity

The standard discharge capacity is the initial discharge capacity of the cell, which is measured with discharge current of 560mA with 2.75V cut-off at  $25^\circ\text{C}$  within 1hour after the standard charge.

Standard Discharge Capacity  $\geq 2700\text{mAh}$

##### 7.3 Initial internal impedance

Initial internal impedance measured at AC 1kHz after rated charge.

Initial internal impedance  $\leq 100\text{m}\Omega$

Spec. No.	ICR18650-28A	Version No.	1.0
-----------	--------------	-------------	-----

#### 7.4 Temperature Dependence of Discharge Capacity

Capacity comparison at each temperature, measured with discharge constant current 560mA and 2.75V cut-off after the standard charge is as follows.

Charge Temperature	Discharge temperature				
	25℃ -10	℃	0℃ 25	℃ 40	℃
Relative Capacity	50%	80%	100%	80%	

Note: If charge temperature and discharge temperature is not the same, the interval for temperature change is 3 hours.

Percentage as an index of the capacity at 25℃ (=2700mAh) is 100%.

#### 7.5 Temperature Dependence of Charge Capacity

Capacity comparison at each temperature, measured with discharge constant current 560mA and 2.75V cut-off after the standard charge is as follows.

	Charge temperature			Discharge temperature
	0℃ 25	℃ 45	℃	
Relative Capacity	80%	100%	80%	25℃

Note: If charge temperature and discharge temperature is not the same, the interval for temperature change is 3 hours.

Percentage as an index of the capacity at 25℃ (=2700mAh) is 100%.

#### 7.6 Charge Rate Capabilities

Discharge capacity is measured with constant current 560mA and 2.75V cut-off after the cell is charged with 4.3V as follows.

Charge	Condition		
Current	0.2C (560mA)	0.5C (1400mA)	1.0C (2800mA)
Cut-off	7h or 0.05C	3.0h or 0.05C	2.5h or 0.05C
Relative Capacity	100% 95%		90%

Note: Percentage as an index of the capacity at 25℃ (=2700mAh) is 100%.

Spec. No.	ICR18650-28A	Version No.	1.0
-----------	--------------	-------------	-----

### 7.7 Discharge Rate Capabilities

Discharge capacity is measured with the various currents in under table and 2.75V cut-off after the standard charge.

Discharge	Condition			
	0.2C (560mA)	0.5C (1400mA)	1.0C (2800mA)	2.0C (5600mA)
Relative Capacity	100%	95%	90%	80%

Note: Percentage as an index of the capacity at 25°C (=2700mAh) is 100%.

### 7.8 Cycle Life

Each cycle is an interval between the charge (charge current 1400mA) with 3.0h or 0.05C cut-off and the discharge (discharge current 1400mA) with 2.75V cut-off.

Capacity after 299cycles and plus 1 day, measured under the same condition

in 7.2

Capacity  $\geq$  1890mAh(70% of the capacity at 25°C)

### 7.9 Storage Characteristics

Capacity after storage for 30days at 25°C after the standard charge, measured with discharge current 560mA with 2.75V cut-off at 25°C.

Capacity retention(after the storage)  $\geq$  2160mAh (80% of the capacity at 25°C)

### 7.10 Status of the cell as of ex-factory

The cell should be shipped in 50% charged state. In this case, OCV is from 3.65V to 3.85V.

## 8. Mechanical Characteristics

### 8.1 Drop Test

Test method: Cell(as of shipment or full charged) drop onto the oak-board (thickness:  $\geq$  30mm) from 4feet height at a random direction 6 times.

Criteria: No leakage

### 8.2 Vibration Test

Test method: Cell(as of shipment) is vibrated along 2 mutually perpendicular axes with total excursion of 1.6mm and with frequency cycling between 10Hz and 55Hz by 1Hz/min.

Spec. No.	ICR18650-28A	Version No.	1.0
-----------	--------------	-------------	-----

Criteria: No leakage

## 9. Safety

### 9.1 Overcharge Test

Test method: To charge the standard charged cell with 12V and 2.8A at 25 °C for 2.5 hours.

Criteria: No fire, and no explosion.

### 9.2 External Short-circuit Test

Test method: To short-circuit the standard charged cell by connecting positive and negative terminal by less than 50mΩ wire for 3hours.

Criteria: No fire, and no explosion.

### 9.3 Reverse Charge Test

Test method: To charge the standard charged cell with charge current 2.8A By -12V for 2.5 hours.

Criteria: No fire, and no explosion.

### 9.4 Heating Test

Test method: To heat up the standard charged cell at heating rate 5 °C per minute up to 130 °C and keep the cell in oven for 60 minutes.

Criteria: No fire, and no explosion.

## 10. Warranty

Samsung SDI will be responsible for replacing the cell against defects or poor workmanship

for 15months from the date of shipping. Any other problem caused by malfunction of the equipment or mix-use of the cell is not under this warranty.

The warranty set forth in proper using and handling conditions described above and excludes in the case of a defect which is not related to manufacturing of the cell.

## 11. Others

### 11.1 Storage for a long time

If the cell is kept for a long time(3months or more), It is strongly recommended that the cell is preserved at dry and low-temperature.

### 11.2 Other

Any matters that specifications does not have, should be conferred with

Spec. No.	ICR18650-28A	Version No.	1.0
-----------	--------------	-------------	-----

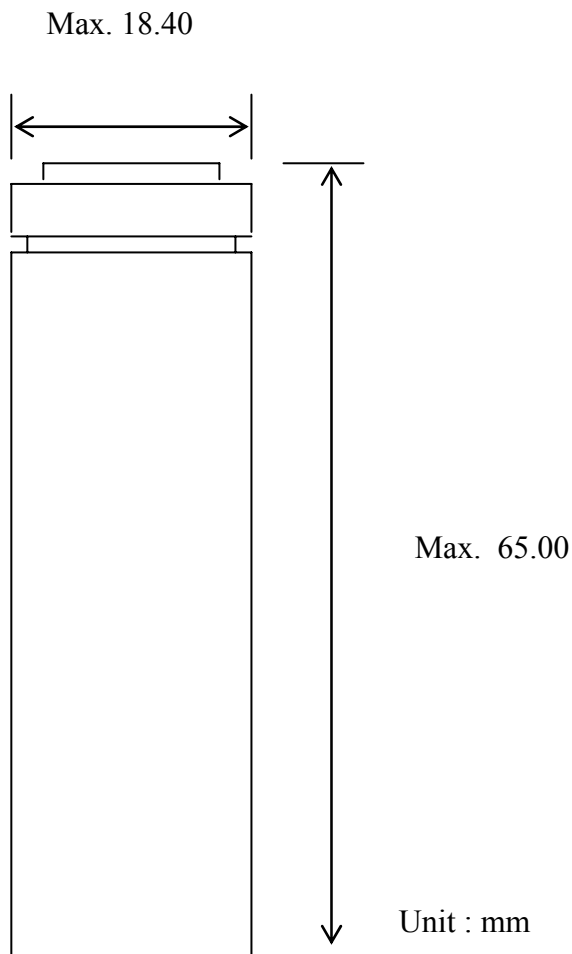
between the both parties.

### 11.3 PTC Specification

PTC Specification (in the Cell)				
Item	Hold Current	Resistance	Power Dissipation	Resistance After Trip
Spec.	3.0A	6~14mΩ	Max. 2.5W	Max. 26mΩ

## 12. Cell Dimensions

See Fig.1,



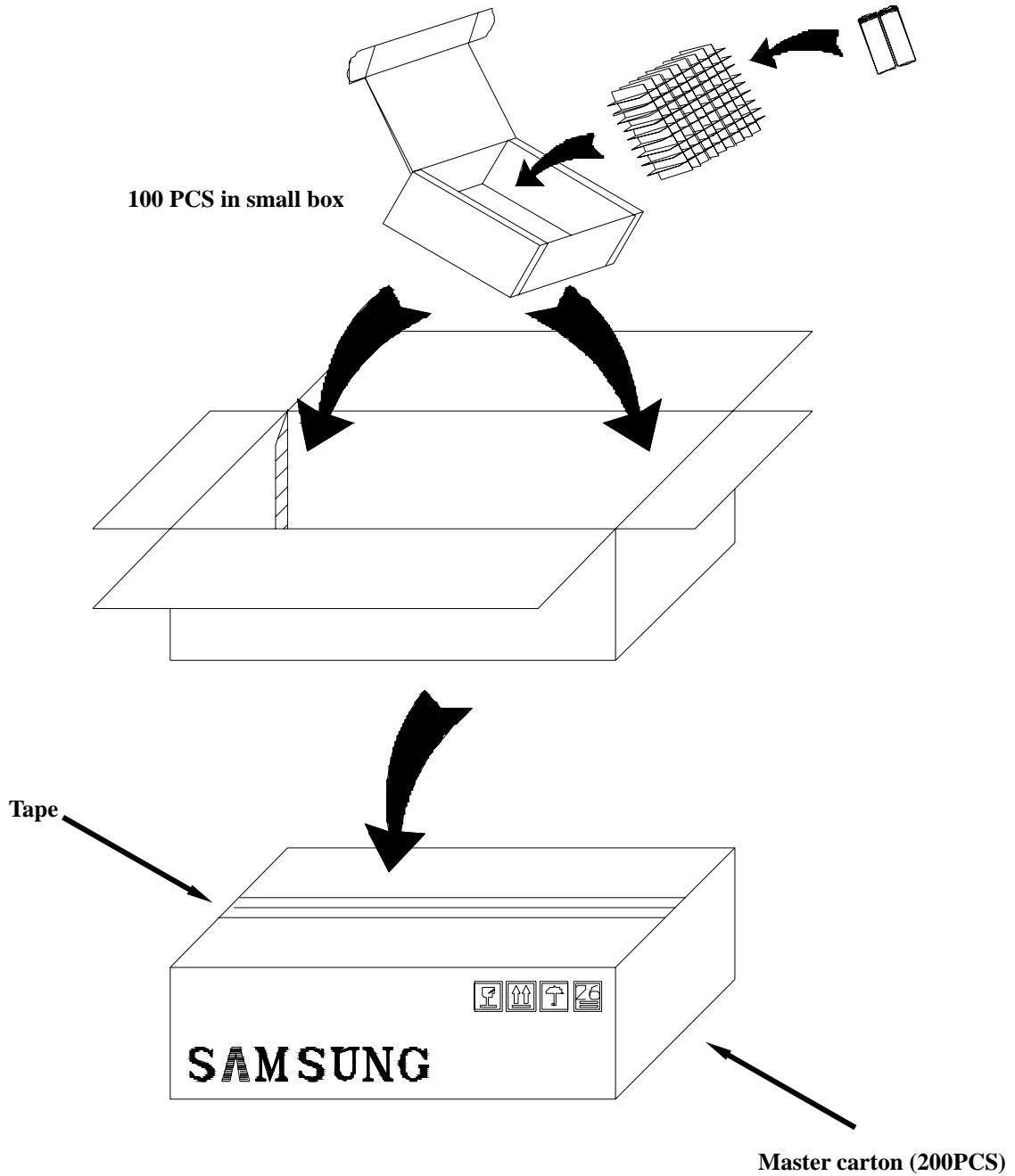
**Fig.1. Outline Dimensions of ICR18650-28A (with Tube)**



Spec. No.	ICR18650-28A	Version No.	1.0
-----------	--------------	-------------	-----

**13. Packing**

See Fig.2,



**Fig.2. Package Drawing**

Spec. No.	ICR18650-28A	Version No.	1.0
-----------	--------------	-------------	-----

## **Proper Use and Handling of Lithium Ion Cells**

See before using lithium-ion cell

Supplied by

**Samsung SDI Co., Ltd.**

### **1. General**

This document has been prepared to describe the appropriate cautions and prohibitions, which the customer should take or employ when the customer uses and handles the lithium ion cell to be manufactured and supplied by Samsung SDI Co., Ltd., in order to obtain optimum performance and safety.

### **2. Charging**

#### 2.1 Charging current

Charging current should be less than maximum charge current specified in the product specification.

#### 2.2 Charging voltage

Charging should be done by voltage less than that specified in the product specification.

#### 2.3 Charging time

Continuous charging under appropriate voltage does not cause any loss of characteristics. However, the charge timer is recommended to be installed from a safety consideration, which shuts off further charging at time specified in the product specification.

#### 2.4 Charging temperature

The cell should be charged within a range of specified temperatures in the product specification.

#### 2.5 Reverse charging

The cell should be connected, confirming that its poles are correctly aligned. Inverse charging should be strictly prohibited. If the cell is connected improperly, it may be damaged.

### **3. Discharging**

#### 3.1 Discharging

3.1.1 The cell should be discharged at less than maximum discharge current specified in the product specification.

Spec. No.	ICR18650-28A	Version No.	1.0
-----------	--------------	-------------	-----

### 3.2 Discharging temperature

3.2.1 The cell should be discharged within a range of temperatures specified in the product specification.

3.2.2 Otherwise, it may cause loss of characteristics.

### 3.3 Over-discharging

3.3.1 The system should equip with a device to prevent further discharging exceeding discharging cut-off voltage specified in the product specification.(over-discharging)

3.3.2 Over-discharging may cause loss of performance, characteristics, of battery function.

3.3.3 Over-discharging may occur by self-discharge if the battery is left for a very long time without any use.

3.3.4 The charger should equip with a device to detect cell voltage and to determine recharging procedures.

## 4. Storage

### 4.1 Storage conditions

4.1.1 The cell should be stored within a range of temperatures specified in the product specification.

4.1.2 Otherwise, it may cause loss of characteristics, leakage and/or rust.

### 4.2 Long-term storage

4.2.1 The cell should be used within a short period after charging because long-term storage may cause loss of capacity by self-discharging.

4.2.2. If long-term storage is necessary, the cell should be stored at lower voltage within a range specified in the product specification, because storage at higher voltage may cause loss of characteristics.

## 5. Cycle life

### 5.1 Cycle life performance

5.1.1 The cell can be charged/discharged repeatedly up to times specified in the product specification with a certain level of capacity also specified in the product specification.

5.1.2 Cycle life may be determined by conditions of charging, discharging, operating temperature and/or storage.

Spec. No.	ICR18650-28A	Version No.	1.0
-----------	--------------	-------------	-----

## 6. Design of System

### 6.1 Connection between the cell and the battery

- 6.1.1 The cell should not be soldered directly with leads. Namely, the cell should be welded with leads on its terminal and then be soldered with wire or leads to soldered lead.
- 6.1.2 Otherwise, it may cause damage of component, such as separator and insulator, by heat generation.

### 6.2 Positioning the battery in the System

- 6.2.1 The battery should be positioned as possible as far from heat sources and high temperature components.
- 6.2.2 Otherwise, it may cause loss of characteristics.

### 6.3 Mechanical shock protection of the battery

- 6.3.1 The battery should equip with appropriate shock absorbers in order to minimize shock.
- 6.3.2 Otherwise, it may cause shape distortion, leakage, heat generation and/or rupture.

### 6.4 Short-circuit protection of the cell

- 6.4.1 The cell equips with an insulating sleeve to protect short-circuit which may occur during transportation, battery assembly and /or system operation.
- 6.4.2 If the cell sleeve is damaged by some cause such as outside impact, it may cause short-circuit with some wiring inside the battery.

### 6.5 Connection between the battery and charger/system

- 6.5.1 The battery should be designed to be connected only to the specified charger and system.
- 6.5.2 A reverse connection of the battery, even in the specified system, should be avoided by employing special battery design such as a special terminals.

## 7. Battery Pack Assembly

### 7.1 Prohibition of usage of damaged cell

- 7.1.1 The cell should be inspected visually before battery assembly.
- 7.1.2 The cell should not be used if sleeve-damage, can-distorsion and/or electrolyte-smell is detected.

Spec. No.	ICR18650-28A	Version No.	1.0
-----------	--------------	-------------	-----

## 7.2 Terminals handling

7.2.1 Excessive force on the negative terminal should be avoided when external lead is welded.

## 7.3 Transportation

7.3.1 If the cell is necessary to transported to order place, such as the battery manufacturer, careful precautions should be taken to avoid damage of cell.

## 8. Others

### 8.1 Disassembly

8.1.1 The cell should not be dismantled from the battery pack.

8.1.2 Internal short-circuit caused by disassembly may lead to heat generation and/or venting.

8.1.3 When the electrolyte is coming in contact with the skin or eyes, flush immediately with fresh water and seek medical advice.

### 8.2 Short-circuiting

8.2.1 Short-circuit results in very high current which leads to heat generation.

8.2.3 An appropriate circuitry should be employed to protect accidental shorts short-circuiting.

### 8.3 Incineration

8.3.1 Incinerating and disposing of the cell in fire are strictly prohibited, because it may cause rupture.

### 8.4 Immersion

8.4.1 Soaking the cell in water is strictly prohibited, because it may cause melt of components to damaged to functions.

### 8.5 Mixing use

8.5.1 Different types of cell, or same types but different manufacturer's cell may lead to cell rupture or damage to system due to the different characteristics of cell.

### 8.6 Battery exchange

8.6.1 Although the cell contains no environmentally hazardous component, such as lead or cadmium. the battery should be disposed according to the local regulations when it is disposed.

8.6.2 The cell should be disposed with a discharged state to avoid heat generation by an inadvertent short-circuit.

Spec. No.	ICR18650-28A	Version No.	1.0
-----------	--------------	-------------	-----

8.7 Caution - The Battery used in this device may present a risk of fire or chemical burn if mistreated. Do not disassemble, heat above 100°C or incinerate. Replace battery with Samsung SDI battery only. Use of another battery may present a risk of fire or explosion. Dispose of used battery promptly. Keep away from children. Do not disassemble and do not dispose of in fire.

### Handling Precaution and Prohibitions of Lithium Ion & Lithium Ion Polymer Rechargeable Cells and Batteries

Inaccurate handling of lithium ion and lithium ion polymer rechargeable battery may cause leakage, heat, smoke, an explosion, or fire.

This could cause deterioration of performance or failure. Please be sure to follow instructions carefully.

#### 1.1 Storage

Store the battery at low temperature (below 20°C is recommended), low humidity, no dust and no corrosive gas atmosphere.

#### 1.2 Safety precaution and prohibitions

To assure product safety, describe the following precautions in the instruction manual of the application.

#### [ Danger!]

##### ■ Electrical misusage

Use dedicated charger.

Use or charge the battery only in the dedicated application.

Don't charge the battery by an electric outlet directly or a cigarette lighter charger.

Don't charge the battery reversely.

##### ■ Environmental misusage

Don't leave the battery near the fire or a heated source.

Don't throw the battery into the fire.

Don't leave, charge or use the battery in a car or similar place where inside of temperature may be over 60°C.

Don't immerse, throw, wet the battery in water / seawater.

##### ■ others

Don't fold the battery cased with laminated film such as pouch and Polymer.

Don't store the battery in a pocket or a bag together with metallic objects such as keys, necklaces, hairpins, coins, or screws.

Don't short circuit (+) and (-) terminals with metallic object intentionally.

Don't pierce the battery with a sharp object such as a needle, screw drivers.

Don't heat partial area of the battery with heated objects such as soldering iron.

Don't hit with heavy objects such as a hammer, weight.

Don't step on the battery and throw or drop the battery on the hard floor to avoid mechanical shock.

Spec. No.	ICR18650-28A	Version No.	1.0
-----------	--------------	-------------	-----

- Don't disassemble the battery or modify the battery design including electric circuit.
- Don't solder on the battery directly.
- Don't use seriously scared or deformed battery.
- Don't put the battery into a microwave oven, dryer ,or high-pressure container.
- Don't use or assemble the battery with other makers' batteries, different types and/or models of batteries such as dry batteries, nickel-metal hydride batteries, or nickel-cadmium batteries.
- Don't use or assemble old and new batteries together.

**[ Warning! ]**

- Stop charging the battery if charging isn't completed within the specified time.
- Stop using the battery if the battery becomes abnormally hot, order, discoloration, deformation, or abnormal conditions is detected during use, charge, or storage.
- Keep away from fire immediately when leakage or foul odors are detected. If liquid leaks onto your skin or cloths, wash well with fresh water immediately.
- If liquid leaking from the battery gets into your eyes, don't rub your eyes and wash them with clean water and go to see a doctor immediately.
- If the terminals of the battery become dirty, wipe with a dry cloth before using the battery.
- The battery can be used within the following temperature ranges. Don't exceed these ranges.
  - Charge temperature ranges : 0℃ ~ 45℃
  - Discharge Temperature ranges : -20℃ ~ 60℃
- Store the battery at temperature below 50℃
- Cover terminals with proper insulating tape before disposal.

**[ Caution! ]**

**■ Electrical misuseage**

- Battery must be charge with constant current-constant voltage (CC/CV).
- Charge current must be controlled by specified value in Cell specification.
- Cut-off Voltage of charging must be 4.3V.
  - Charger must stop charging battery by detecting either charging time or current specified in Cell's specification.
- Discharge current must be controlled by specified value in Cell's specification.
- Cut-off Voltage of discharging must be over 2.5V.

**■ others**

- Keep the battery away from babies and children to avoid any accidents such as swallow.
  - If younger children use the battery, their guardians should explain the proper handling method and precaution before using.
- Before using the battery, be sure to read the user's manual and precaution of it's handling.
- Before using charger, be sure to read the user's manual of the charger.
  - Before installing and removing the battery from application, be sure to read user's manual of the application.
- Replace the battery when using time of battery becomes much shorter than usual.
- Cover terminals with insulating tape before proper disposal.
  - If the battery is needed to be stored for an long period, battery should be removed from the

Spec. No.	ICR18650-28A	Version No.	1.0
-----------	--------------	-------------	-----

application and stored in a place where humidity and temperature are low.  
While the battery is charged, used and stored, keep it away from object materials with static electric chargers.

### **Safety Handling Procedure for the Transporter**

- **Quarantine** : Packages that are crushed, punctured or torn open to reveal contents should not be transported. Such packages should be isolated until the shipper has been consulted, provided instructions and, if appropriate, arranged to have the product inspected and repacked.
- **Spilled Product** : In the event that damage to packaging results in the release of cells or batteries, the spilled products should be promptly collected and segregated and the shipper should be contacted for instructions.

### **Design of positioning the battery pack in application and charger**

To prevent the deterioration of the battery performance caused by heat, battery shall be positioned away from the area where heat is generated in the application and the charger.

### **Design of the Battery Pack**

Be sure adopting proper safe device such as PTC specified type or model in Cell Specification. If you intend to adopt different safety device which is not specified in Cell Specification, please contact Samsung SDI to investigate any potential safety problem.

Be sure designing 2nd protective devices such as PTC & PCM at the same time to protect Cell just in case one protective device is fault.

Please contact following offices when you need any help including safety concerns.



Spec. No.	ICR18650-28A	Version No.	1.0
-----------	--------------	-------------	-----

## Samsung SDI Emergency Contact Information

### ■ Samsung SDI Headquarter.

575 Shin-dong, Youngtong-gu, Suwon, Kyunggi-do  
Tel:(+82)31-8006-3708 Fax:(+82)31-8006-3689

### ■ Samsung SDI Chonan factory.

508, Sungung-Dong, Chonan City, Chungchongnam-Do, Korea  
Tel:(+82)70-7125-1852

### ■ Samsung SDI America office.

18600 Broadwick Street Rancho Dominguez CA 90220  
Tel:(+1)310-900-5205 Fax:(+1)310-537-1033

### ■ Samsung SDI Taiwan office.

Rm. 3010, 30F., 333, Keelung Rd. Sec. 1, Taipei, Taiwan  
Tel:(+886)2-2728-8469 Fax:(+886)2-2728-8480